

Collaboration in the Semantic Grid: a Basis for e-Learning

Michelle Bachler¹, Simon Buckingham Shum¹, Jessica Chen-Burger², Jeff Dalton², David De Roure³, Marc Eisenstadt¹, Jiri Komzak¹, Danilus Michaelides³, Kevin Page³, Stephen Potter², Nigel Shadbolt³, and Austin Tate²

¹ KMI, The Open University, Milton Keynes, UK

² AIAI, University of Edinburgh, Edinburgh, UK

³ ECS, University of Southampton, Southampton, UK

Abstract. The CoAKTinG project aims to advance the state of the art in collaborative mediated spaces for the Semantic Grid. This paper presents an overview of the hypertext and knowledge based tools which have been deployed to augment existing collaborative environments, and the ontology which is used to exchange structure, promote enhanced process tracking, and aid navigation of resources before, after, and while a collaboration occurs. While the primary focus of the project has been supporting e-science, this paper also explores the similarities and application of CoAKTinG technologies as part of a human-centred design approach to e-Learning.

1 Introduction

The CoAKTinG (Collaborative Advanced Knowledge Technologies in the Grid) project[1] aims to advance the state of the art in collaborative mediated spaces for distributed e-Science through the novel application of advanced knowledge technologies. It comprises four tools: instant messaging and presence notification (BuddySpace), graphical meeting and group memory capture (Compendium), intelligent 'to- do' lists (Process Panels) and meeting capture and replay. These are integrated into existing collaborative environments (such as the Access Grid [2]), and through use of a shared ontology to exchange structure, promote enhanced process tracking and navigation of resources before, after, and while a meeting occurs.

Section 2 gives a context to the work in the Semantic Grid and e-Learning, Section 3 provides an overview of the tools, Section 5 describes the ontology that interconnects them, Section 6 gives a glimpse of current work using the tools, and Section 7 discusses their application to the Learning Grid.

2 The Semantic Grid, Collaboration, and Learning

While the Grid is often thought of in terms of providing a distributed system of high-performance compute resources, this is only one aspect required when supporting successful use of Grid Computing. The Grid must also provide structured access to the wealth of data produced and held within it, and an environment within which the collaborative processes of investigation can occur - be this meetings between researchers, or shared access to experiments.

Grid computing came about as a way of harnessing computational resources - supercomputers and clusters - to help achieve new scientific results. The grid middleware facilitates the routine interaction of computational and data resources. This traditional 'fat iron and big pipes' view has evolved considerably to a contemporary definition of Grid computing in terms of dynamic virtual organisations: "The real and specific problem that underlies the Grid concept is coordinated resource sharing and problem solving in dynamic, multi-institutional virtual organizations. The sharing that we are concerned with is not primarily file exchange but rather direct access to computers, software, data, and other resources, as is required by a range of collaborative problem-solving and resource brokering strategies emerging in industry, science, and engineering" [8]. People are a key part of this, and we can now see the Grid as a composite of computational grid, data grid and collaborative

grid functionalities.

This vision of the Grid is closely related to that of the Semantic Web - which is also, fundamentally, about joining things up. The value of applying Semantic Web technologies to the information and knowledge in Grid applications is apparent, and there has been increasing recognition that Semantic Web technologies are useful not just on the Grid infrastructure but also within it, providing the means to describe resources and services and compose them in virtual organisations. The former - working with knowledge in the application domain - is often described as 'knowledge grid', whereas the focus on semantics as part of the Grid machinery is key to the 'Semantic Grid' vision [10]. The use of Semantic Web technologies to integrate the tools described in this paper brings together this notion of Semantic Grid with the collaborative Grid.

It is this facet of collaboration, in particular, which CoAKTinG addresses. Collaboration as an activity can be seen as a resource in itself, which with the right tools can be used to enhance and aid future collaboration and work. Each of the CoAKTinG tools can be thought of as extracting *structure* from the collaboration process. The full record of any collaboration (e.g. a video recording of a meeting) is *rich in detail*, but to be useful we must extract resources which are *rich in structure*. In essence, this is a process of creating structured knowledge from information, and we must be able to share and re-use the knowledge amongst tools and agents in the Grid - the Semantic Grid.

The issues involved in collaboration are not unique to science; we believe that the techniques and tools employed by CoAKTinG have useful applications in the experimental-based collaborative learning paradigm adopted by the ELeGI project [9].

3 CoAKTinG Tools

3.1 BuddySpace

BuddySpace [7, 20] is an Instant Messaging environment (based on the Jabber protocol) with both client and server functionality extended to enhance presence awareness. Specifically, it introduces automatic roster ('buddy list') construction and intelligent service discovery on the server and the graphical visualisation of people and their presence states on an image, geographical or conceptual map, as can be seen in the figure. This allows for multiple views of collaborative workgroups and the immediacy or "at a glance" nature gives users a snapshot of a virtual organisation. This is critical in modern learning organisations: We know from Whitelock [21] that presence awareness increases emotional well-being, and from Nardi et al [11] that users benefit from knowing who else is around via presence and messaging tools. In a meeting, the instant message capabilities of BuddySpace naturally provide a "backchannel" to the meeting, for example, conveying URLs of documents discussed or as a non-disrupting communication. For distributed meetings, such as Access Grid meetings, the presence of individuals gives an extra indication of co-location (especially if the videoconferencing technology is failing). The back-channel can also be used for meeting control tasks, such as queuing of speakers and voting on issues.

In an e-learning context, BuddySpace leverages the overwhelming power of social cohesiveness that can be brought about by knowledge of the presence and location of others in both real and virtual spaces, in the style argued persuasively by Rheingold [13]. We know also from the work of Reffell and Eklund [12] that this kind of presence awareness is used by students to locate resources, for quick exchange of information and to organise meetings either online or face-to face. Indeed we argue that Enhanced Presence is much more than just 'messaging' and 'maps'. In particular, we aim to provide tools that enable us to express the entire situated context of the learner, which is clearly a lot more than just 'location X' and 'online' or 'offline'. The learner's current state of mind, including goals, plans and intentions, must be understood, as well as the way this connects with ongoing activities and devices accessible to the learner. As these are made explicit, plausible inferences can be drawn about what the learner wants and needs to know, and this gives us an important 'foot in the door' for addressing the problem of delivering the right knowledge to the right people

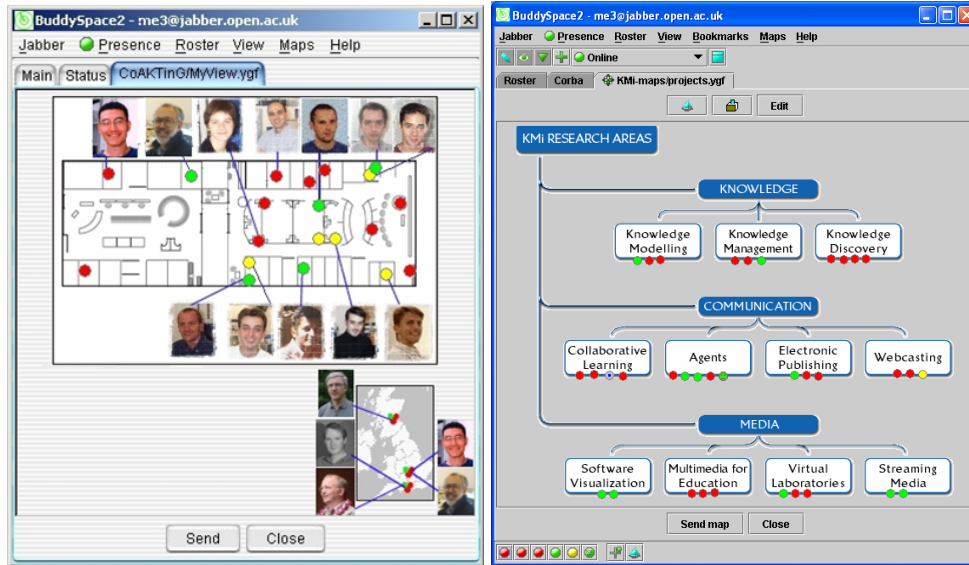


Fig. 1. BuddySpace showing a virtual organisation and presence indicators, (a) with live/clickable presence dots superimposed on geographical and office locations, and (b) with the office dots superimposed on a conceptual map depicting KMi's research themes as generated from an underlying ontology.

in the right place at the right time. So far, this notion of 'right knowledge' has been nothing more than a Knowledge Management 'slogan', but our belief is that Enhanced Presence capabilities, embedded in the whole CoAKTinG toolset, can make this dream a reality.

For meeting capture purposes, logs of the channel conversations are made. Individual messages are time-stamped and possibly examined to see if they control meeting specific messages.

3.2 Compendium

Compendium, first developed in 1993 as an approach to aid cross-functional business process redesign (BPR) teams, has been applied in several dozen projects in both industry and academic settings [5]. Its origins lie in the problem of creating shared understanding between the team members, typical of those attending teams working over weeks or months to design business processes: keeping track of the plethora of ideas, issues, and conceptual interrelationships without needing to sift through piles of easel sheets, surfacing and tracking design rationale, and staying on track and "bought-in" to the project's overall structure and goals [16]. The key feature of the early approach was the combination of an Issue-Based Information System (IBIS) concept-mapping tool [6], which supported informal and exploratory conversation and facilitation, with a structured modelling approach [14]. This allowed teams to move along the spectra of *formal to informal representation*, and *prescribed to spontaneous approaches*, as their needs dictated. It also let them incrementally formalise data [17] over the life of the project. As the approach was tested and refined over the course of several years, additional modelling methods were added, plus tools to transform Compendium's hypertext models into established organisational document forms, and vice-versa [15].

In our experience, Compendium introduces a distinctive element to the design space of knowledge technologies, namely, making meetings into true events for group knowledge creation which leave a *trace* - a structured, collectively owned, searchable group memory that is generated in real time as a product of a meeting. Effective, on-the-fly construction of knowledge resources does not come "for free" - the lower the effort invested at the capture stage (e.g. simply video recording all meetings, or taking conventional minutes),

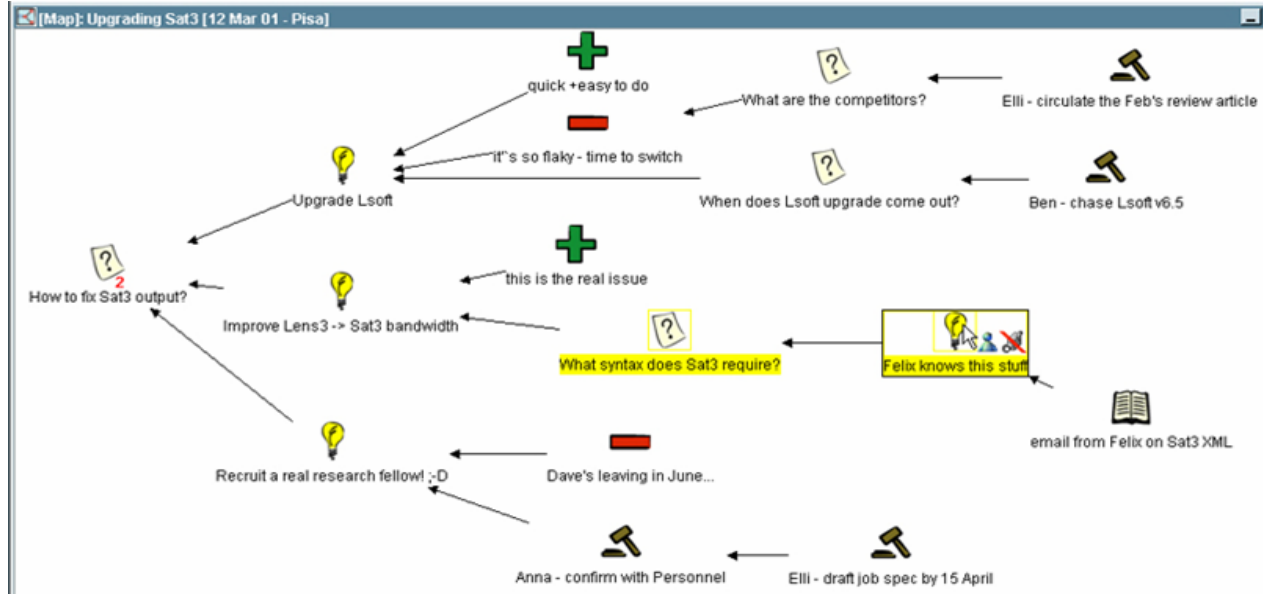


Fig. 2. A Compendium map showing various node types and links

the more work is required for collective reuse and computational support. Naturally, we want quality knowledge resources for minimal effort, and while smart analysis technologies will continue to push the boundaries, there are pragmatic factors to consider: what is possible *now*? Compendium tackles the capture bottleneck that any knowledge construction effort must confront, by investing effort in real time quality capture by a facilitator, mediated and validated by those at the meeting.

3.3 I-X Process Panels

I-X is a suite of tools[19] whose function is to aid in processes which create or modify one or more “product” (such as a document, a physical entity or even some desired changes in the world state). The main interface is the I-X Process Panel (I-P2) which, in its simplest form, acts like an intelligent “to do” list. The panel shows users their current issues and activities, on which Standard Operating Procedures can be applied to manage complex and long-running processes. I-X also has a collaborative element to it, in that issues and activities can be passed between different process panels to enact a workflow across an organisation. Web services can be called to automatically enact steps of the processes involved. Progress and completion reporting between panels and external services is possible. The underlying model on which I-X is based is the <I-N-C-A> Constraints Model[18]. In a meeting scenario, actions raised in a meeting have a direct mapping to <I-N-C-A> activities. Actions created in a meeting specific I-X panel are passed onto the relevant user panel’s for individuals, which, on completion report back.

4 Meeting Replay

Once a meeting has taken place it can be useful to revisit the ideas and topics discussed. Traditionally, formal minutes are taken to record the salient points, but often these are too brief to be more than a simple aide memoire; in the typical CoAKTinG scenario (such as an Access Grid node) full audio and video logs are available, but conversely these are too verbose to be of practical use. We require the ability to select high-level points of reference from the meeting, then “zoom in” to view detailed records. e.g. a user sees from Compendium notes that a decision was made, but to understand the subtle reasoning behind that outcome

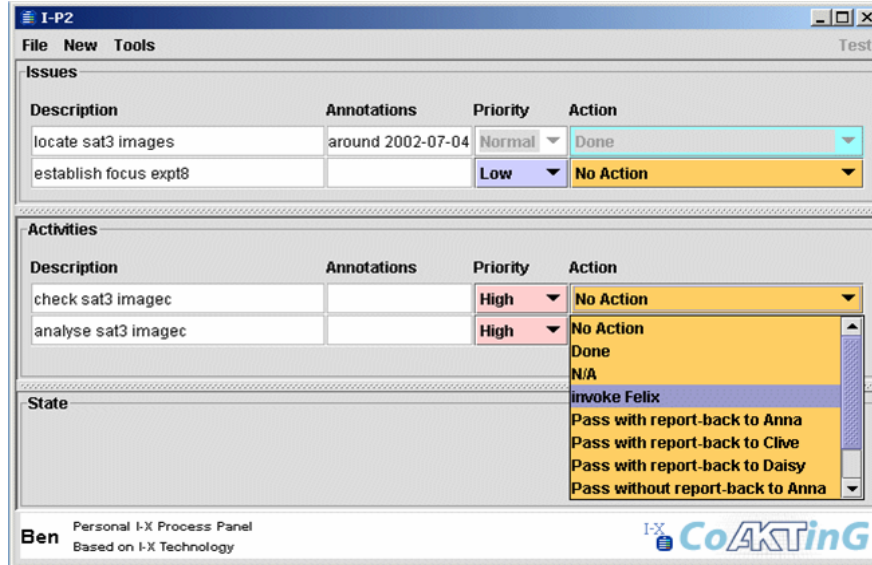


Fig. 3. A I-X Process Panel showing pending issues and activities

wishes to view the video of discussion between participants. Each meeting is described using RDF conforming to the OWL meeting ontology; this represents resources such as: the meeting time, location, attendees, audio/video recordings, any presentations given (and associated web viewable versions), and argumentation annotation from Compendium. The Event / has-sub-event structure held within the RDF is mapped onto a more conventional time-line, which is automatically published using HTML and Javascript on a web site (figure 4). The user can navigate the meeting using the video timeline, or jump to a different point in the meeting by selecting a particular event, such as a slide being presented, or a Compendium node being created. By using the shared AKT reference ontology, we can also link to further information about resources held in other knowledge bases, e.g. when a person is referenced we link to information about them in the populated AKT triple store. We populate the timeline with any temporally annotated information about the meeting that would aid the user in navigation.

In CoAKTiNG we have experimented with:

- Agenda item
- Slide exhibits
- Compendium node
- Speaker identification
- I-X activity(action item) creation
- BuddySpace chat

By providing all available information we hope to cater for the many activities and contexts of the user, in a seamless[4] manner.

We can categorise the information presented in the entire meeting replay in terms of the dimensions “structured” and “detailed”, as shown in figure 5. Video, for example, is high in detail, in that it captures the entire audio and visuals of the meeting. Structurally, it is relatively low, since although there is implicit structure (image frames and audio samples) these do not directly contribute to navigating the structure of the meeting. Video processing could be applied to segment the video into scenes but structurally this would not provide much more than Speaker Identification. The Agenda, conversely, is high in meeting structure, but relatively low in the details. Compendium captures a moderate level of detail in a highly structured representation.

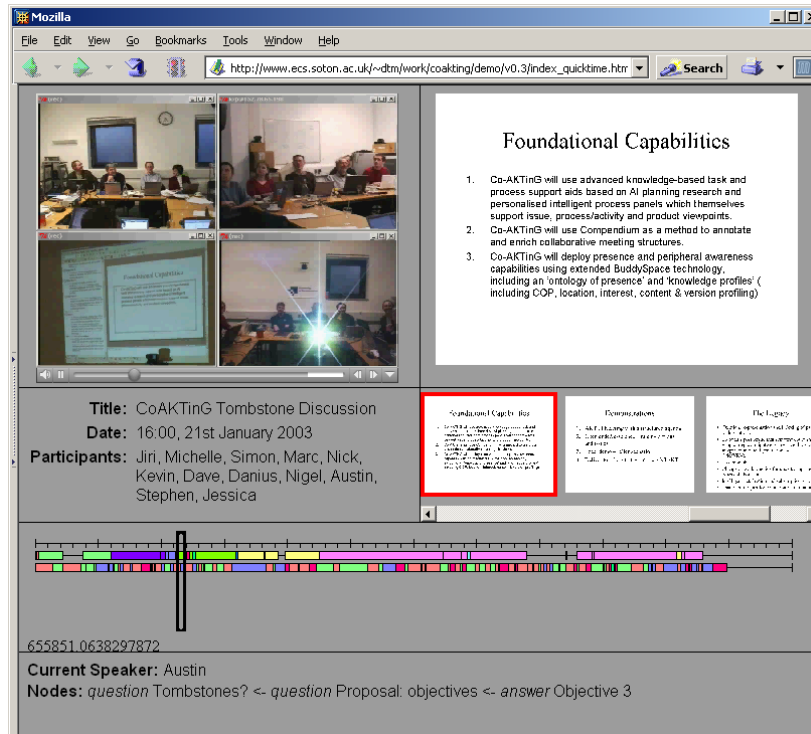


Fig. 4. The meeting replay tool

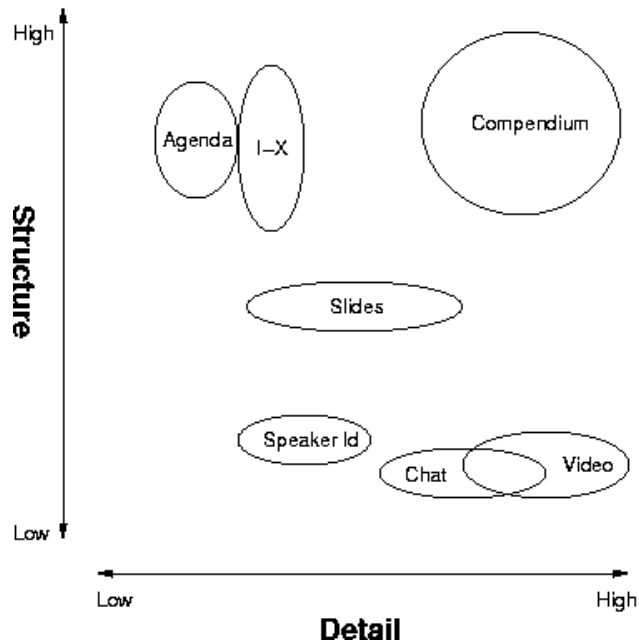


Fig. 5. Meeting Detail and Structure of recorded sources

5 Ontology

The Advanced Knowledge Technologies (AKT) project, with which CoAKTinG is affiliated, has developed a reference ontology [3] to describe the domain of computer science research in the UK, exemplified by the CS AKTive Space semantic web application. Within this domain, its vocabulary is able to express relationships between entities such as individuals, projects, activities, locations, documents and publications. For purposes of capturing meeting specific information, the reference ontology is already suitable for encapsulating:

- the meeting event itself
- meeting attendees
- projects which are the subject matter of the meeting
- documents associated with the meeting, including multimedia

For activities such as meetings, which we wish to index and navigate temporally, the way in which the ontology represents time is of particular relevance. The reference ontology contains the notion of an *Event*, which is a *Temporal-Thing* that can define a duration, start and end times, a location and *agents* involved in the event. More importantly, each Event can express a *has-sub-event* relationship with any number of other Events, and it is with this property that we build up our temporal meeting structure. Within the ontology there are also many Event sub-classes, such as *Giving-a-Talk*, *Sending-an-Email*, *Book-Publishing*, and *Meeting-Taking-Place*.

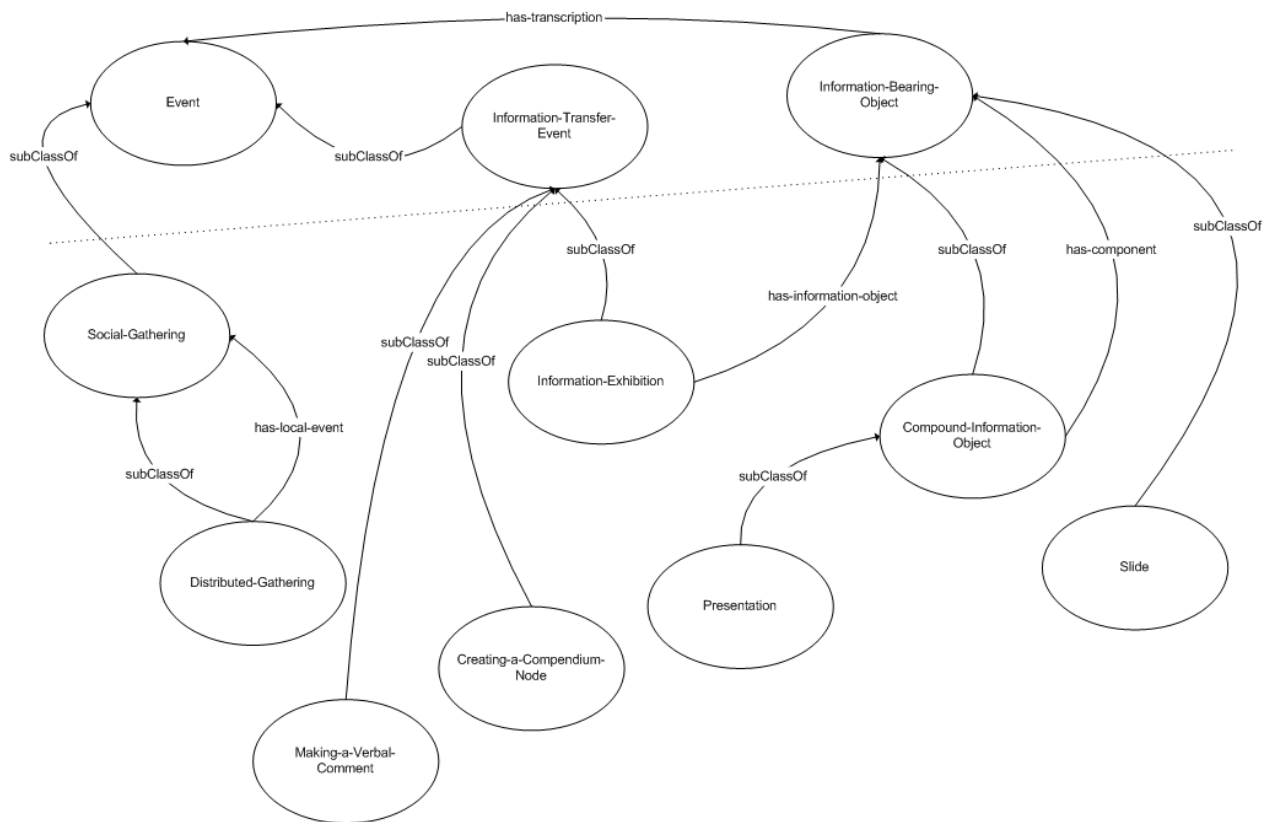


Fig. 6. A simplified representation of the meeting ontology

While the reference ontology provides a foundation for describing meeting related resources, the CoAKTinG meeting ontology (figure 6) extends the OWL version of AKT reference ontology to better encompass concepts needed to represent collaborative spaces and activities, including:

- time properties sufficient for multimedia synchronisation
- distributed gatherings to represent meetings which simultaneously take place in several spaces, both real and virtual
- exhibition of information bearing objects; e.g. showing a slide as part of a presentation
- compound information objects; e.g. to describe a presentation consisting of several multimedia documents
- rendering of information objects; e.g. JPEG image of a slide
- transcription of events; e.g. a video recording of a presentation, minutes of a meeting
- annotation of events; e.g. making a verbal comment, creating a Compendium node

When a meeting takes place we “mark up” the event with metadata - details such as those listed above - to build a structured description of the activities that occur. Through use of an ontology shared and understood by several different tools, we can lower the workload needed to provide usable and useful structure.

6 Case Studies

6.1 CombeChem

The CombeChem project aims to enhance structure property correlation and prediction by increasing the amount of knowledge about materials via synthesis and analysis of large compound libraries. This entails a complete end-to-end connection between the laboratory bench and the intellectual chemical knowledge that is published as a result of the investigation; necessitating that all steps in the process are enhanced by a suitable digital environment. Automation of the measurement and analysis is required in order to do this efficiently and reliably while ensuring that wide dissemination of the information occurs together with all the necessary associated background (raw) data that is needed to specify the provenance of the material. CombeChem has achieved many parts of this ambitious programme, e.g. the smart laboratory (smarttea.org), grid-enabled instrumentation, data tracking for analysis, methodology for publication@source, process and role based security and high throughput computation.

The CoAKTinG tools provide support for the e-Science process in CombeChem and they also enable the digitisation of ‘missing links’ in the processing chain which form part of the typical collaborative scientific processes that we are attempting to enhance using the grid infrastructure: support of the experimental process, tracking and awareness of people and machine states, capturing of the discussions about data as well as the traditional metadata, and enriched meta-data regarding these components to support interlinking.

The BuddySpace systems can be adapted to show and track the interactions between the staff and equipment using the National Crystallographic Service (NCS), providing information to their users about the state of the service. Compendium provides the harness to ensure more adequate capture of the discussions in analysis, while Process Panels provide the means to initiate and track key tasks and issues. Additionally the ideas from CoAKTinG provide different techniques to achieve the necessary multi-user interaction in real time over the network and give CombeChem the opportunity to implement the “video interaction” collaboration part of CombeChem using event based ontologies to annotate real time streaming media and content.

These various components are valuable complements to CombeChem individually but jointly are even more powerful. For example, Process Panels can exploit the presence information derived from BuddySpace with respect to instrument status and operator availability to offer more informed task delegation options. This completes the chain of digital support and capture, maximising the potential for re-use of the digital information in support of the scientific process.

The following figure illustrates one particular aspect of the deep integration – the application of the Process Panel tool to the laboratory, building on the process capture work of CombeChem’s Smart Tea team.

Figure 7 shows a screen capture of an I-X Process Panel and its Map Tool resulting from our initial experiment. The Map Tool depicts a real Chemistry lab where both fixed and mobile entities are represented. The positions of mobile entities such as movable equipment and technicians are updated automatically through the (World) State sub-panel. By sharing information with BuddySpace, (dynamic) properties of devices are also described in the same panel. At this particular point in time, it shows Technician-2 is in front of the Rotary Evaporator and about to carry out the sub-process “Remove solvent from the-mixture using Vacuo results in Compound”, having completed the previous steps in this process. In our investigation, the process decomposition facility of the I-X Activity sub-panel supports views of different levels of abstraction that fits nicely with different chemists’ (and labs’) practice. Activities, issues, annotations and constraints may be recorded directly or via Compendium where in-depth discussion has taken place. Static and dynamic process editing provide great flexibility as processes are modifiable at run-time in response to unexpected changes. The ability to store, retrieve and refine process models is important in the Chemistry domain where existing processes are constantly reviewed and modified to discover or synthesise new chemical compounds. This facility alone makes I-X a valuable back-end component for integration with the existing CombeChem Grid.

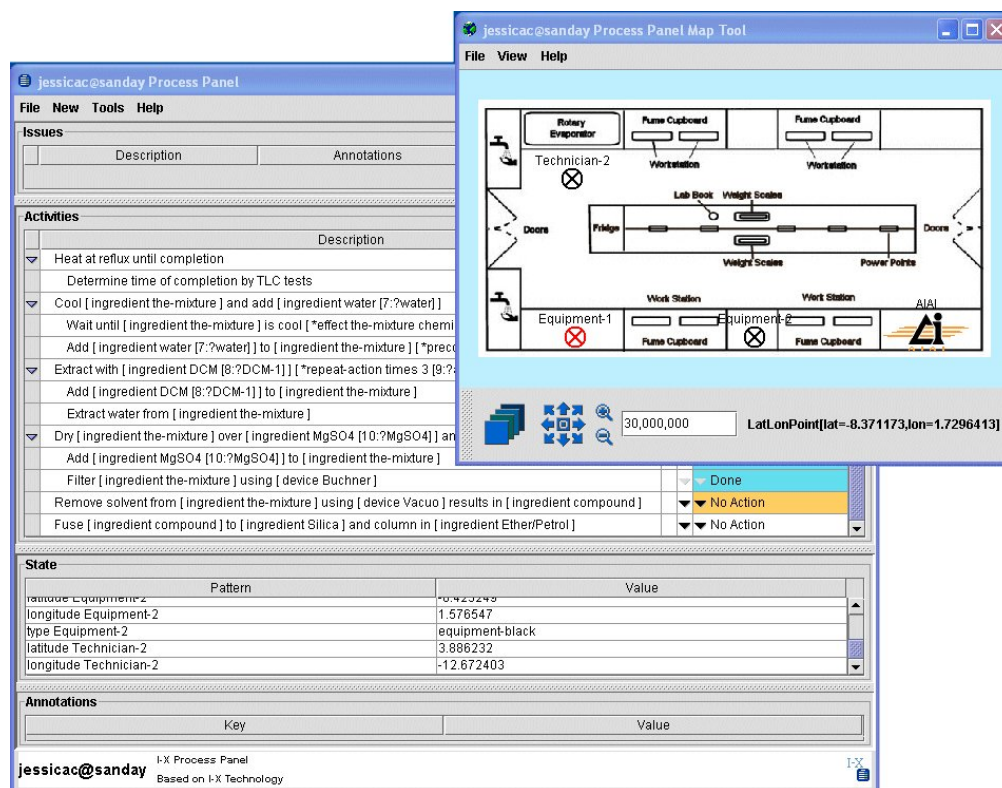


Fig. 7. I-X Process Panel configured for e-Chemists

6.2 Scientific Exploration on Mars

As part of long-term research into manned Mars missions, NASA's Work Systems Design and Evaluation group conducts annual field trials of its agent-based software and robots at the Mars Society's Desert Research Station (MDRS) in Utah, USA. As a part of the most recent trial, several CoAKTinG tools have been used to support the collaboration that occurs between the astronauts on "Mars" and the distributed groups of support scientists on Earth (known as the Remote Science Team, RST, and in this particular case specialists in geology).

The role of the RST is to analyse the data collected by the astronauts during their EVAs on the planet surface, and the subsequent debrief at the Mars base (which is videoed to provide a detail-rich recording). Throughout the EVA semantically annotated data is collected using the NASA agent robots. Communication delays between Earth and Mars mean that the usual means of collaboration of at a distance, such as real-time conversations and the sharing of computer screens, are impractical. This is further complicated by the international composition of the RST, who will be collaborating across many time zones.

During their debrief, the astronauts use Compendium as a dialogue mapping tool to capture the structure of the meeting. This is sent back to Earth, along with the video recording, where the CoAKTinG ontology is used as a mediator to produce a Meeting Replay.

This Replay is then viewed by the distributed members of the RST, in conjunction with the Compendium map of the debrief. When the RST meet virtually, any one member can take navigational control of the Replay so as to highlight relevant sections to the other RST members. The RST meeting itself is also captured using Compendium, and the map is sent back to Mars with the RST analysis - this is used to plan for the next EVA. Throughout the mission, and especially during their meetings, the virtual community of the RST is supported by BuddySpace.

7 Applicability to e-Learning

It is apparent that there are many similarities in supporting the collaborations involved in e-Science and e-Learning; indeed this is one of the reasons why the (Semantic) Grid is a suitable approach to the human centred design of e-Learning. It is a short step from the remote experiments and collaboration of CombeChem and Mars exploration to virtual teaching laboratories and experimentation; the interactions, conversations, and enhanced presence which are key to Learning Grids and Virtual Communities.

In closing, we summarise where the CoAKTinG tools (and if not specific tools, the concepts underlying them) can be transposed into the Learning Grid:

- BuddySpace, with its notions of enhanced presence and communication, can be used to create a Virtual Community consisting of the individual students and teachers.
- Compendium can be used to capture collective thinking within a learning group who are physically distributed, and used to plan, structure, and access, other learning resources.
- I-X Process Panels can be used to plan and structure learning tasks, goals, and experiments, and provides a mechanism for tracking issues and tasks when part of a collaboration.
- The use of a shared semantic ontology amongst the tools provides a sum greater than the parts. Structured metadata from the various tools can be combined with new material to create further services such as the Replay Tool which can be used to review results from collaborative experiments and tasks.

8 Conclusions

This paper has introduced the tools that have been developed by the CoAKTinG project and identified how they are typically used in meetings, and in support of collaborative science in the Semantic Grid. It has also

shown how they are being explored in scenarios such as CombeChem and future Mars exploration, and how this experience can be applied to the construction of a Learning Grid.

We have provided an example of the use of Semantic Web technologies to integrate this set of tools as to support the collaborative grid. These tools provide a platform for future work, and there is much to be done - for example, we are not yet making full use of the capabilities to incorporate domain-specific ontologies, nor of reasoning. There are also some important engineering challenges in the management of the recorded metadata to facilitate replay. We have not addressed issues of security, digital rights management and consent for release of metadata, all of which are clearly important in virtual organisations. These would be exercised through a case study in e-learning.

In our work we have assumed that the people in the 'virtual organisation' have already been identified. Our current work includes the application of Semantic Web technologies to help with the initial identification of the members of the virtual organisation - for example, by identification of communities of practice from Semantic Web representations of bibliographic data. We are also considering the integration of further tools, such as a portal based on a MUD that has been developed in an adjacent project. In other activities we are capturing additional event data as people interact through the use of pervasive computing technologies.

Acknowledgements

This work is funded by the UK Engineering and Physical Sciences Research Council under grant number GR/R85143/01, in association with the Advanced Knowledge Technologies (AKT) Interdisciplinary Research Collaboration (IRC), also sponsored by EPSRC under grant number GR/N15764/01. The AKT IRC research partners and sponsors are authorised to reproduce and distribute reprints and on-line copies for their purposes notwithstanding any copyright annotation hereon. The views and conclusions contained herein are those of the authors and should not be interpreted as necessarily representing the official policies or endorsements, either expressed or implied, of other parties.

We are grateful to members of the CombeChem team for their assistance with the case study: Jeremy Frey, Gareth Hughes, Hugo Mills, monica schraefel and Graham Smith. CombeChem is also funded by the EPSRC under grant number GR/R67729/01. We are also grateful to our collaborators in NASA's Work Systems Design and Evaluation group, the Mars Society, and the Remote Science Team of MDRS Crew Rotation 29, especially Maarten Sierhuis (Mobile Agents Project Lead) and Shannon Rupert (RST Lead).

Since February 2004, work on BuddySpace has been supported by the European Community under the Innovation Society Technologies (IST) programme of the 6th Framework Programme for RTD - project ELeGI, contract IST-002205. The consideration of CoAKTinG in the e-learning context has also come about through the ELeGI project and we are grateful to Hugh Davis for his assistance in this regard. This document does not represent the opinion of the European Community, and the European Community is not responsible for any use that might be made of data appearing therein.

References

1. The CoAKTinG project. <http://www.aktors.org/coaktinG/>.
2. The Access Grid. <http://www.accessgrid.org/>.
3. The AKT Reference Ontology. <http://www.aktors.org/ontology/>.
4. Chalmers, M., MacColl, I., and Bell, M. Seamful design: Showing the seams in wearable computing. In *Proceedings of IEE Eurowearable 2003*, pp. 11–172. Birmingham, UK, 2003.
5. Conklin, J., Selvin, A., Shum, S. B., and Sierhuis, M. Facilitated Hypertext for Collective Sensemaking: 15 Years on from gIBIS. In *Proceedings The Twelfth ACM Conference on Hypertext and Hypermedia (Hypertext '01)*, pp. 123–124. 2001.
6. Conklin, J. and Yakemovic, K. C. B. A Process-Oriented Approach to Design Rationale. *Human-Computer Interaction*, 6(3&4):357–391, 1991.

7. Eisenstadt, M., Komzak, J., and Dzbor, M. Instant messaging + maps = powerful tools for distance learning. In *Proceedings of TelEduc03*. May 2003.
8. Foster, I., Kesselman, C., and Tuecke, S. The anatomy of the grid: Enabling scalable virtual organizations. *International Journal of Supercomputer Applications*, 15, 2001.
9. Gaeta, M., Ritrovato, P., and Salerno, S. ELeGI: The European Learning Grid Infrastructure. In *3rd International LeGE-WG Workshop: GRID Infrastructure to Support Future Technology Enhanced Learning*. Berlin, Germany, December 2003.
10. Goble, C., Roure, D. D., Shadbolt, N., and Fernandes, A. Enhancing services and applications with knowledge and semantics. In Kesselman, C. and Foster, I., eds., *The Grid 2: Blueprint for a New Computing Infrastructure (2nd edition)*. Morgan-Kaufmann, 2004.
11. Nardi, B. A., Whittaker, S., Isaacs, E., Creech, M., Johnson, J., and Hainsworth, J. Integrating communication and information through contactmap. *Communications of the ACM*, 45(4):89–95, 2002.
12. Reffell, J. and Eklund, S. Instant messaging in project-based learning. 2002.
13. Rheingold, H. *Smart Mobs: The Next Social Revolution*. 2002.
14. Selvin, A. Supporting Collaborative Analysis and Design with Hypertext Functionality. *Journal of Digital Information*, 1(4), 1999.
15. Selvin, A. and Shum, S. B. Repurposing Requirements: Improving Collaborative Sensemaking over the Lifecycle. In *Profess'99: International Conference on Product Focused Software Process Improvement, Oulu, Finland*, pp. 539–559. June 1999.
16. Selvin, A. and Sierhuis, M. Towards a Framework for Collaborative Modelling and Simulation. In *Workshop on Strategies for Collaborative Modelling and Simulation, CSCW'96: ACM Conference on Computer-Supported Cooperative Work*. Boston, MA, USA, 1996.
17. Shipman, F. and McCall, R. Supporting Knowledge-Base Evolution with Incremental Formalization. In *Proc. ACM CHI'94: Human Factors in Computing Systems, Boston, Mass.*, pp. 285–291. ACM Press: New York, 1994.
18. Tate, A. <I-N-C-A>: an Ontology for Mixed-initiative Synthesis Tasks. In *Proceedings of the Workshop on Mixed-Initiative Intelligent Systems (MIIS) at the International Joint Conference on Artificial Intelligence (IJCAI-03)*. Acapulco, Mexico, august 2003.
19. Tate, A., Dalton, J., and J. Stader, J. I-P2 - Intelligent Process Panels to Support Coalition Operations. In *Proceedings of the Second International Conference on Knowledge Systems for Coalition Operations (KSCO-2002)*. Toulouse, France, april 2002.
20. Vogiazou, Y., Dzbor, M., Komzak, J., and Eisenstadt, M. Buddy space: Large scale presence for communities at work and play. In *Proc. ECSCW03 Workshop 1-7*. 2003.
21. Whitelock, D., Romano, D. M., Jelfs, A., and Brna, P. Perfect presence: What does that mean for the design of virtual learning environments? *Education and Information Technology*, 5(5):227–289, 2000.