

A Metrics Framework for Evaluating Group Formation

Asma Ounnas, David Millard, Hugh Davis

Learning Societies Lab
School of Electronics and Computer Science
The University of Southampton, UK

www.ecs.soton.ac.uk/~ao05r
ao05r@ecs.soton.ac.uk



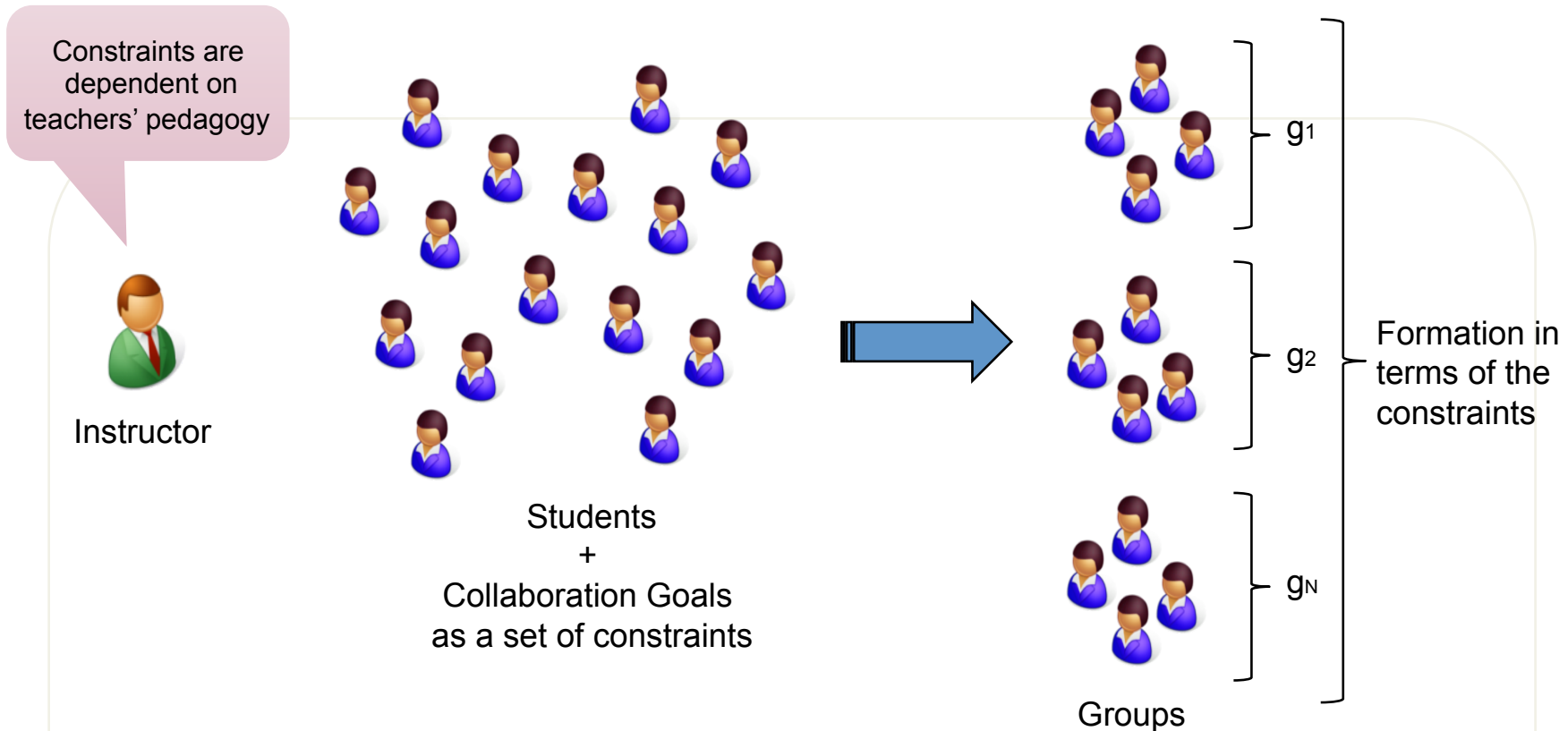
A Metrics Framework for Evaluating Group Formation

Asma Ounnas, David Millard, Hugh Davis

Learning Societies Lab
School of Electronics and Computer Science
The University of Southampton, UK

www.ecs.soton.ac.uk/~ao05r
ao05r@ecs.soton.ac.uk

Group Formation



Software Engineering: I want all the students to have the opportunity to learn and perform well:

- No minorities
- Groups are to be multicultural
- Groups are to be balanced in terms of expected performance
- No female can be allocated to an all-male group
- No international student with all home-students
- No groups should have participants from the same country (international)
- distribute participants based on previous marks

Constraint-based Group Formation

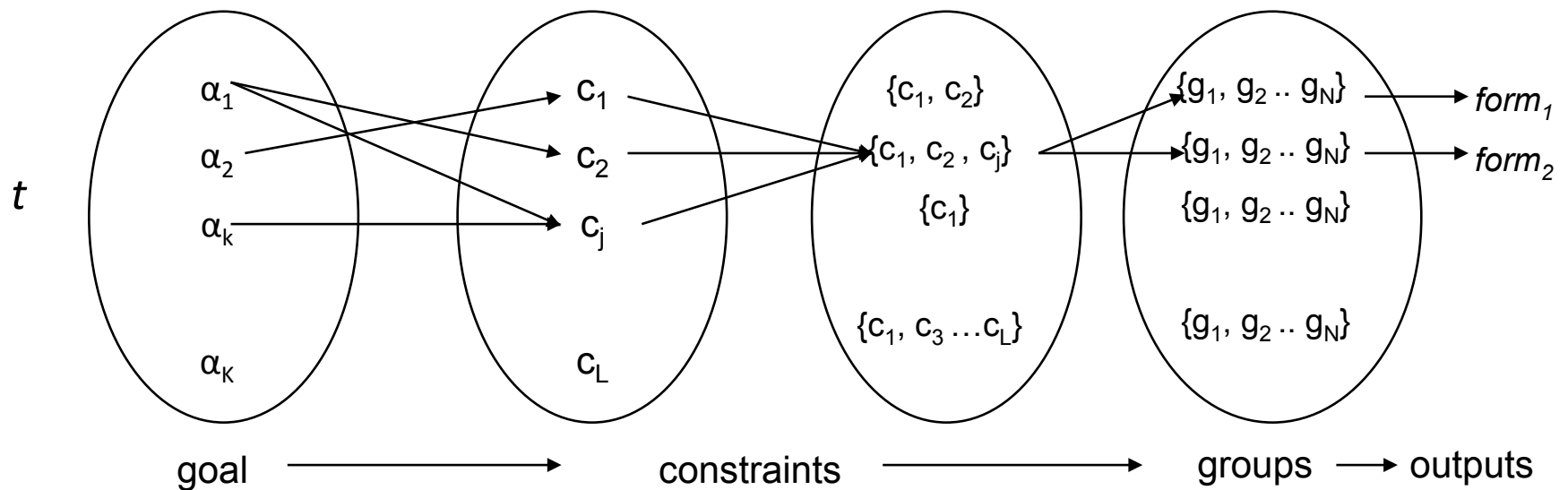
- The allocation of participants to groups based on some constraints
- Collaboration task has a set of goals, each is a set of constraints
- User has a degree of freedom in choosing the constraints
- Each constraint has a value
- Maximize the utility of all constraints within all goals => Optimal formation

Assumptions

- Every student is a member of some group
- Non-overlapping group formation
- All groups have a similar size
- All formed groups are stable while the formation is not announced by the instructor

Metrics for Group Formation

- Collaboration task t
- Collaboration Goals α
- Constraints c
- Participants p
- Groups g
- Cohort G
- Formation *form*
- Productivity $Q(t)$



Metrics Summary

Metrics		Participant	Group	Cohort
Formation	Constraint Satisfaction Quality		√	√
	Perceived Formation Satisfaction	√	√	√
Goal Satisfaction	Goal Satisfaction		√	√
	Formation Quality		√	√
Productivity		√	√	√

Formation Metrics (1)

Metrics		P	G	C
Formation	Constraint Satis Quality		✓	✓
	Perceived Form Satis	✓	✓	✓
Goal Satisfaction	Goal Satis		✓	✓
	Form Quality		✓	✓
Productivity		✓	✓	✓

Formation Metrics (1)

1. Constraint Satisfaction Quality

For a constraint ***c***, how well was ***c satisfied?***

Metrics		P	G	C
Formation	Constraint Satis Quality		✓	✓
	Perceived Form Satis	✓	✓	✓
Goal Satisfaction	Goal Satis		✓	✓
	Form Quality		✓	✓
Productivity		✓	✓	✓

Formation Metrics (1)

1. Constraint Satisfaction Quality

- For a constraint c , how well was c satisfied?

Group Constraint Satisfaction Quality

How well did all group g satisfy c

$$f_{g,c} = \begin{cases} v & \text{if } c \text{ is satisfied,} \\ 0 & \text{otherwise} \end{cases}$$

Metrics		P	G	C
Formation	Constraint Satis Quality		✓	✓
	Perceived Form Satis	✓	✓	✓
Goal Satisfaction	Goal Satis		✓	✓
	Form Quality		✓	✓
Productivity		✓	✓	✓

Formation Metrics (1)

1. Constraint Satisfaction Quality

- For a constraint c , how well was c satisfied?

How well did all group g satisfy c

$$f_{g,c} = \begin{cases} v & \text{if } c \text{ is satisfied,} \\ 0 & \text{otherwise} \end{cases}$$

- Cohort Constraint Satisfaction Quality

How well did all the groups
satisfy c

Metrics		P	G	C
Formation	Constraint Satis Quality		✓	✓
	Perceived Form Satis	✓	✓	✓
Goal Satisfaction	Goal Satis		✓	✓
	Form Quality		✓	✓
Productivity		✓	✓	✓

Formation Metrics (2)

Metrics		P	G	C
Formation	Constraint Satis Quality		✓	✓
	Perceived Form Satis	✓	✓	✓
Goal Satisfaction	Goal Satis		✓	✓
	Form Quality		✓	✓
Productivity		✓	✓	✓

Formation Metrics (2)

2. Perceived Formation Satisfaction

How well was the formation perceived – individual's satisfaction with the allocation to groups (*s*)

Metrics		P	G	C
Formation	Constraint Satis Quality		✓	✓
	Perceived Form Satis	✓	✓	✓
Goal Satisfaction	Goal Satis		✓	✓
	Form Quality		✓	✓
Productivity		✓	✓	✓

Formation Metrics (2)

2. Perceived Formation Satisfaction

How well was the formation perceived – individual's satisfaction with the allocation to groups *(s)*

- Individual Formation Satisfaction

Normalized measure from questionnaires.

Metrics		P	G	C
Formation	Constraint Satis Quality		✓	✓
	Perceived Form Satis	✓	✓	✓
Goal Satisfaction	Goal Satis		✓	✓
	Form Quality		✓	✓
Productivity		✓	✓	✓

Formation Metrics (2)

2. Perceived Formation Satisfaction

How well was the formation perceived – individual's satisfaction with the allocation to groups (*s*)

- Individual Formation Satisfaction
Normalized measure from questionnaires.

- Group Formation Satisfaction

Individual satisfactions of all members of the group

Metrics		P	G	C
Formation	Constraint Satis Quality		✓	✓
	Perceived Form Satis	✓	✓	✓
Goal Satisfaction	Goal Satis		✓	✓
	Form Quality		✓	✓
Productivity		✓	✓	✓

Formation Metrics (2)

2. Perceived Formation Satisfaction

How well was the formation perceived – individual's satisfaction with the allocation to groups (*s*)

- Individual Formation Satisfaction
Normalized measure from questionnaires.
- Group Formation Satisfaction
Individual satisfactions of all members of the group
- Cohort Formation Satisfaction
Individual satisfactions of all members of all groups

Metrics		P	G	C
Formation	Constraint Satis Quality		✓	✓
	Perceived Form Satis	✓	✓	✓
Goal Satisfaction	Goal Satis		✓	✓
	Form Quality		✓	✓
Productivity		✓	✓	✓

Goal Satisfaction Metrics (1)

Metrics		P	G	C
Formation	Constraint Satis Quality		✓	✓
	Perceived Form Satis	✓	✓	✓
Goal Satisfaction	Goal Satis		✓	✓
	Form Quality		✓	✓
Productivity		✓	✓	✓

Goal Satisfaction Metrics (1)

1. Goal Satisfaction Quality

How well did the groups satisfy a goal α_k within the collaboration task t

Metrics		P	G	C
Formation	Constraint Satis Quality		✓	✓
	Perceived Form Satis	✓	✓	✓
Goal Satisfaction	Goal Satis		✓	✓
	Form Quality		✓	✓
Productivity		✓	✓	✓

Goal Satisfaction Metrics (1)

1. Goal Satisfaction Quality

How well did the groups satisfy a goal α_k within the collaboration task t

- **Group Goal Satisfaction Quality**

How well the students' allocation to that group satisfied α_k

Metrics		P	G	C
Formation	Constraint Satis Quality		✓	✓
	Perceived Form Satis	✓	✓	✓
Goal Satisfaction	Goal Satis		✓	✓
	Form Quality		✓	✓
Productivity		✓	✓	✓

Goal Satisfaction Metrics (1)

1. Goal Satisfaction Quality

How well did the groups satisfy a goal α_k within the collaboration task t

- **Group Goal Satisfaction Quality**

How well the students' allocation to that group satisfied α_k

- **Cohort Goal Satisfaction**

How well were all the groups formed in terms of satisfying α_k

Metrics		P	G	C
Formation	Constraint Satis Quality		✓	✓
	Perceived Form Satis	✓	✓	✓
Goal Satisfaction	Goal Satis		✓	✓
	Form Quality		✓	✓
Productivity		✓	✓	✓

Goal Satisfaction Metrics (2)

Metrics		P	G	C
Formation	Constraint Satis Quality		✓	✓
	Perceived Form Satis	✓	✓	✓
Goal Satisfaction	Goal Satis		✓	✓
	Form Quality		✓	✓
Productivity		✓	✓	✓

Goal Satisfaction Metrics (2)

2. Formation Quality

How well were the groups formed in terms of satisfying *all the goals* of the collaboration task **t**

Metrics		P	G	C
Formation	Constraint Satis Quality		✓	✓
	Perceived Form Satis	✓	✓	✓
Goal Satisfaction	Goal Satis		✓	✓
	Form Quality		✓	✓
Productivity		✓	✓	✓

Goal Satisfaction Metrics (2)

2. Formation Quality

How well were the groups formed in terms of satisfying *all the goals* of the collaboration task **t**

- Group Formation Quality

How well was a group formed in terms of all goals.

Metrics		P	G	C
Formation	Constraint Satis Quality		✓	✓
	Perceived Form Satis	✓	✓	✓
Goal Satisfaction	Goal Satis		✓	✓
	Form Quality		✓	✓
Productivity		✓	✓	✓

Goal Satisfaction Metrics (2)

2. Formation Quality

How well were the groups formed in terms of satisfying *all the goals* of the collaboration task **t**

- Group Formation Quality

How well was a group formed in terms of all goals.

- Cohort Formation Quality


How well was the cohort formed in terms of all the goals and therefore task **t**

Metric		P	G	C
Formation	Constraint Satis Quality		✓	✓
	Perceived Form Satis	✓	✓	✓
Goal Satisfaction	Goal Satis		✓	✓
	Form Quality		✓	✓
Productivity		✓	✓	✓

Productivity Metrics

1. Group Productivity Quality

How well did the group achieve task t



Measure of the quality of the group outcome against an absolute scale defined by the instructor

Metrics		P	G	C
Formation	Constraint Satis Quality		✓	✓
	Perceived Form Satis	✓	✓	✓
Goal Satisfaction	Goal Satis		✓	✓
	Form Quality		✓	✓
Productivity		✓	✓	✓

Optimal Formation

Procedure - Calculating group formation quality

Given task t , optimal formation $form_{opt}$

for each formation $form$

for each group g in the cohort C

for each goal α in the task t

for each constraint c in goal α

calculate *group constraint satisfaction*

calculate *group goal satisfaction*

calculate *group formation quality*

calculate *cohort formation quality*

if cohort formation quality > optimal quality

then $form_{opt} \leftarrow form$

return $form_{opt}$

Complexity depends
on solvers algorithm

$\alpha_1 \dots \alpha_k$
 C_1
 C_2
 \vdots
 C_l

QuickTime™ and a
TIFF (Uncompressed) decompressor
are needed to see this picture.

...

QuickTime™ and a
TIFF (Uncompressed) decompressor
are needed to see this picture.

QuickTime™ and a
TIFF (Uncompressed) decompressor
are needed to see this picture.

Future Work

- Evaluating the Metrics
 - Study
 - Questionnaires for data collections
 - Questionnaires for *perceived formation quality*
 - Data Sample
 - Software Engineering Groups (66 students)
 - Programming Groups (27 students)
- Evaluating the constraints
- Web-based group formation system

Thank you :-)

Questions?

Comments?

More info?

www.ecs.soton.ac.uk/~ao05r
ao05r@ecs.soton.ac.uk