


Chemical Science

Accepted Manuscript



This article can be cited before page numbers have been issued, to do this please use: M. Meazza, M. E. Light, A. Mazzanti and R. Rios, *Chem. Sci.*, 2015, DOI: 10.1039/C5SC03597J.



This is an *Accepted Manuscript*, which has been through the Royal Society of Chemistry peer review process and has been accepted for publication.

Accepted Manuscripts are published online shortly after acceptance, before technical editing, formatting and proof reading. Using this free service, authors can make their results available to the community, in citable form, before we publish the edited article. We will replace this *Accepted Manuscript* with the edited and formatted *Advance Article* as soon as it is available.

You can find more information about *Accepted Manuscripts* in the [Information for Authors](#).

Please note that technical editing may introduce minor changes to the text and/or graphics, which may alter content. The journal's standard [Terms & Conditions](#) and the [Ethical guidelines](#) still apply. In no event shall the Royal Society of Chemistry be held responsible for any errors or omissions in this *Accepted Manuscript* or any consequences arising from the use of any information it contains.

Synergistic Catalysis: *cis*-Cyclopropanation of benzoxazoles

Marta Meazza,^a Mark E. Light,^a Andrea Mazzanti^b and Ramon Rios^{*a}

Received 00th January 20xx,
Accepted 00th January 20xx

DOI: 10.1039/x0xx00000x

www.rsc.org/

In the present paper we report our latest efforts in pushing the boundaries of Synergistic Catalysis. We propose the use of 3 different catalytic cycles working in concert for the formation of *cis* cyclopropane derivatives of benzoxazoles with excellent stereoselectivities. This is the proof of concept that synergistic catalysis could be successfully used in cascade reactions.

Introduction

In the last years huge efforts have been made to develop new activation modes in order to synthesize complex scaffolds in an enantiopure form. The most common approach has been the development of new catalysts to activate an “unreactive” compound A that will react with a highly reactive compound B to render C. However, recently a new approach pushes the boundaries of organic chemistry: synergistic catalysis, where the concurrent activation of both reactants allows the use of both unreactive substrates to form a new C-C bond. Earlier examples of synergistic catalysis merging transition metals and organocatalysts can be found in the pioneering works of Cordova who reported the α -allylic alkylation of unactivated aldehydes with allyl acetates by using both enamine and Pd chemistry.^[1] Later, Zhang reported an efficient asymmetric variant by using Cordova’s synergistic strategy and Pd catalysts with C₂-symmetrical chiral metallocene ligands.^[2] MacMillan and Sibi reported examples of asymmetric synergistic catalysis based on enamine catalysis and metal-bound electrophiles.^[3]

On the other hand, synergistic catalysis with α,β -unsaturated carbonyl compounds has attracted much recent interest. The works of Cordova in β -silylation, β -arylation or β -borylation by using iminium and transition-metal activation demonstrated the importance of this approach.^[4] In this area, List also reported excellent results for allylation and Overman rearrangement reactions by using phosphoric acid derivatives

and transition-metal catalysts.^[5] Very recently, our research group became interested in synergistic catalysis.^[6]

Our research focuses on the development of methodologies for the stereoselective synthesis of alkyl benzoxazoles based on the concurrent activation of alkyl benzoxazoles by metal-based Lewis acid catalysis (inspired by the pioneering work of Lam)^[7] and organocatalytic activation of several electrophiles.^[8] It is well known that one of the most important concerns of this approach is the possible autoquenching of both catalysts. However, by careful choice of the catalysts and the reaction conditions, we successfully developed the addition of alkylbenzoxazoles to Morita-Baylis-Hillman (MBH) carbonate: and enals in good yields and stereoselectivities (Figure 1).

Despite significant progress and the advantages of using two unreactive substrates, synergistic catalysis presents a clear limitation in terms of range and scope: all these reactions generate only 1 C-C bond, making this approach more expensive and contrary to atom economy (2 catalyst for only 1 bond formation). This drawback attracted our interest and we propose to overcome this limitation by a carefully designed cascade reaction based on a synergistic approach. In our earlier examples we successfully combined metal Lewis activation of azaarenes with iminium catalysis, with good results but with some limitations such as moderate enantioselectivities and low diastereoselectivities due to an epimerization process.^[6b]

We thought that a good option to develop a cascade reaction based on a synergistic approach and, at the same time, to limit the drawbacks of our previous work, should be the design of an organocascade reaction that could trap the enamine “in situ”, rendering a more complex scaffold in high stereoselectivity using the same catalytic system in order to push the boundaries of synergistic catalysis by forming 2 C-C bonds using 3 catalytic cycles.

^a M. Meazza, M. E. Light, R. Rios
Faculty of Natural & Environmental Sciences
University of Southampton
Highfield Campus, Southampton, SO17 1BJ, UK
E-mail: R.Rios-Torres@southampton.ac.uk
Homepage: www.riosresearchgroup.com

^b A. Mazzanti Department of Industrial Chemistry “Toso Montanari”, School of Science, University of Bologna, Viale Risorgimento 4, 40136 Bologna (Italy)

^c Address here.

† Footnotes relating to the title and/or authors should appear here.

Electronic Supplementary Information (ESI) available: [details of any supplementary information available should be included here]. See DOI: 10.1039/x0xx00000x



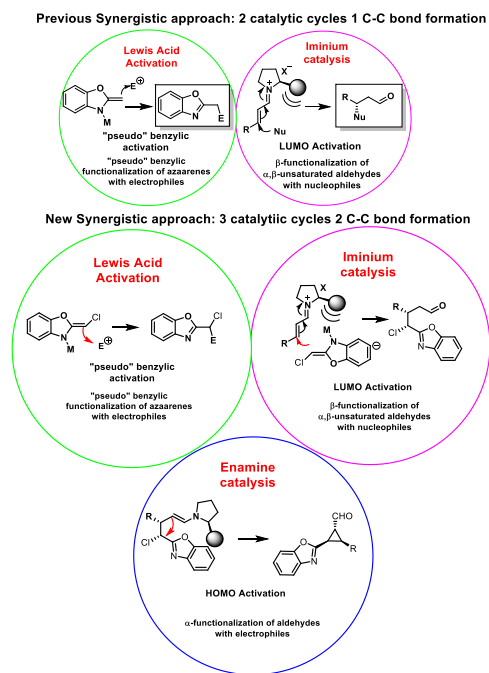


Figure 1. Proposed catalytic cycles

Due to our experience in organocascade reactions, we envisioned that a cyclopropanation using chloro-alkylbenzoxazoles and enals will fulfil the requirements as a proof of concept of this approach and at the same time will allow us to synthesize an important scaffold in organic chemistry.

Cyclopropanes^[9] are structural motifs widely present in naturally occurring compounds, including terpenes, fatty acid metabolites, pheromones, etc.,^[10] and in pharmaceutical compounds with a large spectrum of biological properties.^[11] Cyclopropanes are also useful as synthetic intermediates that can undergo ring-opening or ring-expansion reactions to form a range of functionalized products.^[12]

Asymmetric cyclopropanation reactions have fascinated organic chemists for decades and exciting advances have recently been reported; however, the development of new methodologies for the stereoselective synthesis of cyclopropanes is still a major challenge. In the literature, several approaches for their enantioselective synthesis are reported, for example, the venerable Simmons-Smith cyclopropanation,^[13] organometallic methodologies that use Cu, Rh and other transition-metal complexes^[14] or, with the advent of organocatalysis, several Michael-initiated ring-closing domino reactions, etc.^[15]

Results and discussion

To show the viability of the present reaction initially we studied the addition of chloro-alkylbenzoxazole **1a** with cinnamaldehyde. The proposed synergistic mechanism is shown in Figure 2.

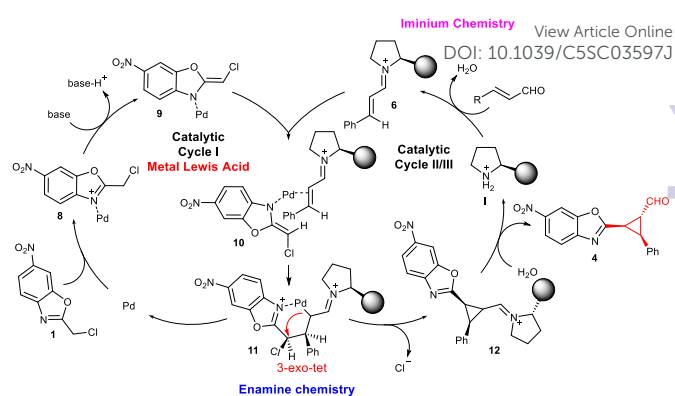


Figure 2. Proposed mechanism

As shown in Figure 2, we envisioned that the metallic Lewis acid would interact with the alkylbenzoxazole **1** by coordinating to the nitrogen atom of **1** and increasing the acidity of the proton in the methylene position. The co-catalyzed mechanism involves the stereoselective addition of palladium enolate (**9**) to chiral iminium intermediate **6**, followed by an intramolecular 3-exo-tet cyclization. As suggested by Lam,^[7] at first a coordination of the palladium to the benzoxazole occurs, followed by deprotonation by the external base leading to species **9**. In parallel, iminium intermediate **6** is generated in situ by reactions of enals **2** and chiral amine catalyst **I**. Next a coordination between the Pd enolate and the double bond of the imine (as Cordova proved in similar synergistic Pd/secondary amine catalysed reactions) takes place to form the intermediate **10**. Some stereochemical issues must be discussed here: first the coordination of the Pd to the double bond must be by the *Si* face of the iminium due the efficient shielding of the *Re* face of **6** by the bulky chiral group of **I**; in the case of the Pd enolate **9** the azaallyl ligand possesses *E*-stereochemistry to minimize steric interaction (as Lam suggested using other substituents) between the Cl substituent and the iminium. In this step the stereochemistry of the process is established: *Si*-facial nucleophilic attack at the β -carbon takes place, forming the 6 membered cycle C-bound-Pd intermediate **11**. Next, a fast intramolecular alkylation between the new Pd enolate formed in α position of the iminium and the methylene chloride with inversion of configuration leads to the product **12** with the *cis* configuration between the aryl ring and the benzoxazole. Hydrolysis of **12** affords **4** and releases the catalysts, thus completing the catalytic cycle.

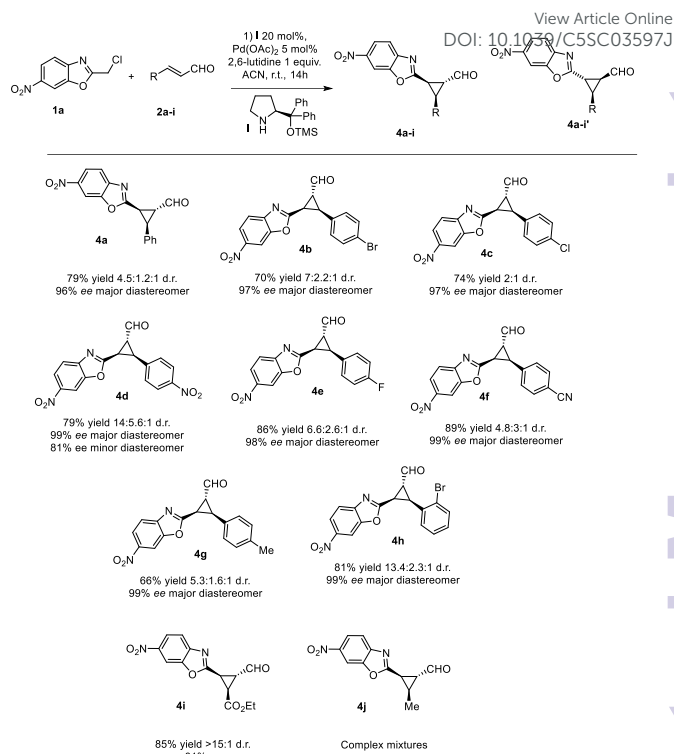
After a short screening we found that the best conditions were MeCN as a solvent, Pd(OAc)₂ as a Lewis acid, Jorgensen-Hayashi catalyst (**I**) as secondary amine and 2,6-lutidine as stoichiometric base. To our delight the reaction rendered the final cyclopropane rings in excellent yields and stereoselectivities. The study of NMR spectra confirmed that the major diastereomer obtained in the cyclopropanation reaction has a *cis* disposition between the aryl ring and the benzoxazole substituent (see ESI). This result adds, without any doubt, an important value to the present methodology. The synthesis of *cis* di(hetero)aromatic cyclopropanes via an intermolecular reaction is very challenging. This unusual *cis*



configuration is difficult to obtain by any other enantioselective methodology that forms the C-C bond bearing both aryl groups. Only Mezzetti^[16] and Katzuki^[17] using ruthenium and iridium catalyst got the *cis* compound as a major diastereomer with excellent results in the reaction of styrenes with diazoacetates. Formally, the methodology reported in this paper is stereocomplementary with the MacMillan cyclopropanation that renders trisubstituted cyclopropanes in a *trans* configuration.^[18]

With the optimized reaction conditions in hand, we investigated the substrate scope of the reaction with respect to enal derivatives. As shown in Scheme 1, the reactions afford the corresponding formyl cyclopropanes in good to excellent yields with moderate to good diastereoselectivities and excellent enantioselectivities in the major diastereomer. Remarkably, in all the examples the major diastereomer could be easily isolated by column chromatography while the other two diastereomers observed, usually are non-separable mixtures. All the diastereomeric ratios are from the final isolated products.

The reaction is compatible with several substituents in the aromatic ring. Electron-withdrawing groups like 4-NO₂ (**4d**) or 4-CN (**4f**) render the final cyclopropane in good yields (79% and 63%), good diastereoselectivities and excellent enantioselectivities. Several halides were also tested in the reaction giving similar results, for example 4-Br (**4b**), 4-Cl (**4c**) and 4-F (**4e**) render the predicted formyl cyclopropane in good yields and diastereoselectivities (86-70% yield and up to 3:1 d.r.) and exceptional enantioselectivities (up to 99% *ee*). When the most sterically demanding 2-Br cinnamaldehyde derivative was used, the formyl cyclopropane (**4h**) was obtained with good yields and excellent enantioselectivity in the major diastereomer but with lower diastereoselectivity. To our delight, when we tested the enal derived from glyoxylate, the reaction rendered the cyclopropane (**4i**) with good yield and excellent diastereoselectivity (only one diastereomer) but lower enantioselectivity. This could be due to an epimerization at C3 position of the product during the reaction.



Scheme 1. Scope of the reaction with several enals (d.r. determined by ¹H NMR of the crude mixture, *ee* determined by chiral HPLC analysis of the isolated product).

As shown in Figure 3, when an ester moiety is placed in C3, this proton becomes quite acidic and could undergo epimerization with the base to form the most stable *trans* diastereomer, which would be stabilized by a coordination of the metal with the nitrogen from benzoxazole and the carbonyl compound from the ester. If this epimerization occurs, the outcome of the reaction will be one diastereomer with moderate enantioselectivity as observed by us. Finally, the only limitation of the present methodology is with the aliphatic enals that gave complex crude mixtures when subjected to the reaction conditions.

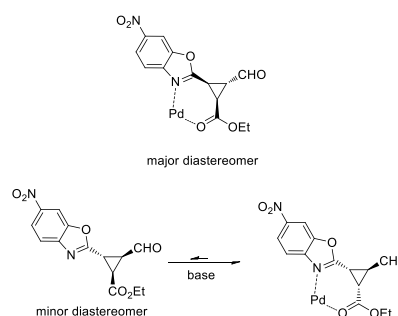


Figure 3. Proposed mechanism for epimerization of **4i**

The relative configuration of the minor diastereomer was confirmed by X-ray crystallography (Figure 4), while the relative configuration of the major diastereomer was inferred by NMR spectroscopy (see ESI).



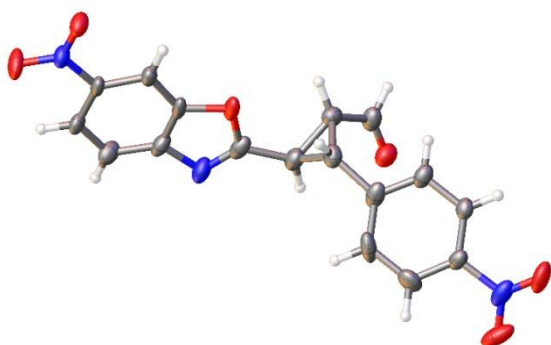


Figure 4: X-ray structure of compound **4d'** (minor diastereomer). The displacement ellipsoids are drawn at the 50% probability level. [20]

The absolute configuration of the two diastereomers was determined to be *1R,2R,3S* for the major diastereomer **4d** (using (*S*)-**1** as catalyst) and *1R,2R,3R* for the minor diastereomer **4d'** (using (*R*)-**1** as catalyst) by TD-DFT simulation of the Electronic Circular Dichroism (ECD) spectra (Figure 5 and SI).^[19] This absolute configuration and diastereoselectivity of the major diastereomer is in accord with the mechanism proposed and with the previous works done with this type of catalysts, where the stereochemistry at β -position of the enal is perfectly controlled by catalyst (**1**).^[15] The relative and absolute configuration of the minor diastereomer could be rationalized by the reaction with the (*Z*)-Palladium enolate.

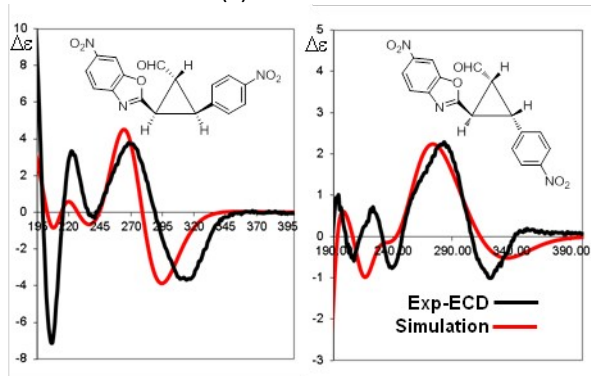
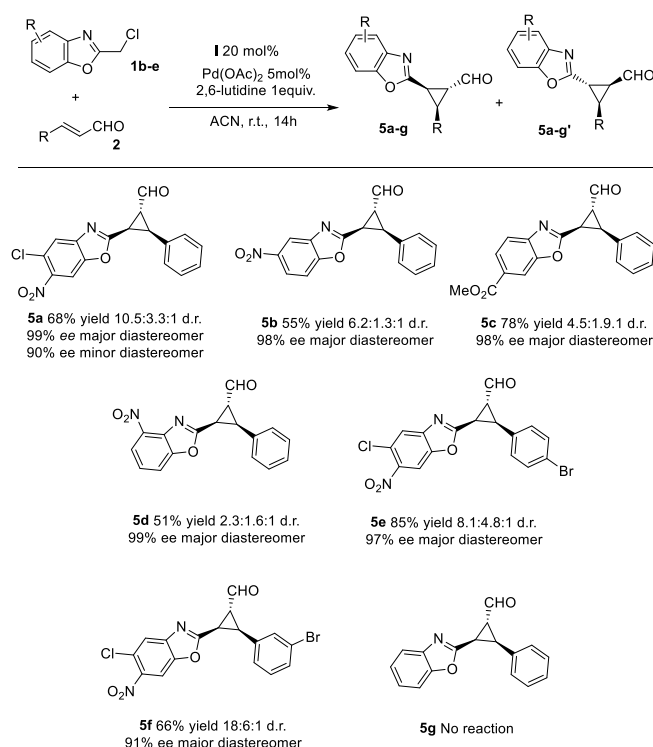


Figure 5: TDDFT simulation of the ECD spectra for the two diastereomers of **4d** [(*S*)-catalyst] and **4d'** [(*R*)-catalyst]. Shown simulations were obtained with TD-DFT at the M06-2X/6-311++G(2d,p) level of theory.

Next, we investigated the substrate scope of the reaction with respect to the benzoxazole derivative **1**. Several benzoxazole derivatives were tested (Scheme 1.2) and the presence of electron-withdrawing groups in the azaarene ring was crucial for the reactivity. Cl-substituted benzoxazole rendered the final product **5a**, **5e** and **5f** with good yields, good stereoselectivities and excellent enantioselectivities. When the benzoxazole had a $-\text{NO}_2$ group at a different position (**5b** and **5d**), slightly lower yields were observed but good diastereoselectivities and excellent enantioselectivities were obtained. Finally, changing the electron-withdrawing $-\text{NO}_2$ group to an ester group rendered the final product **5c** in excellent yield, good diastereoselectivity and excellent enantioselectivity. The only limitation, as previously noted in our previous reports on

synergistic catalysis,^[6a,b] is that an electron-withdrawing group must be present on the benzoxazole ring. Probably the electron-withdrawing group decreases the pK_a value of **1** and allows the deprotonation and the subsequent reaction.



Scheme 2. Scope of the reaction with several azaarenes (d.r. determined by ^1H NMR of the crude mixture, ee determined by chiral HPLC analysis of the isolated product).

Conclusions

In summary, we have demonstrated that synergistic catalysis can be applied to the development of a cascade reaction by developing a highly enantioselective cyclopropanation of enals with chloro-alkylbenzoxazoles. For the first time, the metal activation of azaarenes was combined with an organocatalytic cascade reaction, pushing the boundaries of this synergistic approach. Two different catalytic cycles, (i) the metallic Lewis acid activation of azaarenes and (ii) the secondary amine activation of enals, worked in accord to afford the final products in good yields, with excellent enantioselectivity and good diastereoselectivity. Moreover this reaction gives access to *cis* cyclopropanes that are difficult to obtain by any other method. The mechanistic studies, synthetic applications and development of new organocascade reactions based on this concept are currently ongoing in our laboratory.

Acknowledgements

M.M. and R.R. acknowledge the European Regional Development Fund (ERDF) for co-financing the AI-CHEM -Chem project (No. 4061) through the INTERREG IV A France (Channel - England cross-border cooperation Programme. M.M. M.E.L.



and R.R. are grateful for EPSRC Core Capability Funding (EP/K039466/1).

Notes and references

‡ Footnotes relating to the main text should appear here. These might include comments relevant to but not central to the matter under discussion, limited experimental and spectral data, and crystallographic data.

§
§§
etc.

- a) Ibrahim, I.; Cordova, A. *Angew. Chem., Int. Ed.* 2006, **45**, 1952; for a pioneering examples in multicatalysis using Rh and Pd see: b) M. Sawamura, M. Sudoh, Y. Ito, *J. Am. Chem. Soc.* 1996, **118**, 3309, using Eu and Al see: c) G. M. Sammis, H. Danjo, E. N. Jacobsen, *J. Am. Chem. Soc.* 2004, **126**, 9928.
- X. Zhao, D. Liu, F. Xie, Y. Liu and W. Zhang, *Org. Biomol. Chem.*, 2011, **9**, 1871.
- See for example: (a) Q. Ding and J. Wu, *J. Org. Lett.*, 2007, **9**, 4959; b) A. E. Allen and D. W. C. MacMillan, *J. Am. Chem. Soc.*, 2010, **132**, 4986; c) M. Ikeda, Y. Miyake and Y. Nishibayashi, *Angew. Chem., Int. Ed.*, 2010, **49**, 7289; (d) A. Yoshida, M. Ikeda, G. Hattori, Y. Miyake and Y. Nishibayashi, *Org. Lett.*, 2011, **13**, 592; e) M. P. Sibi and M. Hasegawa, *J. Am. Chem. Soc.*, 2007, **129**, 4124; f) A. E. Allen and D. W. C. MacMillan, *J. Am. Chem. Soc.*, 2011, **133**, 4260; g) D. A. Nicewicz and D. W. C. MacMillan, *Science*, 2008, **322**, 77.
- a) I. Ibrahim, P. Breistein, A. Cordova, *Angew. Chem., Int. Ed.* 2011, **50**, 12036-12041; b) I. Ibrahim, G. Ma, S. Afewerki, A. Cordova, *Angew. Chem., Int. Ed.* 2013, **52**, 878-882; c) I. Ibrahim, S. Santoro, F. Himo and A. Cordova, *Adv. Synth. Catal.* 2011, **353**, 245-252.
- (a) G. Jiang and B. List *Angew. Chem. Int. Ed.* 2011, **50**, 9471; b) G. Jiang, R. Halder, Y. Fang and B. List *Angew. Chem. Int. Ed.* 2011, **50**, 9752; c) S. Mukherjee and B. List *J. Am. Chem. Soc.* 2007, **129**, 11336; d) S. Liao and B. List *Angew. Chem. Int. Ed.* 2010, **49**, 628; e) G. Jiang and B. List *Adv. Synth. Catal.* 2011, **353**, 1667; f) G. Jiang and B. List *Chem. Commun.* 2011, **47**, 10022.
- (a) V. Ceban, P. Putaj, M. Meazza, M. B. Pitak, S. J. Coles, J. Vesely and R. Rios, *Chem. Commun.* 2014, **50**, 660; b) M. Meazza, V. Ceban, M. B. Pitak, S. J. Coles and R. Rios, *Chem. Eur. J.* 2014, **20**, 16853.
- D. Best, S. Kujawa and H. W. Lam, *J. Am. Chem. Soc.* 2012, **134**, 18193. For an excellent review about the activation of azaarenes by metal see: D. Best and H. W. Lam, *J. Org. Chem.* 2014, **79**, 831.
- For examples of our previous works in organocatalysis: (a) X. Companyo, A. Zea, A.-N. R. Alba, A. Mazzanti, A. Moyano and R. Rios, *Chem. Commun.* 2010, **46**, 6953; b) S. Cihalova, G. Valero, J. Schimer, M. Humpl, M. Dracinsky, A. Moyano and R. Rios, J. Vesely, *Tetrahedron* 2011, **67**, 8942; c) A. N. R. Alba, G. Valero, T. Calvet, M. Font-Bardia, A. Moyano and R. Rios *Chem. Eur. J.* 2010, **39**, 9884; d) X. Companyo, A. Moyano, A. Mazzanti, A. Janecka and R. Rios, *Chem. Commun.* 2013, **49**, 1184.
- For an excellent review about cyclopropanation see: H. Pellissier, *Tetrahedron*. 2008, **64**, 704.
- (a) J. Salaun *Top. Curr. Chem.* 2000, **207**, 1; b) R. Faust *Angew. Chem. Int. Ed.* 2001, **40**, 2251; c) F. Gnad and O. Reiser *Chem. Rev.* 2003, **103**, 1603; d) W. A. Donaldson, *Tetrahedron* 2001, **57**, 8589; e) Y. Nisii, N. Maruyama, K. Wakasugi and Y. Tanabe, *Bioorg. Med. Chem.* 2001, **9**, 33; f) J. Pietruszka, *Chem. Rev.* 2003, **103**, 1051.
- (a) H. W. Liu and C. T. Walsh, *The Chemistry of the Cyclopropyl Group* Rappoport, Z. Ed.; John Wiley: New York, NY, 1997; p 959; b) R. Csuk, M. J. Schabel and Y. von Scholz, *Tetrahedron: Asymmetry* 1996, **7**, 3505; c) M. Hogberg, P. Engelhardt, Vrang and H. Zhang, *Bioorg. Med. Chem. Lett.* 2000, **10**, 265; e) D. K. Mohapatra and A. Datta, *J. Org. Chem.* 1998, **63**, 642.
- (a) H. N. C. Wong, M.-Y. Hon, C.-W. Tse, Y.-C. Yip, J. Tanko and T. Hudlicky, *Chem. Rev.* 1989, **89**, 165; b) H.-U. Reissig and R. Zimmer, *Chem. Rev.* 2003, **103**, 1151; c) R. P. Wurz and A. B. Charette, *Org. Lett.* 2005, **7**, 2313; d) Z. Zhang, Q. Zhang, S. Sun, T. Xiong and Q. Liu, *Angew. Chem.* 2007, **119**, 1756; *Angew. Chem. Int. Ed.* 2007, **46**, 1726; e) D. Agrawal and V. K. Yadav, *Chem. Commun.* 2008, **44**, 6471; f) C. A. Carson and M. A. Kerr, *Chem. Soc. Rev.* 2009, **38**, 3051; g) F. De Simone and J. Waser, *Synthesis* 2009, 3353.
- (a) H. E. Simmons and R. D. Smith, *J. Am. Chem. Soc.* 1958, **80**, 6406; b) H. E. Simmons and R. D. Smith, *J. Am. Chem. Soc.* 1959, **81**, 4256.
- Selected examples of metal-catalyzed cyclopropanations: (a) A. B. Charette, C. Molinaro and C. Brochu, *J. Am. Chem. Soc.* 2001, **123**, 12160; b) H. M. L. Davis, P. R. Bruzinski, D. H. Lake, N. Kong and M. Fall, *J. Am. Chem. Soc.* 1996, **118**, 6897; c) R. Rios, J. Liang, M.-C. Lo and G. C. Fu, *Chem. Commun.* 2000, **36**, 377; d) D. A. Evans, K. A. Woerpel, M. M. Hinman and M. M. Faul, *J. Am. Chem. Soc.* 1991, **113**, 726.
- a) I. Ibrahim, G.-L. Zhao, R. Rios, J. Vesely, H. Sunden, P. Dzedzic and A. Córdoba, *Chem. Eur. J.* 2008, **14**, 7867; b) R. Rios, H. Sunden, J. Vesely, G.-L. Zhao, P. Dzedzic and A. Córdoba, *Adv. Synth. Catal.* 2007, **349**, 1028; c) H. Xie, L. Zu, H. Li, J. Wang and W. Wang, *J. Am. Chem. Soc.* 2007, **129**, 10886; d) X. Companyo, A.-N. Alba, F. Cardenas, A. Moyano and R. Rios, *Eur. J. Org. Chem.* 2009, 3075.
- S. Bachmann, M. Furler and A. Mezzetti, *Organometallics* 2001, **20**, 2102.
- S. Kanchiku, H. Suematsu, K. Matsumoto, T. Uchida and T. Katzuki, *Angew. Chem. Int. Ed.* 2007, **46**, 3889-3991
- R. K. Kunz and D. W. C. MacMillan, *J. Am. Chem. Soc.* 2005, **127**, 3240.
- For reviews see: a) G. Bringmann, T. Bruhn, K. Maksimenko and Y. Hemberger, *Eur. J. Org. Chem.* 2009, 2717. b) T. D. Crawford, M.C. Tam and M.L. Abrams, *J. Chem. Phys. A* 2007, **111**, 12057. c) G. Pescitelli, L. Di Bari and N. Berova, *Chem. Soc. Rev.* 2011, **40**, 4603. d) A. Mazzanti and D. Casarini, *WIREs Comput. Mol. Sci.* 2012, **2**, 613.
- Single colourless fragment-shaped crystals of (2014sot0046) were recrystallised from a mixture of TCM and hexane by slow evaporation. A suitable crystal (0.09 × 0.08 × 0.05 mm³) was selected and mounted on a MITIGEN holder in perfluoroether oil on a Rigaku AFC12 FRE-HF diffractometer. The crystal was kept at T = 100(2) K during data collection. Using Olex2 (Dolomanov et al., 2009), the structure was solved with the ShelXT (Sheldrick, 2008) structure solution program, using the Direct Methods solution method. The model was refined with version of ShelXL (Sheldrick, 2008) using Least Squares minimisation. Crystal data for C₁₇H₁₁N₃O₇ (**4d'**), Mr = 353.29, monoclinic, P2₁/c (No. 14), a = 9.9877(5) Å, b = 15.1541(7) Å, c = 10.2131(6) Å, β = 103.161(5)°, α = γ = 90°, V = 1505.20(14) Å³, T = 100(2) K, Z = 4, Z' = 1, μ (MoKα) = 0.121, 14536 reflections measured, 3884 unique (R_{int} = 0.0709) which were used in all calculations. The final wR₂ was 0.3428 (all data) and R₁ was 0.1503 (I > 2(I)). Crystallographic data (excluding structure factors) for the structure **4d'** have been deposited with the Cambridge Crystallographic Data Centre with CCDC number 1060573. Copies of the data can be obtained, free of charge, on application to Cambridge Crystallographic Data Centre, 12 Union Road, Cambridge CB2 1EZ, UK, (fax: +44-(0)1223-336033 or e-mail deposit@ccdc.cam.ac.uk)

