

RECEIVED: June 24, 2013

REVISED: September 19, 2013

ACCEPTED: October 16, 2013

PUBLISHED: November 5, 2013

The pion vector form factor from lattice QCD and NNLO chiral perturbation theory

Bastian B. Brandt,^a Andreas Jüttner^b and Hartmut Wittig^{c,d}

^a*Institut für theoretische Physik, University of Regensburg,
D-93040 Regensburg, Germany*

^b*School of Physics and Astronomy, University of Southampton,
Southampton SO17 1BJ, United Kingdom*

^c*PRISMA Cluster of Excellence, Institut für Kernphysik, University of Mainz,
D-55099 Mainz, Germany*

^d*Helmholtz Institute Mainz, University of Mainz,
D-55099 Mainz, Germany*

E-mail: bastian.brandt@physik.uni-regensburg.de,
juettner@soton.ac.uk, wittig@kph.uni-mainz.de

ABSTRACT: We present a comprehensive study of the electromagnetic form factor, the decay constant and the mass of the pion computed in lattice QCD with two degenerate $O(a)$ -improved Wilson quarks at three different lattice spacings in the range $0.05 - 0.08$ fm and pion masses between 280 and 630 MeV at $m_\pi L \geq 4$. Using partially twisted boundary conditions and stochastic estimators, we obtain a dense set of precise data points for the form factor at very small momentum transfers, allowing for a model-independent extraction of the charge radius. Chiral Perturbation Theory (ChPT) augmented by terms which model lattice artefacts is then compared to the data. At next-to-leading order the effective theory fails to produce a consistent description of the full set of pion observables but describes the data well when only the decay constant and mass are considered. By contrast, using the next-to-next-to-leading order expressions to perform global fits result in a consistent description of all data. We obtain $\langle r_\pi^2 \rangle = 0.481(33)(13) \text{ fm}^2$ as our final result for the charge radius at the physical point. Our calculation also yields estimates for the pion decay constant in the chiral limit, $F_\pi/F = 1.080(16)(6)$, the quark condensate, $\Sigma_{\overline{\text{MS}}}^{1/3}(2 \text{ GeV}) = 261(13)(1) \text{ MeV}$ and several low-energy constants of $SU(2)$ ChPT.

KEYWORDS: Lattice QCD, Nonperturbative Effects, Chiral Lagrangians

ARXIV EPRINT: [1306.2916](https://arxiv.org/abs/1306.2916)

Contents

1	Introduction	1
2	Computational strategy	3
2.1	Euclidean correlation functions	4
2.2	The pion form factor, the decay constant and the light quark mass	5
2.3	Ratios of correlation functions and excited states	6
3	Lattice simulation and results	7
3.1	Simulation parameters	7
3.2	Data analysis and fitting procedure	8
3.2.1	Pion mass and decay constant	9
3.2.2	Form factor	11
3.3	Discretisation effects and finite volume corrections	12
3.4	Extraction of the charge radius	13
4	Chiral and continuum extrapolations	15
4.1	Fits guided by chiral perturbation theory	15
4.1.1	NLO chiral fits	17
4.1.2	NNLO chiral fits	19
4.1.3	NLO and NNLO chiral fits: final results	21
4.2	Fits guided by polynomial models	22
4.3	Results at the physical point	23
5	Conclusions and outlook	26
A	Chiral perturbation theory to NNLO	28
B	Reformulation of ChPT to NNLO for global fits	30
B.1	Conventions and necessary replacements	30
B.2	Reformulated formulae	31
B.3	Inclusion of lattice artefacts	32

1 Introduction

Thanks to the continued progress in improving numerical and field theoretical techniques [1–8], computer simulations of QCD on a Euclidean space-time lattice are sufficiently advanced to produce reliable results for a number of phenomenologically important quantities (see for example the FLAG-summary [9]). Some of these results are predictions which can serve as a test of lattice QCD as a tool, other results are real predictions which

can be used to address the validity of the Standard Model. In both cases the estimation of systematic uncertainties is a crucial but often delicate issue.

In the case at hand, i.e. the pion electromagnetic form factor, the dominant systematic in recent calculations [10–15] is due to its strong quark-mass dependence which complicates the extrapolation from unphysically heavy quark masses to the physical point. Chiral perturbation theory can provide guidance here. The corresponding expressions for the form factor as a function of the quark mass have been worked out up to NNLO [16–19]. However, concerning the effective theory’s validity, a particular concern here is the tree-level contribution of vector degrees of freedom which can couple to the probing photon. In the effective theory these have been *integrated out* and enter only passively through the low-energy parameters in the effective Lagrangian. The scale separation between the Goldstone bosons (π , K , η) and the vector bosons (ρ , ω) is, however, not large, and one may be worried about the applicability of the low-energy effective theory. Other interesting observables like the hadronic vacuum polarisation do also receive tree-level contributions from vector particles, and similar concerns can be raised [20–24].

From a lattice practitioners point of view the mere evaluation of the pion form factor on a given lattice ensemble is a rather straightforward task, and therefore this quantity serves as an ideal laboratory for studying the above questions. Our strategy is to compare lattice QCD results to the predictions of chiral effective theory for the pion form factor and charge radius, the pion decay constant and its mass. For the pion mass and decay constant the expressions of ChPT are known to provide a good description of lattice data in the range of quark masses studied in this work (see [9]). In the same spirit we have concentrated on producing data for the form factor for very small space-like photon momenta, in order to remain in the realm of chiral perturbation theory. To this end we made extensive use of partially twisted fermionic boundary conditions [25–28], which allowed us to induce small pion momenta despite simulating in a finite lattice volume. Thereby we were able to determine the pion charge radius in a quasi model-independent way. By comparing a variety of fit *ansätze* based on Chiral Perturbation Theory (ChPT) at NLO and NNLO respectively, we investigated whether different fits provide a consistent description of the data and lead to reliable results for the pion charge radius and decay constant. For our final estimates we have performed an elaborate analysis of systematic uncertainties arising from lattice artefacts and finite-volume effects. As a byproduct we have determined the relevant low-energy constants (LECs) of two-flavour QCD at NNLO.

We briefly anticipate the core results: on a qualitative level we note that a *joint* description of our data for the pion mass, decay constant and form factor in terms of ChPT at NLO fails, while a consistent description of all three quantities in terms of ChPT can only be achieved at NNLO. We stress that the validity of this statement must be monitored as the pion mass is further decreased. In fact, our findings emphasise the importance of performing simulations at or very near the physical point.

Our final results for decay constants, LECs and the charge radius are

$$\begin{aligned}
 F_\pi &= 90(8)(2) \text{ MeV}, & F &= 84(8)(2) \text{ MeV}, \\
 F_\pi/F &= 1.080(16)(6), & \Sigma^{1/3} &= 261(13)(1) \text{ MeV, from NLO fit}, \\
 \bar{\ell}_3 &= 3.0(7)(5), & \bar{\ell}_4 &= 4.7(4)(1), \\
 \langle r_\pi^2 \rangle &= 0.481(33)(13) \text{ fm}^2, & & \text{from NNLO fit}, \\
 \bar{\ell}_6 &= 15.5(1.7)(1.3), & &
 \end{aligned} \tag{1.1}$$

where the quark condensate Σ is defined in the $\overline{\text{MS}}$ -scheme at a renormalisation scale of 2 GeV.

The outline of this paper is as follows: in section 2 we introduce the basic definitions and our computational setup. Simulation details and lattice results are presented in section 3, followed by their discussion in terms of fits and extrapolations in section 4. Our conclusions are presented in section 5. Preliminary reports of the results included in this paper have appeared in [15, 29–31].

2 Computational strategy

In this section we define the pion decay constant F_π , the pion mass m_π and the pion charge radius $\langle r_\pi^2 \rangle$ in terms of Euclidean two- and three-point functions.

The electromagnetic form factor in two-flavour QCD is defined by

$$\langle \pi^+(\mathbf{p}_f) | \frac{2}{3} \bar{u} \gamma_\mu u - \frac{1}{3} \bar{d} \gamma_\mu d | \pi^+(\mathbf{p}_i) \rangle = (p_f + p_i)_\mu f_{\pi\pi}(q^2), \tag{2.1}$$

where $q^2 = (p_f - p_i)^2$ is the space-like momentum transfer, $-q^2 \equiv Q^2 \geq 0$. Near vanishing momentum transfer, the form factor can be expanded in powers of q^2 . By convention, the linear term defines the charge radius, $\langle r_\pi^2 \rangle$, i.e.

$$f_{\pi\pi}(q^2) = 1 - \frac{1}{6} \langle r_\pi^2 \rangle q^2 + \mathcal{O}(q^4), \quad \langle r_\pi^2 \rangle = 6 \left. \frac{df_{\pi\pi}(q^2)}{dq^2} \right|_{q^2=0}. \tag{2.2}$$

Simulations of lattice QCD are necessarily performed in a finite volume, and hence the accessible range of momentum transfers is rather limited. In a conventional setting (periodic fermionic boundary conditions) the initial and final pions can only assume the Fourier momenta, $\mathbf{n} 2\pi/L$, where \mathbf{n} is a vector of integers. Unless one can afford to simulate very large box sizes L , the lowest non-zero value of Q^2 can be rather sizeable. It is then doubtful whether the charge radius can be determined in a model-independent fashion, e.g. from the linear slope of the form factor near vanishing Q^2 .

Partially flavour-twisted boundary conditions [25–28, 32] have by now become a standard tool to overcome this problem. By imposing periodicity on the quark fields in the spatial directions up to a phase factor, i.e.

$$\psi(x + \hat{\mathbf{e}}_j L) = \psi(x) e^{i\theta_j/L} \quad j = 1, 2, 3, \tag{2.3}$$

it was shown in [12] that the momentum transfer satisfies

$$-Q^2 \equiv q^2 = (p_f - p_i)^2 = \left[E_\pi \left(\mathbf{p}_f + \frac{\boldsymbol{\theta}_f}{L} \right) - E_\pi \left(\mathbf{p}_i + \frac{\boldsymbol{\theta}_i}{L} \right) \right]^2 - \left[\left(\mathbf{p}_f + \frac{\boldsymbol{\theta}_f}{L} \right) - \left(\mathbf{p}_i + \frac{\boldsymbol{\theta}_i}{L} \right) \right]^2. \tag{2.4}$$

Here, θ_i and θ_f denote the vectors of twist angles applied to the quark probed by the electromagnetic current in the initial and final pion, respectively, and

$$E_\pi(\mathbf{p}) = \sqrt{m_\pi^2 + \mathbf{p}^2}, \quad (2.5)$$

is the pion dispersion relation [32]. In this work we have paid particular attention to choosing twist angles which result in a very dense set of data points in the immediate vicinity of $Q^2 = 0$, such that the charge radius could be determined by means of a discretised derivative of the form factor.

2.1 Euclidean correlation functions

All our calculations have been performed in two-flavour QCD, employing $O(a)$ improved Wilson fermions [33]. We have used the non-perturbative determination [34] of the improvement coefficient c_{sw} which multiplies the Sheikholeslami-Wohlert term.

In this work we consider correlation functions of the non-singlet, $O(a)$ improved axial current and pseudoscalar density [35],

$$A_\mu^I(x) = \bar{u}(x)\gamma_\mu\gamma_5 d(x) + ac_A\tilde{\partial}_\mu P(x), \quad (2.6)$$

$$P(x) = \bar{u}(x)\gamma_5 d(x), \quad (2.7)$$

as well as the $O(a)$ improved electromagnetic current, i.e.

$$V_\mu^I(x) = V_\mu(x) + ac_V\tilde{\partial}_\nu T_{\mu\nu}(x). \quad (2.8)$$

Since we are simulating mass-degenerate light quarks it is sufficient to consider only the local vector and tensor currents $V_\mu(x) = \bar{d}(x)\gamma_5 u(x)$ and $T_{\mu\nu}(x) = i\bar{q}(x)\sigma_{\mu\nu}q(x)$, respectively. In the above expressions, $\tilde{\partial}_\mu$ is the symmetrised discrete derivative in direction μ . The improvement coefficient $c_A \equiv c_A(g_0)$ has been computed non-perturbatively in two-flavour QCD in [36] for a range of bare couplings g_0 (see also table 1) and c_V has been computed in one-loop perturbation theory [37] but at the end of this section we will argue that it is of little relevance here. Note that the hadronic matrix elements of the currents must still be renormalised in order to yield physical observables.

We compute the following two-point functions

$$\begin{aligned} C_{PP}(t, \mathbf{p}) &= \sum_{\mathbf{x}} e^{i\mathbf{p}\cdot\mathbf{x}} \langle P(t, \mathbf{x}) P^\dagger(0, \mathbf{0}) \rangle \simeq \frac{|\mathcal{Z}_P|^2}{2E(\mathbf{p})} \left(e^{-E(\mathbf{p})t} + e^{-E(\mathbf{p})(T-t)} \right) \\ C_{PA}(t, \mathbf{p}) &= \sum_{\mathbf{x}} e^{i\mathbf{p}\cdot\mathbf{x}} \langle P(t, \mathbf{x}) (A_0^I)^\dagger(0, \mathbf{0}) \rangle \simeq \frac{\mathcal{Z}_P \mathcal{Z}_A^*}{2E(\mathbf{p})} \left(e^{-E(\mathbf{p})t} - e^{-E(\mathbf{p})(T-t)} \right), \end{aligned} \quad (2.9)$$

where T denotes the temporal extent of the lattice and where we have already indicated the asymptotic behaviour for large Euclidean time separations with the ground state matrix elements

$$\mathcal{Z}_P = \langle 0 | P(0) | \pi(\mathbf{p}) \rangle, \quad \mathcal{Z}_A = \langle 0 | (A_0^I)(0) | \pi(\mathbf{p}) \rangle. \quad (2.10)$$

The electromagnetic form factor is extracted from the three-point function

$$\begin{aligned}
 C_3(t, t_f, \mathbf{p}_i, \mathbf{p}_f) &= \sum_{\mathbf{x}_f, \mathbf{x}} e^{i\mathbf{p}_f \cdot (\mathbf{x}_f - \mathbf{x})} e^{i\mathbf{p}_i \cdot \mathbf{x}} \langle P(t_f, \mathbf{x}_f) V_0^I(t, \mathbf{x}) P^\dagger(0, \mathbf{0}) \rangle \\
 &\simeq \frac{|\mathcal{Z}_P|^2}{4 E(\mathbf{p}_i) E(\mathbf{p}_f)} \langle \pi(\mathbf{p}_f) | V_0^I(0) | \pi(\mathbf{p}_i) \rangle \\
 &\quad \times \left[\Theta(t_f - t) e^{-E(\mathbf{p}_i) t - E(\mathbf{p}_f) (t_f - t)} - \Theta(t - t_f) e^{-E(\mathbf{p}_i) (T - t) - E(\mathbf{p}_f) (t - t_f)} \right].
 \end{aligned} \tag{2.11}$$

In these formulae the initial pion source is located on the first timeslice, while t is the temporal position of the insertion of the vector current and t_f corresponds to the position of the sink.

The calculation of matrix elements of the $O(a)$ improved vector current in the presence of twisted boundary conditions merits special attention, due to the presence of the derivative of the tensor current in eq. (2.8). The contribution from the term proportional to c_V to the three-point correlation function in eq. (2.11) reads

$$C_{\text{PTP}}(t, t_f, \mathbf{p}_i, \mathbf{p}_f) = a \sum_{\nu=0}^3 \tilde{\partial}_\nu \sum_{\mathbf{x}_f, \mathbf{x}} e^{i\mathbf{p}_f \cdot \mathbf{x}_f} e^{-i(\mathbf{p}_f - \mathbf{p}_i) \cdot \mathbf{x}} \langle P(t_f, \mathbf{x}_f) T_{0\nu}(t, \mathbf{x}) P^\dagger(0, \mathbf{0}) \rangle, \tag{2.12}$$

where $x_f = (t_f, \mathbf{x}_f)$ and $x = (t, \mathbf{x})$. Since $T_{00} \equiv 0$ only spatial derivatives yield non-vanishing contributions. Moreover, when periodic boundary conditions are imposed in the spatial directions, the discretised derivatives vanish exactly, owing to translational invariance.

In the presence of twisted boundary conditions this is no longer true. The appearance of phase factors implies that uncanceled contributions from the spatial boundary arise. A few lines of algebra then yield the expression for C_{PTP} , i.e.

$$\begin{aligned}
 C_{\text{PTP}}(t, t_f, \mathbf{p}_i, \mathbf{p}_f) &= \frac{1}{2} \sum_{\mathbf{x}_f} e^{i\mathbf{p}_f \cdot \mathbf{x}_f} \sum_{m=1}^3 \sum_{\mathbf{x}} e^{-i(\mathbf{p}_f - \mathbf{p}_i) \cdot \mathbf{x}} \langle P(t_f, \mathbf{x}_f) T_{0m}(t, \mathbf{x}) P^\dagger(0, \mathbf{0}) \rangle \\
 &\quad \times \left\{ \left(e^{-i(\boldsymbol{\theta}_f - \boldsymbol{\theta}_i)_m} - 1 \right) \delta_{x_m, L-1} - \left(e^{i(\boldsymbol{\theta}_f - \boldsymbol{\theta}_i)_m} - 1 \right) \delta_{x_m, 0} \right\},
 \end{aligned} \tag{2.13}$$

where x_m denotes the m^{th} component of \mathbf{x} , while $\boldsymbol{\theta}_i, \boldsymbol{\theta}_f$ are the twist angles applied to the initial and final pions, respectively. This term vanishes by construction for $Q^2 = 0$, where the form factor is constrained to $f_{\pi\pi}(0) = 1$ by symmetry. Later we will provide numerical evidence that the contribution of the improvement term is negligible within the statistical uncertainties.

2.2 The pion form factor, the decay constant and the light quark mass

From now on we set $t_f = T/2$ and drop the corresponding argument in correlation functions.

Following ref. [28] one can extract $f_{\pi\pi}(Q^2)$ from ratios of correlation functions such as

$$\begin{aligned}
 R_1(t, \mathbf{p}_i, \mathbf{p}_f) &= 4 Z_V^{\text{eff}} \sqrt{E(\mathbf{p}_i) E(\mathbf{p}_f)} \sqrt{\frac{C_3(t, \mathbf{p}_i, \mathbf{p}_f) C_3(t, \mathbf{p}_f, \mathbf{p}_i)}{C_{PP}(T/2, \mathbf{p}_i) C_{PP}(T/2, \mathbf{p}_f)}}, \\
 R_2(t, \mathbf{p}_i, \mathbf{p}_f) &= 2 \sqrt{E(\mathbf{p}_i) E(\mathbf{p}_f)} \sqrt{\frac{C_3(t, \mathbf{p}_i, \mathbf{p}_f) C_3(t, \mathbf{p}_f, \mathbf{p}_i)}{C_3(t, \mathbf{p}_i, \mathbf{p}_i) C_3(t, \mathbf{p}_f, \mathbf{p}_f)}}.
 \end{aligned} \tag{2.14}$$

β	Z_A [39, 40]	Z_P [39, 41]	c_A [36]	$b_A - b_P$ [38]
5.2	0.771(6)	0.518(5)	-0.0641	-0.1079
5.3	0.778(9)	0.518(5)	-0.0506	-0.0992
5.5	0.793(5)	0.518(5)	-0.0361	-0.0848

Table 1. Non-perturbative estimates of renormalisation factors and improvement coefficients, as used in our analysis.

While any multiplicative renormalisation of the vector current cancels in R_2 , the ratio R_1 is renormalised by the factor Z_V^{eff} . The form factor $f_{\pi\pi}(Q^2)$ can then be determined via

$$R_k(t, \mathbf{p}_i, \mathbf{p}_f) = f_{\pi\pi}(Q^2) (E(\mathbf{p}_i) + E(\mathbf{p}_f)) , \quad k = 1, 2, \quad (2.15)$$

where it should be kept in mind that this relation is valid for the time component of the vector current and up to corrections induced by excited state contributions. The renormalisation factor Z_V^{eff} of the vector current has been determined by imposing electric charge conservation, which implies $f_{\pi\pi}(0) = 1$, at every value of the lattice spacing. At the non-perturbative level Z_V^{eff} is obtained by evaluating

$$Z_V^{\text{eff}} = \frac{C_{PP}(T/2, \mathbf{0})}{2 C_3(t, \mathbf{0}, \mathbf{0})} . \quad (2.16)$$

We have also computed the renormalised and $O(a)$ improved current quark mass defined by the PCAC relation

$$\hat{m} \equiv \frac{Z_A}{Z_P} (1 + [b_A - b_P] am_q) m_{\text{PCAC}}, \quad m_{\text{PCAC}} = \frac{1}{2} \frac{\langle \tilde{\partial}_0 A_0^I(x) P^\dagger(0) \rangle}{\langle P(x) P^\dagger(0) \rangle}, \quad (2.17)$$

where the bare subtracted quark mass is given by

$$am_q = \frac{1}{2} \left(\frac{1}{\kappa} - \frac{1}{\kappa_c} \right) . \quad (2.18)$$

For the critical hopping parameter κ_c we use the results listed in table 2. The difference $(b_A - b_P)$ is taken from [38], and for Z_A and Z_P we use the non-perturbative results from [39], which update the earlier determinations from [40] and [41]. The numerical values of the improvement coefficients and renormalisation factors Z_A and Z_P are listed table 1.

We use the definition

$$F_\pi^{\text{bare}} = \sqrt{2 |Z_P|^2} \frac{m_{\text{PCAC}}}{m_\pi^2} . \quad (2.19)$$

for the pion decay constant (e.g. [42]). Note, that our normalisation for pseudoscalar decay constants corresponds to a physical value of $F_\pi = 92.2 \text{ MeV}$ [43].

2.3 Ratios of correlation functions and excited states

As explained in the previous sections the pion form factor can be determined from the asymptotic form of the ratios (2.14) of two- and three-point correlation functions (2.9) and (2.11), i.e. for large Euclidean time separations between the operator insertions.

One can study the contribution of excited states to the ratios analytically by inserting the spectral decomposition of the two- and three-point functions. We have looked at terms up to and including the first excited state which causes exponentially suppressed deviations from the constant behaviour expected for the ground state (cf. also the study in [10]). The behaviour is the same for R_1 and R_2 . We control these contributions by choosing t_f sufficiently large for all our measurements and by tuning the fit window for every individual result for the ratio such that exponential contaminations are sufficiently decayed.

There is a further, time-independent contamination proportional to $e^{-\Delta t_f/2}$, where Δ is the energy gap between the ground- and first excited state. We are not able to remove this contribution in our analysis because we do not have data for different choices of t_f . Under the assumption that $\Delta \approx 2m_\pi$ and for our simulation parameters as summarised table 2, this contribution is however highly suppressed and it is therefore safe to neglect it.

Note also that due to current conservation at $Q^2 = 0$, which implies $f_{\pi\pi}(0) = 1$, the contribution from the first excited state cancels exactly between numerator and denominator. For $Q^2 > 0$ the cancellation is no longer exact, but since it is smoothly connected to vanishing momentum transfer, it is reasonable to assume that excited state contaminations are rather small in the region that is particularly relevant for the determination of the charge radius.

We also note that techniques for a systematic reduction of excited state contaminations have been developed and applied in [44, 45]. They will allow for a more precise estimation of residual effects in future calculations of meson form factors.

3 Lattice simulation and results

3.1 Simulation parameters

All our calculations are based on the CLS¹ ensembles generated with two dynamical flavours of non-perturbatively $O(a)$ improved Wilson fermions. The simulation parameters, i.e. the bare coupling and the hopping parameter are listed alongside the values of some basic observables in table 2. Gauge ensembles were generated using the DD-HMC [2, 5, 6] and MP-HMC [8] algorithms.

To convert to physical units we use the Sommer scale r_0 [46], which was recently determined on the CLS ensembles [39, 47]. By computing the kaon decay constant in units of r_0 , i.e. $(f_K r_0)$, taking the continuum limit and combining it with the experimental value of f_K , one obtains $r_0 = 0.503(10)$ fm [39]. This value is consistent with the scale setting procedure based on the mass of the Ω -baryon described in [48], provided that the updated results for r_0 from [39] are used. Hence, the three lattice spacings of the ensembles used here are in the range 0.05 fm – 0.08 fm.

We have evaluated all two- and three-point correlation functions using two hits of stochastic $Z_2 \times Z_2$ wall sources [49–52]. For each configuration subsequent hits were evaluated on two different timeslices which we separated in time by $T/2$, except for ensemble A5 where we applied hits on four timeslices separated by $T/4$. The pion mass, the pion decay

¹<https://twiki.cern.ch/twiki/bin/view/CLS/WebHome>.

	N_{cfg}	$T \times L^3$	β	r_0/a	$\kappa_{\text{crit.}}$	κ_{sea}	$m_\pi[\text{MeV}]$	$m_\pi L$
A3	132	64×32^3	5.2	6.15(6)	0.136055(4)	0.13580	470	6.0
A4	175					0.13590	365	4.7
A5	108					0.13594	310	4.0
E4	81	64×32^3	5.3	7.26(7)	0.136457(4)	0.13610	605	6.2
E5	119					0.13625	450	4.6
F6	233	96×48^3				0.13635	325	5.0
F7	250					0.13638	280	4.3
N3	98	96×48^3	5.5	10.00(11)	0.1367749(8)	0.13640	630	7.6
N4	117					0.13650	535	6.5
N5	189					0.13660	425	5.2

Table 2. Summary of properties of the gauge ensembles. The results for the Sommer scale r_0/a and for the critical hopping parameter $\kappa_{\text{crit.}}$ are taken from [39]. We also list approximate values for the pion masses in physical units.

constant, the PCAC quark mass and the pion vector form factor were evaluated in this way on the ensemble of gauge configurations as summarised in table 4. Our ensembles cover a large range of quark masses and lattice spacings. As a safeguard against large finite-size effects, we have kept $m_\pi L \geq 4$ on all ensembles. Our parameter choice thus allows for a comprehensive study of systematic effects, relating to chiral and continuum extrapolations.

As motivated above, we are particularly interested in the region of small momentum transfers. We have therefore tuned the twist angles specifically to achieve a high resolution for small values of Q^2 , using eq. (2.4) and a first rough determination of the pion mass on all ensembles. Twisted boundary conditions were applied in the x -direction to the pions in both the initial and final states, see figure 1, whilst projecting on vanishing Fourier momenta, $\mathbf{p}_i = \mathbf{p}_f = 0$. Table 3 contains the full set of angles used in our simulations. Correlation functions for the pion vector form factor were generated simultaneously with those required for the computation of the $K \rightarrow \pi$ semi-leptonic form factor. For the latter, partially twisted boundary conditions allow for simulating directly at the phenomenologically relevant kinematical point of vanishing momentum transfer [28, 53] between the kaon and the pion. The angles $\theta_1, \dots, \theta_4$ in table 3 have been tuned such as to realise $Q^2 = 0$ for the $K \rightarrow \pi$ matrix elements. We added one extra twist angle θ_5 which was chosen such as to yield a dense set of data points for small momentum transfers.

On each of the ensembles listed in table 2 we have computed the ratios R_1 and R_2 in eq. (2.14) for all possible combinations of twists applied to the valence quark being probed by the vector current.

3.2 Data analysis and fitting procedure

All error estimates are computed by resampling using the bootstrap procedure [54] with 1000 bins. Masses, decay constants, form factor and other quantities have been extracted

set	θ_0	θ_1	θ_2	θ_3	θ_4	θ_5
A4	0.0	± 2.2658	± 1.8438	± 1.3582	± 0.7745	± 2.5
A5	0.0	± 2.4380	± 2.0281	± 1.5544	± 0.9777	± 2.5
E4	0.0	± 1.6799	± 1.2748	± 0.8195	± 0.2969	± 2.5
E5	0.0	± 2.1728	± 1.7866	± 1.3476	± 0.8344	± 2.5
F6	0.0	± 3.2455	± 2.9371	± 2.6028	± 2.2355	± 1.5
F7	0.0	± 3.7892	± 3.5196	± 3.2323	± 2.9231	± 2.0
N3	0.0	± 0.7538	± 0.3777	± 0.4935	± 1.0146	± 4.0
N4	0.0	± 1.2730	± 0.8936	± 0.4726	± 0.5443	± 3.9
N5	0.0	± 1.7513	± 1.3942	± 0.9945	± 0.5311	± 3.2

Table 3. The choice of twist angles applied to the initial and final mesons in the x -direction.

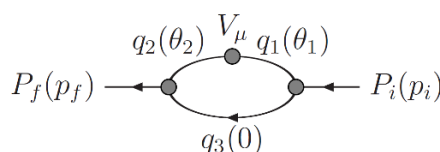


Figure 1. Graphical representation of 3pt-function C_3 with explanation of twist angles.

from correlation functions via suitable fits. While simulation data from a given ensemble are correlated, it is often difficult to obtain sufficiently precise estimates of the full covariance matrix based on a finite set of gauge configurations. As a consequence, numerical instabilities can occur in the least-square minimisations (see for example [55]). We have therefore chosen to quote our main results from uncorrelated fits.

The quantities which we fitted to ChPT often contain input parameters such as renormalisation factors, which have their own intrinsic uncertainties. In order to take the latter into account we have folded them into our analysis via the following procedure: first we generated a pseudo-bootstrap distribution with 1000 bins for the input quantity, whose width was designed such that it reproduced the quoted uncertainty. We checked explicitly that the bootstrap error obtained for the combination of distributions was compatible with the corresponding estimate determined via the usual error propagation.

This procedure was also applied in combinations such as $m_\pi r_0$, despite the fact that the determination of r_0 was mostly performed on the same ensembles. However, since the set of configurations used to compute the pion form factor did not exactly coincide with those used in the calculation of r_0 , we chose to ignore the partial correlation of r_0 with our data, although this results in a larger overall uncertainty.

3.2.1 Pion mass and decay constant

We extracted the pion energy from a cosh-fit to the two-point function $C_{PP}(t, \mathbf{p})$, after checking that the results with our choice of fit-ranges remain unchanged when a three-pion state is included as the first excited state, as suggested in [42]. We obtained the current quark mass m_{PCAC} from a constant fit to the ratio in eq. (2.17). The bare pion decay

ensemble	$r_0 m_\pi$	$r_0 f_\pi$	$r_0 \hat{m}$	Z_V^{eff}	$\langle r_\pi^2 \rangle / r_0^2$
A3	1.161(12)	0.280(8)	0.090(3)	0.73228(7)	1.14 (5)
A4	0.895(11)	0.247(12)	0.052(3)	0.72885(12)	1.20 (7)
A5	0.761(11)	0.251(14)	0.040(2)	0.72731(10)	1.48 (9)
E4	1.406(16)	0.287(10)	0.128(5)	0.74962(8)	0.98 (4)
E5	1.048(13)	0.271(11)	0.078(4)	0.74461(8)	1.18 (5)
F6	0.752(8)	0.254(8)	0.041(2)	0.74119(4)	1.37 (6)
F7	0.646(7)	0.237(8)	0.029(1)	0.74030(5)	1.61 (10)
N3	1.593(18)	0.329(7)	0.188(5)	0.77162(3)	0.90 (3)
N4	1.360(16)	0.304(9)	0.139(4)	0.76855(3)	1.04 (3)
N5	1.080(13)	0.291(8)	0.091(3)	0.76543(3)	1.17 (4)

Table 4. Results for basic quantities.

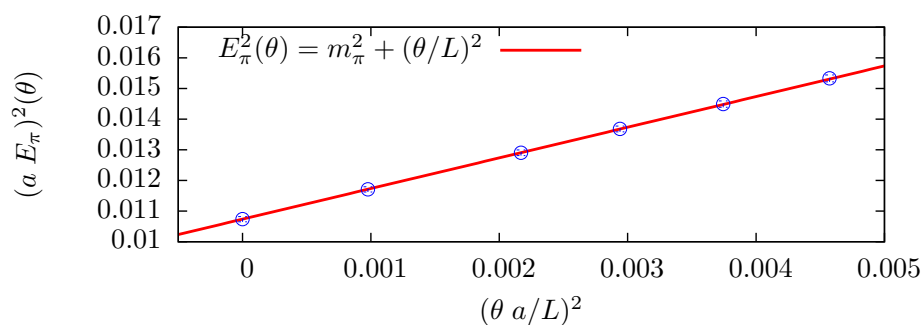


Figure 2. The pion dispersion relation with partially twisted boundary conditions compared to the continuum dispersion relation, eq. (2.5). The vertical axis shows the interval of squared pion momenta up to about 40 MeV².

constant was then determined from eq. (2.19), using the result for \mathcal{Z}_P and m_π from the above cosh-fit and m_{PCAC} . The fit-results in units of r_0 are summarised in table 4. They are in agreement with the results obtained in [39].²

Up to cut-off and exponentially suppressed finite-volume effects, the pion energy obeys the dispersion relation (2.5) where \mathbf{p} is the difference of the twist angles applied to the pion's valence quarks [27, 32, 56] divided by the spatial extent L of the lattice. As an example for how well the continuum dispersion relation is reproduced by our data we show the numerical results on ensemble F6 together with eq. (2.5) in figure 2. Note that for these small momenta the difference between continuum and lattice dispersion relations is negligible. In the remainder of the analysis we use eq. (2.5), i.e. we always determine the kinematics in terms of the pion energy at rest together with the exactly know twist angles.

²Note that the analysis in [39] was done using different numbers of measurements, source positions and also fitting strategies.

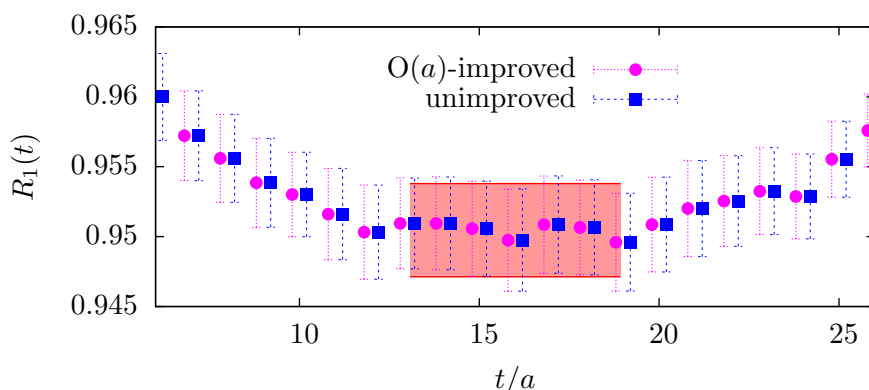


Figure 3. Ratio R_1 computed on ensemble A5 for twists $\theta_i = 2.5$ and $\theta_f = 0.0$ with and without inclusion of the $O(a)$ improvement term. The data is slightly shifted for clarity. The red band indicates the result from the fit to the plateau region.

3.2.2 Form factor

We have determined the form factor from the plateau of suitable ratios of two- and three-point functions, R_1 and R_2 , defined in eq. (2.14). By an appropriate choice of twist angles, these ratios were computed for about 60 different kinematical points, and a typical example is shown in figure 3. We observed that the data for ratio R_1 generally showed more pronounced plateaus, and we decided to use that ratio in the subsequent analysis. We have confirmed however, that using R_2 instead leads to the same results and conclusions. An important question concerns the influence of the $O(a)$ improvement term in eq. (2.8) on the plateau from which the form factor is determined (see the discussion in section 2.1). The comparison in figure 3 shows that this contribution is tiny, especially when compared to the typical statistical error. We conclude that the improvement term in the vector current can be safely neglected in the extraction of the form factor and its slope.

Figure 4 shows the form factor as obtained on all our ensembles from ratio R_1 . The small inset provides a more detailed view of the region of very small Q^2 , which we are concentrating on in this work.

As we will explain in the following, due to kinematical cuts in the data-analysis and since the analytical finite volume corrections which we wish to apply are only known for certain kinematical situations the following analysis is restricted to a subset of the generated points. We note that in one case, ensemble N5 with one pion at rest and the other one twisted with the largest angle on that ensemble, $|\theta| = 3.2$, large statistical fluctuations in the ratio made the unambiguous determination of a plateau range impossible and we decided to discard the data. This data point would only have entered the chiral fits to the pion form factor but not the fits to the charge radius from which we determine our final results.

In figure 5 we compare our results for the two lightest pions (ensembles F6 and F7) to the experimental measurement, as well as to results of two other lattice collaborations in the region of small Q^2 . The plot illustrates nicely that partially twisted boundary conditions are a powerful method for isolating the low-momentum behaviour of the form factor.

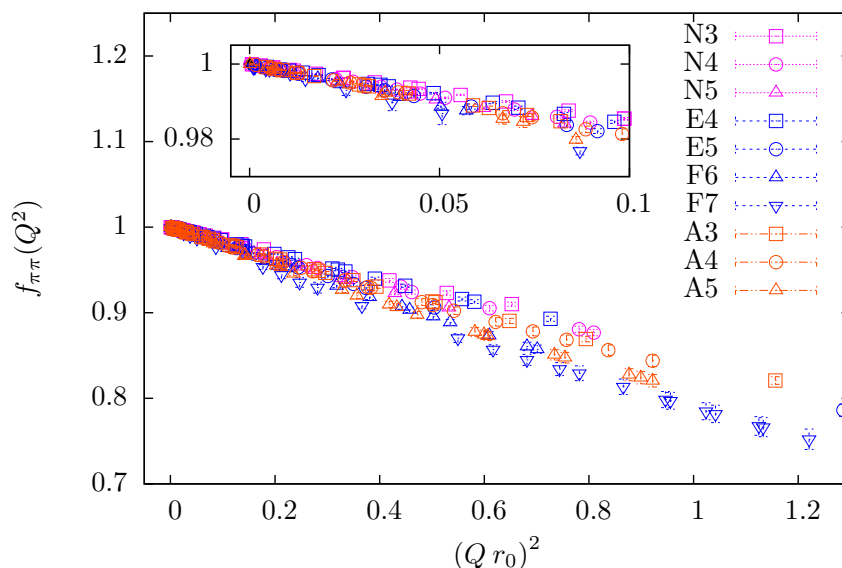


Figure 4. Results for the pion form factor for all ensembles. The inset shows a zoom into the region of small Q^2 .

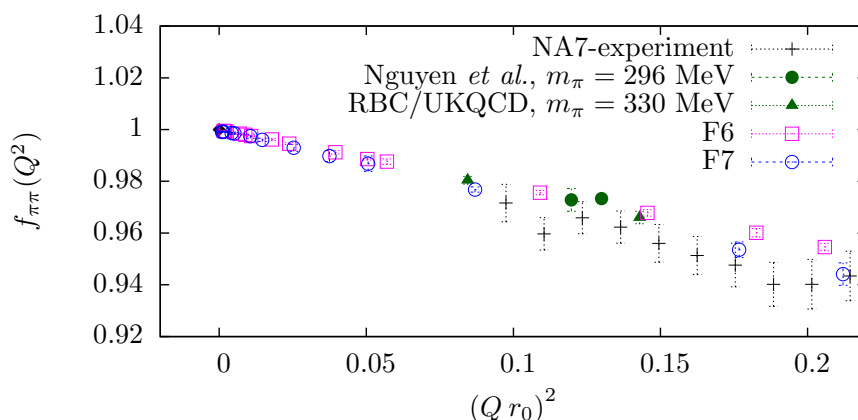


Figure 5. Compilation of results for the pion form factor in dynamical lattice QCD [11, 12, 14, 28] and as determined from experiment [57].

3.3 Discretisation effects and finite volume corrections

We have seen from figure 3 that the contribution from the $O(a)$ -improvement term in the vector current is between one and two orders of magnitude smaller than the statistical errors of the ratios from which the form factor and its slope is determined. This is observed for our coarsest lattice spacing and the largest value of the twist angle, for which the effect arising from the improvement term is expected to be maximal. In the following we therefore assume that the leading cutoff effects are proportional to a^2 in all quantities. Below we discuss the parameterisation of lattice artefacts in the combined chiral and continuum fits. The corresponding expressions are listed in appendix B.3. For the pion mass, decay

constant and charge radius they are obtained by adding a term proportional to a^2 to the relevant ChPT expression for each of these quantities. The case of the form factor is more involved, since it depends on the momentum transfer Q^2 . The *ansatz* of eq. (B.14) contains a term proportional to $a^2 Q^2$, whose coefficient must be identical to that which appears in the expression of the charge radius. Furthermore, we have included a term proportional to $a^2 Q^4$ in the combined NNLO chiral and continuum fits to the form factor.³ However, we found the associated coefficient, $\alpha_r^{(2)}$, to vanish within errors, while the central values of all other fit parameters did not change appreciably. The term proportional to $a^2 Q^4$ was therefore neglected in all fits discussed in detail in section 4. Moreover, we note that our data are not sensitive to higher-order lattice artefacts, since the coefficients multiplying terms of order a^4 were found to vanish.

Finite volume effects for the quantities considered here are expected to be suppressed exponentially $\propto e^{-m_\pi L}$. In order to keep these effects small we have used only ensembles for which $m_\pi L \geq 4$ (cf. table 2) but we have also made the effort to remove residual effects systematically. This was not possible directly using simulation data since we do not have results for different volumes at fixed pion mass at our disposal. Instead we have used predictions of chiral perturbation theory. The corresponding expressions have been derived in [58] for the pion mass and the pion decay constant. Remarkably, the full expressions at NNLO contain only the low-energy constants (LECs) which appear at NLO, which has been referred to as the “elevator-effect” in [58]. For the vector form factor with partially twisted boundary conditions, finite-volume effects have been computed in NLO chiral perturbation theory [56], for the case that either $\theta_i = 0$ or $\theta_f = 0$, and in [59] for the Breit-frame $\theta_i = -\theta_f$.

In order to evaluate finite-volume effects in ChPT, we initially fixed the relevant LECs in the same way as Colangelo, Dürer and Häfeli [58], who took their values from [60]. To become independent of external input quantities, we performed the following iterative procedure: first, we applied the finite-volume correction based on ChPT and the LECs from [60] as input. The subsequent fits of the chiral behaviour of the lattice data to the expressions of ChPT described in the following section provide us with predictions for the LECs from which the finite-volume shift is re-computed. After repeating this procedure twice no significant change in the output LECs was observed. We note that the estimates after the final iteration are well compatible with the values of [60].

Despite the fact that the ChPT estimates of finite-volume effects turn out to be numerically small, we apply these corrections to the lattice data prior to any subsequent analysis. In the case of the form factor we restrict ourselves in the following to only those kinematical situations where predictions of finite volume effects are available.

3.4 Extraction of the charge radius

The charge radius of the pion is defined as the derivative of the form factor with respect to the momentum transfer at $Q^2 = 0$ (cf. eq. (2.2)). In practice, and this also affects the

³Note, that in our NLO ChPT fits the Q^2 -cut is chosen to be in the range where only linear terms in Q^2 contribute, so that the additional term does not have to be considered in this case.

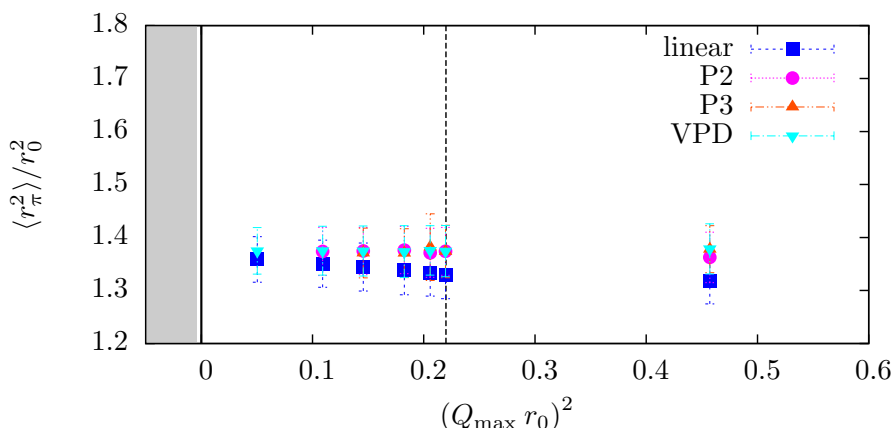


Figure 6. The squared charge radius for a pion mass of about 325 MeV (ensemble F6), plotted versus the maximum value of the Q^2 -interval entering the fit, in units of r_0 . Labels P2 and P3 denote the results of a fit to polynomials of degree two and three, respectively, and the results denoted by VPD are the results of a fit to the form in eq. (3.1).

determination from experimental data for the form factor, one fits a model for the Q^2 -dependence to the data (e.g. pole- or polynomial ansatz) and extracts the charge radius in terms of the slope at the origin. Until recently, data from both experiment and lattice QCD did not cover the region of very low momentum transfer $Q^2 < 0.013 \text{ GeV}^2$, which is where one would ideally like to extract the slope. Studies of the systematics introduced by the fit-*ansatz* were therefore very limited.

The high density of data points for $f_{\pi\pi}(Q^2)$ near $Q^2 = 0$ — shown for all ensembles in figure 4 — allows us to constrain the functional form of the form factor very accurately and to reduce any model dependence in the extraction of the charge radius to a minimum. In practice we compare radii as extracted from linear fits in Q^2 , polynomial fits, as well as pole fits of the form

$$f_{\pi\pi}(Q^2)|_{\text{VPD}} = \left(1 - \frac{\langle r_\pi^2 \rangle_{\text{VPD}}}{6} Q^2 \right)^{-1}. \quad (3.1)$$

The latter was already employed in [57] to determine the charge radius from experimental data and is usually used in the determination from lattice data (e.g. [11, 12, 14, 28]).

Figure 6 shows a representative example of the charge radius on ensemble F6, which corresponds to a pion mass of 325 MeV. Data points were obtained by fitting the Q^2 -dependence of the form factor to a particular ansatz within an interval $0 \leq Q^2 \leq Q_{\max}^2$. The resulting estimates for the squared charge radius are then plotted versus the value of Q_{\max}^2 used in the fit. In order to compare results for different mass and lattice spacing, we express all dimensionful quantities in units of r_0 . In the regime of low Q^2 , one observes good agreement between different types of fits. Interestingly, higher orders in Q^2 turn out to become relevant very early as can be seen from an increasing discrepancy between the linear fit on the one hand, and the polynomial and pole fits on the other.

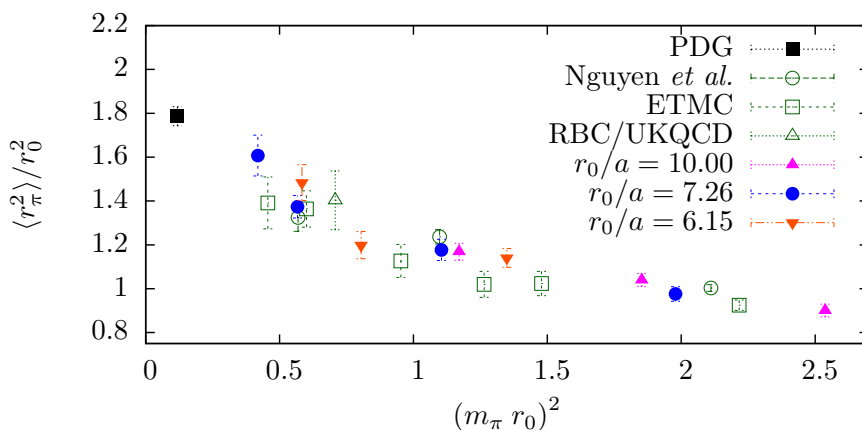


Figure 7. Compilation of results for the pion charge radius in dynamical lattice QCD [11, 12, 14, 28] and the value quoted by the particle data group [43]. Most of the lattice data is extracted from a single pole fit except for the data from RBC/UKQCD and the data from this study, for which we show the quadratic fit based on an identical Q^2 -cut at $(Q_{\max} r_0)^2 \approx 0.034 \text{ GeV}^2$.

In the following we will use the result of the fit using a second order polynomial (P2), imposing a cut at $(Q_{\max} r_0)^2 \approx 0.22$, which in physical units corresponds to about 0.034 GeV^2 . In this range all our *ansätze* are mutually compatible. We prefer the second-order polynomial over the linear fit, since it yields consistent results over a larger range of Q_{\max}^2 . The results for $\langle r_\pi^2 \rangle$ on all ensembles are listed in table 4, and a comparison with results from other collaborations is provided in figure 7.

Our lattice data suggest that the form factor can be represented very well by a second-order polynomial up to values of the momentum transfer which have been probed by the NA7-experiment [57].

4 Chiral and continuum extrapolations

Table 4 summarises our results for the pion mass, the pion decay constant and the charge radius. We refrain from presenting the abundant numerical data on the form factor itself but will use it for some of the discussions that follow. In this section we present our attempts at parameterising the lattice data and also at extrapolating it to the physical point, i.e. to the physical quark mass and to the continuum and infinite volume limits.

4.1 Fits guided by chiral perturbation theory

Chiral perturbation theory [16, 17, 61] provides a comprehensive effective theory framework for describing the low-energy dynamics of QCD. Its predictions for the functional form of the mass-, momentum- and cutoff dependence of low-energy observables are a standard tool in lattice QCD for extrapolating lattice data in parameter space (volume, quark mass, lattice spacing, momentum). For the two flavour theory the expressions for the pion mass, the decay constant and the pion form factor, and consequently also its charge radius, have

been computed within this framework at NLO [17, 61] and at NNLO [18, 62–64]. We summarise the corresponding formulae in appendix A and B. The terms modelling cutoff effects are introduced in appendix B.3. As discussed in section 2, all observables included in the chiral extrapolation are either fully $O(a)$ improved or we have shown that the $O(a)$ improvement term is negligible, so that cutoff effects can be assumed to appear starting at $O(a^2)$. In the formulae we have included the leading order term ($\sim a^2$) only, since the quality of our data does not allow to constrain any higher order terms. We will give an estimate for the size of higher order corrections in section 4.3. For the form factor we have included a term $\sim a^2 Q^2$ which exactly coincides with the a^2 term in the expression for the charge radius. As discussed in section 3.3, other possible terms in the Q^2 expansion of the form factor proportional to $a^2 Q^{2n}$ are negligible for the range of momentum transfers considered in this section.

At each order in the expansion new mass- and momentum-independent LECs appear. They are *a priori* unknown parameters, unconstrained by symmetry, yet they can be determined from lattice QCD data (for a summary of recent results see ref. [9]). Some LECs contribute to the chiral expansion of more than one quantity which can be exploited for correlations and consistency checks. These correlations motivate simultaneous analyses of more than one observable to gain better control over the chiral extrapolations. Here we compare the following fits:

- individual fits to m_π^2 , F_π , $f_{\pi\pi}$ and $\langle r_\pi^2 \rangle$ at NLO
- joint fits to (m_π^2, F_π) at NLO and NNLO
- joint fits to $(m_\pi^2, F_\pi, f_{\pi\pi})$ at NLO and NNLO
- joint fits to $(m_\pi^2, F_\pi, \langle r_\pi^2 \rangle)$ at NLO and NNLO.

Since the chiral series is expected to provide a good representation of QCD only up to a certain low-energy scale we repeat all fits three times including, respectively, all data points for pion masses up to about 430 MeV, 560 MeV and 630 MeV, while monitoring whether the results depend on the choice of the mass cutoff. We have to be less worried about the range of the momentum transfers which enter the fits: the use of partially twisted boundary conditions provides us with many data points well within the realm of chiral perturbation theory. We have extracted the charge radius at very small momentum transfers of up to $(r_0 Q)^2 = 0.22$ which in physical units corresponds to about $(190 \text{ MeV})^2$. For fits to the form factor our choice for the momentum cut is $(r_0 Q)^2 = 0.1$ (about $(120 \text{ MeV})^2$) for NLO fits, where the Q^2 -dependence of $f_{\pi\pi}$ is mostly linear (cf. figure 6), and $(r_0 Q)^2 = 0.5$ (about $(300 \text{ MeV})^2$) for NNLO fits.

Before discussing the various fits we have performed, it is instructive to recall earlier determinations of low-energy parameters in lattice QCD. The FLAG review [9] quotes global estimates of $F_\pi/F = 1.073(15)$ and $\bar{\ell}_3 = 3.2(8)$, while typical results for the LECs $\bar{\ell}_4$ and $\bar{\ell}_6$ can be summarised as $\bar{\ell}_4 \approx 4$ and $\bar{\ell}_6 = 12 - 16$, respectively.

m_π^{cut}	χ^2/dof	$r_0 F$	$r_0 B$	$\bar{\ell}_3$	$\bar{\ell}_4$	$\bar{\ell}_6$	α_m	α_f	α_r
NLO	F_π								
all	0.8	0.225(15)			4.6(1)			−1.3(6)	
560 MeV	0.6	0.226(16)			4.5(2)			−1.2(6)	
430 MeV	0.5	0.220(17)			4.7(3)			−1.2(6)	
NLO	m_π^2 fixed F_π								
all	2.1		6.0(4)	2.6(5)			−5(1)		
560 MeV	2.0		6.0(4)	2.3(6)			−5(1)		
430 MeV	1.2		6.2(5)	3.0(8)			−4(1)		
NLO	$f_{\pi\pi}$								
all	1.0	0.135(6)				6.7(3)			−2(3)
560 MeV	0.9	0.140(7)				7.0(4)			−2(3)
430 MeV	0.8	0.142(8)				7.0(4)			−0(3)
NLO	$\langle \mathbf{r}_\pi^2 \rangle$								
all	0.8	0.136(6)				6.7(3)			−1(3)
560 MeV	0.9	0.137(7)				6.8(4)			−1(3)
430 MeV	1.2	0.137(12)				6.7(7)			0(3)
NLO	$\langle \mathbf{r}_\pi^2 \rangle$ fixed F_π								
all	6.8					12.0(5)			8(3)
560 MeV	6.1					12.7(5)			4(3)
427 MeV	4.1					13.6(7)			1(3)

Table 5. Fit results for individual observables based on ChPT at NLO. The coefficients α_m, α_f and α_r parameterise lattice artefacts. For full expressions see appendix B.

4.1.1 NLO chiral fits

All our fit results are compiled in tables 5 and 6. Fits to individual observables using ChPT at NLO are listed in table 5, while table 6 contains results of joint fits to more than one observable, employing both NLO and NNLO expressions. First we note that individual NLO fits to the pion decay constant and mass yield estimates for F as well as the LECs $\bar{\ell}_3$ and $\bar{\ell}_4$, which are in the same ballpark than the lattice and non-lattice determinations compiled in the FLAG report (despite the fact that fitting the pion mass with the decay constant fixed at its physical value gives relatively large values of χ^2/dof). In particular, we find $r_0 F = 0.22 - 0.23$ which, using $r_0 = 0.503 \text{ fm}$ from [38], translates into $F = 86 - 90 \text{ MeV}$. Given that the PDG quotes the physical pion decay constant as $F_\pi^{\text{phys}} = 92.2 \text{ MeV}$, we find that the ratio F_π/F determined in this way is completely in line with the global FLAG estimate for this quantity.

However, there is a significant downward shift of about 60% for $r_0 F$ when the lattice data for the pion form factor or, alternatively, the charge radius are fitted to the NLO formulae. This very low estimate for F is accompanied by a much smaller value for the LEC $\bar{\ell}_6$ compared to the range quoted in the FLAG report. Taken at face value, such fits would suggest chiral corrections as large as 60 – 70% between the pseudoscalar decay constant in the chiral limit and at the physical pion mass. Such a scenario contradicts completely the experience gained in lattice calculations and effective field theory analyses over many years. Therefore, despite the fact that NLO fits to the form factor and the charge

m_π^{cut}	χ^2/dof	$r_0 F$	$r_0 B$	$\bar{\ell}_3$	$\bar{\ell}_4$	$\bar{\ell}_6$	$r_{V_1} 10^4$	$r_{V_2} 10^5$	$r_f 10^5$	$r_M 10^5$	α_m	α_f	α_r
NLO	$\mathbf{F}_\pi, \mathbf{m}_\pi^2$												
all	1.4	0.221(15)	6.1(5)	2.7(5)	4.7(1)						-4.7(11)	-0.9(5)	
560 MeV	1.2	0.217(18)	6.0(5)	2.5(6)	4.6(2)						-4.6(11)	-0.7(6)	
430 MeV	0.8	0.213(17)	6.3(5)	3.0(6)	4.7(3)						-4.3(12)	-0.7(6)	
NNLO	$\mathbf{F}_\pi, \mathbf{m}_\pi^2$												
all	1.6	0.228(14)	5.9(4)	2.3(12)	4.1(6)				6(9)	-8(8)	-4.5(11)	-0.8(5)	
560 MeV	1.3	0.215(17)	6.1(5)	4.1(13)	5.3(8)				-17(14)	12(11)	-4.9(11)	-0.9(6)	
430 MeV	1.1	0.221(33)	6.2(9)	3.3(72)	4.1(34)				11(99)	1(126)	-4.3(12)	-0.7(6)	
NLO	$\mathbf{F}_\pi, \mathbf{m}_\pi^2, \mathbf{f}_{\pi\pi}$												
all	2.0	0.137(7)	6.6(5)	3.1(2)	4.6(1)	6.9(3)					-5.5(10)	1.3(3)	-5(3)
560 MeV	2.0	0.145(9)	6.5(5)	3.1(2)	4.6(1)	7.3(4)					-5.3(10)	1.1(4)	-4(3)
430 MeV	1.9	0.153(10)	6.5(5)	3.0(3)	4.6(1)	7.6(5)					-5.1(10)	0.9(4)	-1(3)
NLO	$\mathbf{F}_\pi, \mathbf{m}_\pi^2, \langle \mathbf{r}_\pi^2 \rangle$												
all	2.4	0.159(12)	6.4(5)	3.0(3)	4.7(1)	7.8(6)					-5.0(10)	0.8(4)	0(3)
560 MeV	2.0	0.150(15)	6.5(6)	2.9(3)	4.6(2)	7.5(7)					-4.7(11)	1.1(5)	-3(4)
430 MeV	1.6	0.180(25)	6.4(6)	3.0(5)	4.8(3)	9.4(16)					-4.3(12)	0.2(7)	-1(4)
NNLO	$\mathbf{F}_\pi, \mathbf{m}_\pi^2, \mathbf{f}_{\pi\pi}$												
all	1.2	0.235(18)	5.9(4)	2.2(12)	4.0(6)	17.7(21)	-1.4(5)	8(4)	9(11)	-8(9)	-4.6(11)	-1.0(6)	-5(3)
560 MeV	1.1	0.212(23)	6.1(5)	4.0(14)	5.4(9)	15.3(23)	-0.9(4)	6(3)	-18(14)	11(14)	-4.8(11)	-0.8(6)	-5(3)
430 MeV	0.7	0.147(29)	6.5(8)	4.0(21)	7.7(16)	10.2(16)	-0.09(25)	0.7(13)	-40(17)	4(15)	-4.3(12)	-0.5(7)	-2(4)
NNLO	$\mathbf{F}_\pi, \mathbf{m}_\pi^2, \langle \mathbf{r}_\pi^2 \rangle$												
all	1.4	0.226(11)	5.9(4)	2.3(12)	4.2(6)	16.8(12)	-1.2(3)		6(9)	-8(8)	-4.5(11)	-0.8(5)	-5(3)
560 MeV	1.3	0.213(14)	6.1(5)	4.0(13)	5.3(8)	15.5(15)	-1.0(3)		-18(13)	11(12)	-4.9(11)	-0.9(5)	-5(3)
430 MeV	1.2	0.197(47)	6.3(9)	3.5(55)	5.9(32)	13.5(38)	-0.5(7)		-26(69)	2(83)	-4.3(12)	-0.6(6)	-3(4)

Table 6. Results from simultaneous fits to several observables based on ChPT at NLO and NNLO. Full expressions and the definitions of the coefficients r_{V_1} , r_{V_2} , r_f and r_M can be found in appendix B.

radius have good χ^2/dof , we conclude that the results make no sense. If — on the other hand — one constrains the pion decay constant to its physical value, one finds estimates for $\bar{\ell}_6$ which are actually compatible with previous results. However, such fits are not very plausible since their χ^2/dof is unacceptably large. In this situation it is not sufficient to judge the quality of a particular fit solely on the basis of χ^2/dof . Our findings then indicate that one either has to accept the complete breakdown of chiral dynamics, or that the pion mass range considered in this paper does not allow to make contact between the data for the pion form factor and the corresponding expressions of ChPT at NLO, possibly due to slow convergence. The fact that NLO ChPT describes the data for the pion decay constant well does not contradict this conclusion, since the convergence properties of ChPT are not universal and may therefore differ for a variety of quantities.

The failure of the NLO formulae to describe the data for either the form factor or the charge radius in a meaningful way is also manifest in the modelling of cutoff effects of order a^2 . For instance, the value of the coefficient α_f determined from a fit to the decay constant F_π agrees with the result from a joint fit to both F_π and m_π^2 (see the corresponding entries marked “NLO” in tables 5 and 6). When either $f_{\pi\pi}$ or $\langle r_\pi^2 \rangle$ is included into a joint NLO fit the coefficient α_f changes its sign and becomes positive. As can be clearly seen from figure 8, a positive value of α_f is incompatible with the observation that F_π increases as the lattice spacing is reduced.

To summarise: chiral Perturbation Theory at NLO fails to produce a consistent description of our lattice data for the entire set of pion observables within the mass range considered in this paper. While individual and joint fits to the pion mass and the pion decay constant lead to a coherent picture, inconsistencies arise when comparing or combining the fits with the data for the form factor or the charge radius.

4.1.2 NNLO chiral fits

From the discussion above it is clear that a consistent description of our data may be obtained either by extending the pion mass range to smaller values or by going beyond NLO in ChPT. The NNLO expressions for F_π and m_π together contain eight LECs plus two parameters associated with cutoff effects. After including $f_{\pi\pi}$ or $\langle r_\pi^2 \rangle$ the number of parameters increases to 14 and 13, respectively (cf. B). We are thus faced with the problem of having to constrain a large number of parameters with a limited set of data points. It is then not surprising that all our attempts at determining the full set of low-energy parameters were unsuccessful. We note that similar difficulties were encountered by the ETM Collaboration in their two-flavour study of the pion form factor [11]. We therefore decided to stabilise the fits by fixing two of the LECs, $\bar{\ell}_1$ and $\bar{\ell}_2$, to the values determined from $\pi\pi$ -scattering [60], i.e.

$$\bar{\ell}_1 = -0.4(5) \quad \text{and} \quad \bar{\ell}_2 = 4.3(1) . \quad (4.1)$$

In the expressions for m_π^2 , F_π and $f_{\pi\pi}$ or $\langle r_\pi^2 \rangle$ these LECs appear only at NNLO. We checked explicitly that our results do not change significantly when the central values of $\bar{\ell}_1$ and $\bar{\ell}_2$ are varied by 100%. Moreover, the uncertainties for both LECs are fully included in the

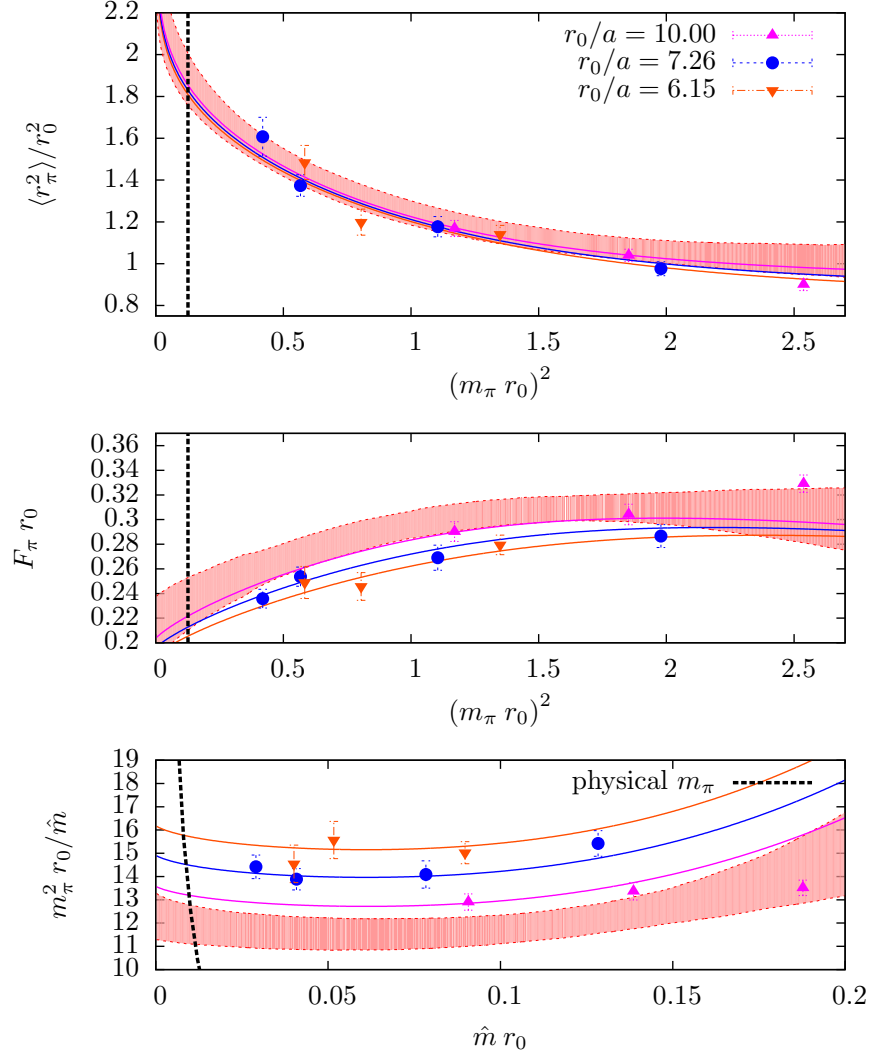


Figure 8. Results from the global fit to the data of $f_{\pi\pi}$, F_π and m_π to ChPT at NNLO with a mass cut at 560 MeV. Shown are the chiral extrapolations for $\langle r_\pi^2 \rangle$, F_π and m_π (from top to bottom). The red band represents the chiral behaviour of the quantity associated with the plot and the different solid lines are the results for the three different lattice spacings.

analysis, by employing the same procedure described in section 3.2. Even after reducing the number of free parameters we found that only the joint fits to (F_π, m_π^2) on the one hand and either $(F_\pi, m_\pi^2, f_{\pi\pi})$ or $(F_\pi, m_\pi^2, \langle r_\pi^2 \rangle)$ on the other led to stable and consistent results, which are summarised in table 6. Figures 8 and 9 show the chiral extrapolations with F_π , m_π^2 and $f_{\pi\pi}$ or $\langle r_\pi^2 \rangle$, respectively, with a mass cut at 560 MeV. The statistical uncertainty on the LECs increases noticeably as the upper mass cut is lowered and less data points are allowed to constrain the fit.

To summarise, the chiral expansion at NNLO provides a consistent description of the data for F_π , m_π^2 , $f_{\pi\pi}$ and $\langle r_\pi^2 \rangle$. At the current level of precision we do not observe severe inconsistencies like in the case of NLO fits, and thus the results of the NNLO fits appear more trustworthy.

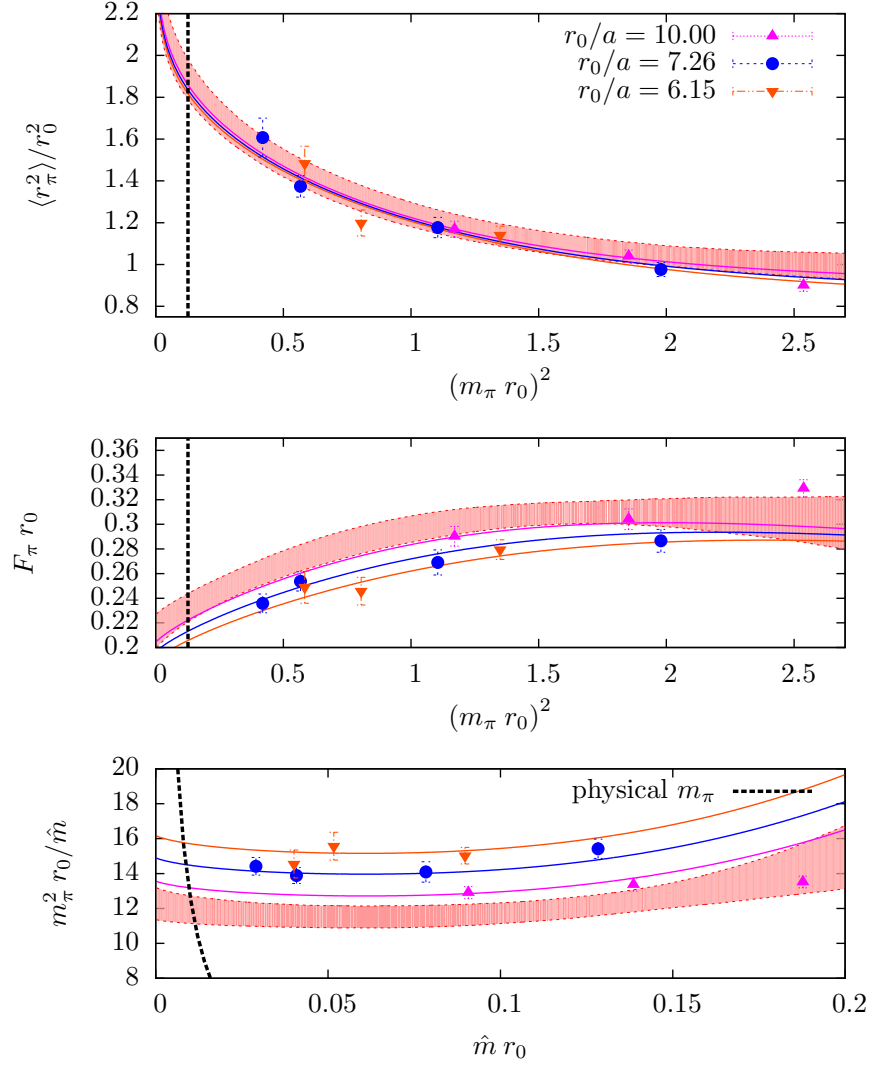


Figure 9. Results from the global fit to the data of $\langle r_\pi^2 \rangle$, F_π and m_π (from top to bottom) to ChPT at NNLO. The legend is the same as in figure 8.

4.1.3 NLO and NNLO chiral fits: final results

In general, all fits based on the NNLO formulae are of reasonable quality in terms of χ^2/dof . However, for a mass cut as low as 430 MeV the fit ceases to be meaningful, as the central values become volatile while the statistical errors increase significantly. We therefore decided to take the simultaneous fit of F_π , m_π^2 and $\langle r_\pi^2 \rangle$ at NNLO with an upper mass cut of $m_\pi^{\text{cut}} = 560$ MeV as our reference result. Successful fits to NLO expressions can only be achieved by excluding the data for the form factor or charge radius, and we regard the joint fits to F_π and m_π^2 for a mass cut of 430 MeV as our NLO reference results. Table 7 summarises our best fits based on both NLO and NNLO Chiral Perturbation Theory expressions. The LECs extracted from either NLO or NNLO are compatible. Owing to the better statistical accuracy, we take our final results for F , B , $\bar{\ell}_3$ and $\bar{\ell}_4$ obtained from NLO ChPT as our best overall estimates. The LEC $\bar{\ell}_6$ is extracted from the global NNLO fit.

		m_π^{cut}	χ^2/dof	$r_0 F$	$r_0 B$	$\bar{\ell}_3$	$\bar{\ell}_4$	$\bar{\ell}_6$
NLO	F_π, m_π^2	430 MeV	0.8	0.213(17)	6.3(5)	3.0(6)	4.7(3)	
NNLO	$F_\pi, m_\pi^2, \langle r_\pi^2 \rangle$	560 MeV	1.3	0.213(14)	6.1(5)	4.0(13)	5.3(8)	15.5(15)

Table 7. Summary of best fits with NLO and NNLO chiral perturbation theory formulae.

Order	m_π^{cut}	b_0	b_a	b_1	b_2	χ^2/dof
m_π^4	all	1.68 (9)	−1 (3)	−0.50 (10)	0.08 (3)	1.4
	560 MeV	1.77 (13)	−2 (3)	−0.67 (19)	0.15 (7)	1.4
	430 MeV	2.20 (27)	−2 (4)	−1.70 (57)	0.72 (32)	1.0
m_π^6	all	1.92 (19)	−1 (3)	−1.1 (4)	0.5 (3)	1.1
	560 MeV	2.44 (32)	−0 (3)	−2.8 (10)	2.1 (9)	0.6
	430 MeV	3.08 (87)	1 (5)	−5.3 (35)	5.0 (41)	0.9

Table 8. Results for the coefficients of the naive polynomial model for $\langle r_\pi^2 \rangle$ as defined via eq. (4.2).

4.2 Fits guided by polynomial models

All fits to the lattice data carried out so far took advantage of a firm theoretical prediction, based on chiral dynamics, for the dependence of several observables on the pion mass and momentum transfer, in terms of a common set of low-energy parameters. Nevertheless, it is interesting to study the ability of simple fit *ansätze*, for which the expansion is not constrained by symmetries, to describe the data. One such model is a simple polynomial in the square of the pion mass. Clearly, in the absence of an underlying dynamical theory which relates different observables, a global fit to, say, $\langle r_\pi^2 \rangle$, f_π and m_π^2 makes little sense. Here we only consider $\langle r_\pi^2 \rangle$ using the ansatz

$$\frac{\langle r_\pi^2 \rangle}{r_0^2} = b_0 + b_a \left(\frac{a}{r_0} \right)^2 + b_1 (r_0 m_\pi)^2 + b_2 (r_0 m_\pi)^4 + \dots, \quad (4.2)$$

where we have scaled all dimensionful quantities in units of r_0 . The results are summarised in table 8. As indicated by the value of χ^2/dof , the fits are of reasonable quality, despite the fact that, contrary to the *ansätze* used in the previous sections, no chiral logarithms are taken into account. We do, however, find an unsatisfactory dependence of the extrapolated charge radius, when the mass cut is lowered to 430 MeV. This may be ascribed to the stronger sensitivity of polynomial fits to fluctuations in the data near the physical pion mass. We note that an additional term b_3 in the fit including a m_π^6 -term is not properly determined by our data set. Figure 10 illustrates the extrapolations via polynomials for the cases of a polynomial to $\mathcal{O}(m_\pi^4)$ with all data points and also for a mass cut imposed at 560 MeV. As can be seen, both extrapolations describe the data well and yield compatible results for the whole range of pion masses.

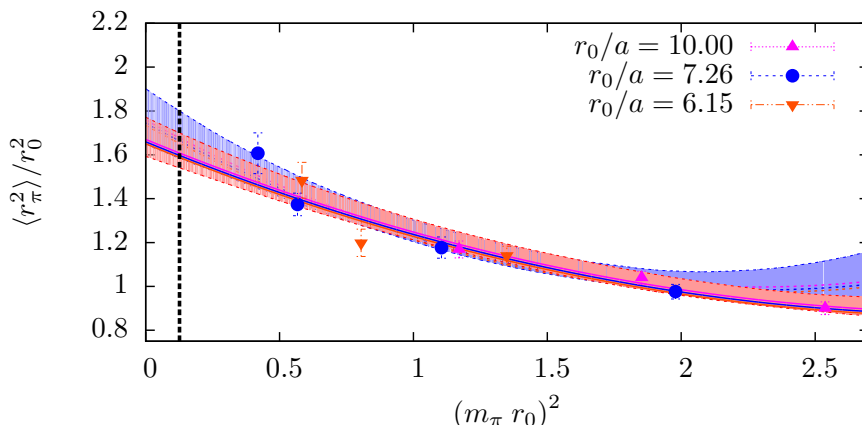


Figure 10. Result for the fit to the form in eq. (4.2) to order m_π^4 , including lattice artefacts. The red band is the result for the fit in the continuum to all data points and the blue band is the result for the fit with a mass cut of 560 MeV. The different colours emphasise different lattice spacings. The solid and dashed lines are the fit result for the different lattice spacings and all data points and the mass cut at 560 MeV, respectively. For the results at the different lattice spacings the error bars are left out for the purpose of visibility.

4.3 Results at the physical point

We can now use the fit results from the previous section to determine the pion charge radius and decay constant in the continuum limit and at the physical pion mass. The latter is understood as the mass of the charged pion in QCD, $(m_{\pi^+})^{\text{QCD}}$, i.e. with the electromagnetic contributions subtracted. Following the discussion in section 3.1 of the FLAG report [9], we find that $(m_{\pi^+})^{\text{QCD}}$ is, to a good approximation, given by the physical mass of the neutral pion, i.e.

$$(m_{\pi^+})^{\text{QCD}} \simeq m_{\pi^0} = 135 \text{ MeV}. \quad (4.3)$$

The combined chiral and continuum fits yield the values of the fit parameters in the continuum limit. Furthermore, we have corrected our input data for finite-size effects, as described in section 3.3.

The results are summarised in table 9, where we have only included those fits, for which the ratio F_π/F does not deviate from unity by more than 10% and which also have acceptable values of χ^2/dof . We find that the estimates for the physical pion decay constant and charge radius show practically no variation outside the quoted statistical errors, with the possible exception of the charge radius extracted from polynomial fits. As the mass cut is decreased to 430 MeV, the statistical accuracy of NNLO fits deteriorates.

In the following we discuss the various sources of systematic error. We note that the uncertainties of input parameters, such as renormalisation factors or the estimates for the LECs $\bar{\ell}_1$ and $\bar{\ell}_2$ were folded into the analysis.

fit		m_π^{cut}	$F_\pi r_0$	$\langle r_\pi^2 \rangle / r_0^2$
NLO	F_π	all	0.241 (14)	
NLO	F_π, m_π		0.237 (14)	
NNLO	F_π, m_π		0.241 (13)	
NNLO	$F_\pi, m_\pi, \langle r_\pi^2 \rangle$		0.240 (11)	1.85 (9)
NNLO	$F_\pi, m_\pi, f_{\pi\pi}$		0.248 (17)	1.82 (10)
poly	$\langle r_\pi^2 \rangle, \mathcal{O}(m_\pi^4)$			1.62 (8)
NLO	F_π	560 MeV	0.241 (15)	
NLO	F_π, m_π		0.233 (16)	
NNLO	F_π, m_π		0.233 (15)	
NNLO	$F_\pi, m_\pi, \langle r_\pi^2 \rangle$		0.231 (12)	1.90 (10)
NNLO	$F_\pi, m_\pi, f_{\pi\pi}$		0.231 (20)	1.90 (12)
poly	$\langle r_\pi^2 \rangle, \mathcal{O}(m_\pi^4)$			1.70 (11)
NLO	F_π	430 MeV	0.236 (15)	
NLO	F_π, m_π		0.230 (16)	
NNLO	F_π, m_π		0.235 (22)	
NNLO	$F_\pi, m_\pi, \langle r_\pi^2 \rangle$		0.219 (32)	1.89 (29)
NNLO	$F_\pi, m_\pi, f_{\pi\pi}$		0.186 (20)	2.30 (34)
poly	$\langle r_\pi^2 \rangle, \mathcal{O}(m_\pi^4)$			2.00 (21)
PDG			0.235(4)	1.79(5)

Table 9. Results for the pion decay constant and charge radius at the physical point in units of r_0 . The PDG values have been converted using $r_0 = 0.503(10)$ fm [39].

Cutoff effects. Our data are compatible with *ansätze* assuming a linear dependence on a^2 , and at the current level of precision we are not sensitive to higher-order lattice artefacts. In order to estimate the size of residual discretisation errors of order a^4 we make the following exercise. First, we note that the global fit to m_π^2 , F_π and $\langle r_\pi^2 \rangle$ with $m_\pi^{\text{cut}} = 560$ MeV suggests that the corrections of order a^2 , estimated as the difference between the continuum limit and the coarsest lattice spacing, amount to 10% for the pion decay constant and 7% for the charge radius. This is in the same ballpark than the crude estimate of $\mathcal{O}(a^2)$ lattice artefacts of $(\Lambda_{\text{QCD}} a)^2 \approx 4\%$ (where we have used $\Lambda_{\text{QCD}} \approx 500$ MeV). By the same argument one can give a rough estimate of $\mathcal{O}(a^4)$ cutoff effects, which then amounts to 0.2%. Compared to the typical statistical accuracy this error is negligible.

Finite size effects. All our ensembles satisfy $m_\pi L > 4$, which has often been considered sufficient to guarantee small effects due to the finiteness of the box size. In addition, we have corrected for finite-volume effects on the pion mass and decay constant using ChPT at NNLO and ChPT at NLO for the form factor and charge radius. We believe that the residual finite volume effects are negligible.

Chiral extrapolation. The only globally consistent extrapolation of the lattice data was achieved using NNLO chiral perturbation theory, while NLO turned out to be sufficient when fitting only F_π and m_π . We estimated the residual uncertainty due to chiral extrapolation from the spread of results obtained considering different mass cuts. For the results covered by the NLO extrapolation (i.e. F , F_π , $\bar{\ell}_3$, $\bar{\ell}_4$ and B) we used the difference between $m_\pi^{\text{cut}} = 430$ MeV and 560 MeV as the symmetric systematic error due to the chiral extrapolation. For $\langle r_\pi^2 \rangle$ and $\bar{\ell}_6$ determined via the NNLO fit we use the spread between the central value between the fit over all data and the one with an upper mass cutoff of 560 MeV.

Scale setting. The Sommer scale [46] was used to combine data obtained at different values of the lattice spacing and to convert to physical units. The absolute physical scale was set by the kaon leptonic decay constant [39], and the result for the scale is fully compatible with the independent determination using the mass of the Omega baryon [48]. The associated errors were folded into the analysis during the resampling (cf. section 3.2).

Critical slowing down. It has been known for some time that simulations of lattice QCD suffer from critical slowing down, which rapidly accelerates when approaching the continuum limit [65–67]. While promising ideas for reducing the severity of the problem in future simulations have by now been developed [68, 69], we cannot exclude the possibility that the results of this paper which are based on the ensembles at our finest lattice spacing (N3, N4 and N5) are affected. One consequence for the data analysis, the underestimation of autocorrelations and hence the underestimation of statistical errors, was studied in [67] where a procedure for estimating this effect has been devised. The limited number of measurements in the present work, however, do not allow for a similar treatment of the observables considered here. In this situation we have mimicked the effect of an underestimation of the statistical error in all results generated from ensembles N3, N4 and N5, by inflating the statistical error by a factor of two prior to all subsequent analysis. The size of the inflated error is suggested by the findings of [39, 67]. In general, the central values of the final results hardly change, and only the statistical error increases slightly. In the following we adopt this statistical error when quoting the final results but keep the central values from the analysis without the inflated error.

We now summarise our final results. Since the combined NLO fits to the pion decay constant and the pion mass are of good quality and statistical accuracy, we use it to quote final results for the bulk of the fitted low-energy parameters, imposing a mass cut of 430 MeV:

$$\begin{aligned} F_\pi &= 90(8)(2) \text{ MeV}, \quad F = 84(8)(2) \text{ MeV}, \\ F_\pi/F &= 1.080(16)(6), \quad B = 2.5(3)(1) \text{ GeV}, \\ \bar{\ell}_3 &= 3.0(7)(5), \quad \bar{\ell}_4 = 4.7(4)(1). \end{aligned} \tag{4.4}$$

Note that the low energy constant B depends on the renormalisation scheme. Here we quote the result in the $\overline{\text{MS}}$ -scheme at $\mu = 2$ GeV. Since the product of B and the current (PCAC) quark mass is scale and scheme independent, the LEC B in the $\overline{\text{MS}}$ -scheme is obtained after dividing by the renormalisation factor of the quark mass. For our chosen discretisation, this factor (0.968(20)) is easily determined using the results of refs. [39, 41].

For the pion charge radius and the LEC $\bar{\ell}_6$ we take the results from the combined NNLO-fit to the pion decay constant, the pion mass and the pion charge radius,

$$\begin{aligned}\langle r_\pi^2 \rangle &= 0.481(34)(13) \text{ fm}^2, \\ \bar{\ell}_6 &= 15.5(1.7)(1.3).\end{aligned}\tag{4.5}$$

In each case the first error is statistical and the second one is due to the chiral extrapolation, as explained above. Other systematic effects are much smaller and have therefore not been specified.

We end this section with the observation that our results for F_π/F , $\bar{\ell}_3$ and $\bar{\ell}_4$ are in very good agreement with the values listed in section 4 of the FLAG report [9]. Furthermore, we can use the well-known Gell-Mann-Oakes-Renner (GMOR) relation [70]

$$\Sigma = F^2 B, \tag{4.6}$$

which relates the LECs B and F to the quark condensate Σ . Our result for the condensate in the $\overline{\text{MS}}$ -scheme at a renormalisation scale of $\mu = 2 \text{ GeV}$ is

$$\Sigma^{1/3} = 261(13)(1) \text{ MeV}, \tag{4.7}$$

which is also in good agreement with the results listed in [9].

5 Conclusions and outlook

We have presented the first determination of the iso-vector electromagnetic form factor which does not rely on any particular model for the Q^2 -dependence of the form factor. Our study in two-flavour QCD has full control over the main systematic uncertainties, except isospin breaking effects. A crucial ingredient was the extensive use of partially twisted boundary conditions, which allowed us to achieve a high resolution of data points for the form factor close to $Q^2 = 0$, thereby enabling a model-independent determination of the charge radius.

Our data for the pion mass, decay constant, form factor and charge radius were then subjected to extensive fits to ChPT at NLO and NNLO, augmented by terms which parameterise leading lattice artefacts. While the NLO expressions failed to produce a consistent description of all observables, individual or joint fits to the data of the decay constant and mass lead to a coherent picture. This indicates a problem with the effective theory description of the form factor at NLO at least for the range of quark masses considered here. At the level of statistical precision of the lattice data achieved here the NNLO expressions on the other hand allow for a fully consistent description of all observables. The proliferation of free parameters at NNLO could be dealt with by fixing two LECs, $\bar{\ell}_1$ and $\bar{\ell}_2$, from $\pi\pi$ scattering.

The ability of ChPT to describe lattice data generally depends on the mass range considered in simulations. We note that our conclusions have been reached for pion masses between 280 and 540 MeV. It will be interesting to study whether ChPT at NLO can be successfully fitted to the data including the form factor or the charge radius, when data at or near the physical pion mass become available.

	ref.	N_f	chiral extrapolation	$\langle r_\pi^2 \rangle$ extr.	$\langle r_\pi^2 \rangle / r_0^2$	$\langle r_\pi^2 \rangle$ [fm ²]
this study		2	NNLO ChPT ($\langle r_\pi^2 \rangle, F_\pi, m_\pi$)	poly. $\mathcal{O}(q^4)$	1.90(11)	0.481(33)(13)
QCDSF	[10]	2	poly. for M_{pole}	pole	2.027(89)	0.442(19)
ETMC	[11]	2	NNLO ChPT ($\langle r_\pi^2 \rangle, F_\pi, m_\pi$)	pole		0.456(30)(24)
JLQCD/TWQCD	[13]	2	NNLO ChPT ($\langle r_\pi^2 \rangle, F_\pi, m_\pi$)	pole	1.703(96)	0.409(23)(37)
RBC/UKQCD	[12]	2+1	NLO ChPT ($f_{\pi\pi}(Q^2)$)	NLO		0.418(31)
Nguyen et al.	[14]	2+1	NNLO ChPT ($\langle r_\pi^2 \rangle, F_\pi, m_\pi$)	pole		0.441(46)
PDG	[43]	—	—	gl. av.		0.452(11)
Amendolia et al.	[57]	—	—	pole		0.439(8)
BCT	[18]	—	—	NNLO		0.437(16)

Table 10. Compilation of results for the charge radius at the physical point from lattice QCD [10–14, 28], including this study, experiment [43, 57] and ChPT to NNLO for the experimental data [18]. See also scatter plot in figure 11.

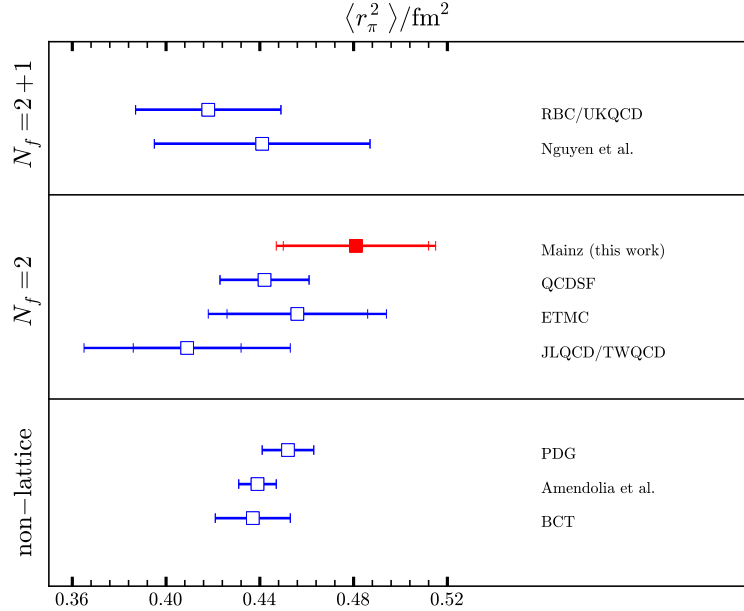


Figure 11. Comparison of results for the charge radius, cf. table 10.

In table 10 and figure 11 we compare our result for the charge radius to those from other lattice simulations, experimental determinations, as well as results from a ChPT description of experimental data. Despite the relatively good agreement between the various lattice estimates and the value quoted by the PDG [43], one observes a certain spread among the lattice results, with the result of this study at the upper end. In some cases the differences can be traced to the scale setting procedure.⁴ It is then clear that

⁴For instance, the QCDSF Collaboration quotes $r_0 = 0.467$ fm, while we take the more recent determination of ref. [39], i.e. $r_0 = 0.503(10)$ fm.

further efforts in lattice QCD are required to pin down the pion charge radius with better overall accuracy. The need for additional simulations — preferably at the physical pion mass — is further highlighted by the difficulties which we encountered in obtaining a consistent ChPT description of the data for the form factor and charge radius.

Acknowledgments

We are grateful to our colleagues within the CLS project for sharing gauge ensembles. Calculations of correlation functions were performed on the dedicated QCD platform “Wilson” at the Institute for Nuclear Physics, University of Mainz and on the QCD HPC “thqcd2” cluster at CERN. We thank Dalibor Djukanovic for technical support. This work was supported by DFG (SFB443 and SFB TR55 “Hadron Physics from Lattice QCD”) and the Research Center EMG funded by Forschungsinitiative Rheinland-Pfalz. The research leading to these results has also received funding from the European Research Council under the European Community’s Seventh Framework Programme (FP7/2007-2013) ERC grant agreement No 279757.

A Chiral perturbation theory to NNLO

For the purpose of performing a global fit to the data of m_π , f_π and $f_{\pi\pi}(Q^2)$ (or $\langle r_\pi^2 \rangle$ alternatively) we first review the formulae of chiral perturbation theory to NNLO as given in [18]. For convenience we adopt their notation and define the quantities

$$\begin{aligned} x_2 &\equiv \frac{m_\pi^2}{f_\pi^2} & m_0 &\equiv 2 B \hat{m} & \bar{q}^2 &\equiv \frac{q^2}{m_\pi^2} \\ N &\equiv 16 \pi^2 & L &\equiv \frac{1}{N} \ln \left(\frac{m_\pi^2}{\mu^2} \right) \end{aligned} \quad (\text{A.1})$$

Here μ is the renormalisation scale which we set to $\mu = m_\rho^{\text{phys}} = 0.77 \text{ GeV}$ [43] and \hat{m} is the renormalised bare quark mass. Note that a different renormalisation of \hat{m} is absorbed in a different renormalisation of the LEC B . The LECs that are scale-independent are denoted as $\bar{\ell}_i$ and are given in terms of the renormalised LECs at the physical pion mass. For these we define the related scale-dependent quantities

$$\ell_i^r \equiv \frac{\gamma_i}{2N} \left(\bar{\ell}_i + N L|_{m_\pi^{\text{phys}}} \right) \quad \text{and} \quad k_i \equiv (4 \ell_i^r - \gamma_i L) L \quad (\text{A.2})$$

which appear in the formulae. Here γ_i are the anomalous dimensions, given by

$$\gamma_1 = 1/3, \quad \gamma_2 = 2/3, \quad \gamma_3 = -1/2, \quad \gamma_4 = 2, \quad \gamma_6 = -1/3, \quad (\text{A.3})$$

and $L|_{m_\pi^{\text{phys}}}$ denotes the chiral logarithm with the physical pion mass in the numerator. We further define the functions

$$\begin{aligned}
 J(\bar{q}^2) &\equiv \frac{\sqrt{z}}{N} \ln \left(\frac{\sqrt{z}-1}{\sqrt{z}+1} \right) + \frac{2}{N} \\
 K_1(\bar{q}^2) &\equiv z h^2(\bar{q}^2) \\
 K_2(\bar{q}^2) &\equiv z^2 h^2(\bar{q}^2) - \frac{4}{N^2} \\
 K_3(\bar{q}^2) &\equiv \frac{N z}{\bar{q}^2} h^3(\bar{q}^2) + \frac{\pi^2 h(\bar{q}^2)}{N \bar{q}^2} - \frac{\pi^2}{2 N^2} \\
 K_4(\bar{q}^2) &\equiv \frac{1}{\bar{q}^2 z} \left(\frac{1}{2} K_1(\bar{q}^2) + \frac{1}{3} K_3(\bar{q}^2) + \frac{1}{N} J(\bar{q}^2) + \frac{(\pi^2 - 6) \bar{q}^2}{12 N^2} \right),
 \end{aligned} \tag{A.4}$$

with

$$z \equiv 1 - \frac{4}{\bar{q}^2} \quad \text{and} \quad h(\bar{q}^2) \equiv \frac{1}{N \sqrt{z}} \ln \left(\frac{\sqrt{z}-1}{\sqrt{z}+1} \right) \tag{A.5}$$

Using these quantities the pion mass and the pion decay constant to NNLO are given by

$$m_\pi^2 = m_0 \{ 1 + x_2 [m_\pi]_1 + x_2^2 [m_\pi]_2 \} \quad \text{and} \quad f_\pi = F \{ 1 + x_2 [f_\pi]_1 + x_2^2 [f_\pi]_2 \} \tag{A.6}$$

where

$$\begin{aligned}
 [m_\pi]_1 &\equiv 2 \ell_3^r + \frac{1}{2} L \\
 [m_\pi]_2 &\equiv \frac{1}{N} \left(\ell_1^r + 2 \ell_2^r - \frac{13}{3} L \right) + \frac{163}{96 N^2} - \frac{7}{2} k_1 - 2 k_2 - 4 (\ell_3^r)^2 + 4 \ell_3^r \ell_4^r \\
 &\quad - \frac{9}{4} k_3 + \frac{1}{4} k_4 + r_m^r \\
 [f_\pi]_1 &\equiv \ell_4^r - L \\
 [f_\pi]_2 &\equiv \frac{1}{N} \left(-\frac{1}{2} \ell_1^r - \ell_2^r + \frac{29}{12} L \right) - \frac{13}{192 N^2} + \frac{7}{4} k_1 + k_2 - 2 \ell_3^r \ell_4^r \\
 &\quad + 2 (\ell_4^r)^2 - \frac{5}{4} k_4 + r_f^r
 \end{aligned} \tag{A.7}$$

Here r_m^r and r_f^r are constants stemming from the $\mathcal{O}(p^6)$ Lagrangian after minimal subtraction and F is the pion decay constant in the chiral limit. For the form factor the expansion is written as

$$f_{\pi\pi}(\bar{q}^2) = 1 + x_2 [f_{\pi\pi}]_1 + x_2^2 \left(P_V^{(2)} + U_V^{(2)} \right). \tag{A.8}$$

Here $[f_{\pi\pi}]_1$ is given by

$$[f_{\pi\pi}]_1 \equiv \frac{1}{6} (\bar{q}^2 - 4) J(\bar{q}^2) + \bar{q}^2 \left(-\ell_6^r - \frac{1}{6} L - \frac{1}{18 N} \right) \tag{A.9}$$

and $P_V^{(2)}$ and $U_V^{(2)}$ are the polynomial and dispersive NNLO piece respectively, given by

$$\begin{aligned}
 P_V^{(2)} &= \bar{q}^4 \left[\frac{1}{12} k_1 - \frac{1}{24} k_2 + \frac{1}{24} k_6 \right. \\
 &\quad \left. + \frac{1}{9N} \left(\ell_1^r - \frac{1}{2} \ell_2^r + \frac{1}{2} \ell_6^r - \frac{1}{12} L - \frac{1}{384} - \frac{47}{192N} \right) + r_{V2}^r \right] \\
 &\quad + \bar{q}^2 \left[-\frac{1}{2} k_1 + \frac{1}{4} k_2 - \frac{1}{12} k_4 + \frac{1}{2} k_6 - \ell_4^r \left(2 \ell_6^r + \frac{1}{9N} \right) \right. \\
 &\quad \left. + \frac{23}{36} \frac{L}{N} + \frac{5}{576N} + \frac{37}{864N^2} + r_{V1}^r \right] \\
 U_V^{(2)} &= J(\bar{q}^2) \left[\frac{1}{3} \ell_1^r (-\bar{q}^4 + 4\bar{q}^2) + \frac{1}{6} \ell_2^r (\bar{q}^4 - 4\bar{q}^2) + \frac{1}{3} \ell_4^r (\bar{q}^2 - 4) \right. \\
 &\quad \left. + \frac{1}{6} \ell_6^r (-\bar{q}^4 + 4\bar{q}^2) - \frac{1}{36} L (\bar{q}^4 + 8\bar{q}^2 - 48) \right. \\
 &\quad \left. + \frac{1}{N} \left(\frac{7}{108} \bar{q}^4 - \frac{97}{108} \bar{q}^2 + \frac{3}{4} \right) \right] + \frac{1}{9} K_1(\bar{q}^2) \\
 &\quad + \frac{1}{9} K_2(\bar{q}^2) \left(\frac{1}{8} \bar{q}^4 - \bar{q}^2 + 4 \right) + \frac{1}{6} K_3(\bar{q}^2) \left(\bar{q}^2 - \frac{1}{3} \right) - \frac{5}{3} K_4(\bar{q}^2) .
 \end{aligned} \tag{A.10}$$

r_{V1}^r and r_{V2}^r are again coming from the $\mathcal{O}(p^6)$ Lagrangian.

B Reformulation of ChPT to NNLO for global fits

For the intended fits as discussed in section 4 it is necessary to reorganize the chiral expansion, since the right hand sides depend on m_π and f_π themselves. In this appendix we describe the necessary replacements and list the results.

B.1 Conventions and necessary replacements

For the fits including $f_{\pi\pi}(Q^2)$ it is convenient to define the new fit parameter

$$\tilde{\ell} \equiv \ell_1^r - \frac{1}{2} \ell_2^r \tag{B.1}$$

which replaces the fit parameters ℓ_1^r and ℓ_2^r completely in eq. (A.10). We also use $\tilde{\ell}$ instead ℓ_2^r in m_π^2 and f_π to have a consistent set of fit parameters.

To make the fit formulae self-consistent we have to replace m_π and f_π in each formula with the expressions in eq. (A.6) and keep all terms to $\mathcal{O}(x_2^2)$. In practice this means we have to replace m_π and f_π with its NLO expressions in each NLO term. In the course of this replacement the parameters

$$x_2, \quad L, \quad \bar{q}^2, \quad \text{and} \quad J(\bar{q}^2) \tag{B.2}$$

are modified. In the results similar parameters appear with the first order parameters m_0 and F instead of m_π^2 and f_π . We thus define:

$$\begin{aligned}\hat{x}_2 &\equiv \frac{m_0}{F^2} ; & \hat{q}^2 &\equiv \frac{q^2}{m_0} ; \\ \hat{L} &\equiv \frac{1}{N} \ln \left(\frac{m_0}{\mu^2} \right) ; & \hat{\ell}_i^r &\equiv \frac{\gamma_i}{2N} \left(\bar{\ell}_i + N \hat{L} \right) ; \\ \hat{k}_i &\equiv \left(4 \hat{\ell}_i^r - \gamma_i \hat{L} \right) \hat{L} ; & \hat{z} &\equiv 1 - \frac{4}{\hat{q}^2} .\end{aligned}\tag{B.3}$$

As shorthand notation we further define

$$\Delta_m \equiv 2 \hat{\ell}_3^r + \frac{1}{2} \hat{L} \quad \text{and} \quad \Delta_f \equiv \hat{\ell}_4^r - \hat{L} .\tag{B.4}$$

This is convenient, since in the following one just has to set Δ_m and Δ_f to zero to obtain the NNLO formulae of the previous appendix.

Most of the replacements are straight-forward. The only more complicated replacement is the one for the function $J(\bar{q}^2)$, since it is a non-trivial function of z . We write the result as

$$J(\bar{q}^2) = J(\hat{q}^2) - \hat{x}_2 \frac{\Delta_m}{\hat{q}^2 - 4} \left(2 J(\hat{q}^2) - \frac{\hat{q}^2}{N} \right) .\tag{B.5}$$

B.2 Reformulated formulae

We now list the reformulated formulae for m_π^2 , f_π and $f_{\pi\pi}(Q^2)$. The pion mass is given by

$$m_\pi^2 = m_0 \left\{ 1 + \hat{x}_2 [m_\pi]_1 + \hat{x}_2^2 \left([m_\pi]_2 + \Delta_m [\Delta_m - 2 \Delta_f] + \frac{\Delta_m}{2N} \right) \right\} ,\tag{B.6}$$

where $[m_\pi]_1$ and $[m_\pi]_2$ are defined as in eq. (A.7) with every quantity replaced by its modified version from eq. (B.3). Similarly the modified ChPT expression for the pion decay constant is

$$f_\pi = F \left\{ 1 + \hat{x}_2 [f_\pi]_1 + \hat{x}_2^2 \left([f_\pi]_2 + \Delta_f [\Delta_m - 2 \Delta_f] - \frac{\Delta_m}{N} \right) \right\} ,\tag{B.7}$$

where again the replacements in $[f_\pi]_1$ and $[f_\pi]_2$ are implied. For $f_{\pi\pi}(\hat{q}^2)$ we obtain

$$\begin{aligned}f_{\pi\pi}(\bar{q}^2) &= 1 + \hat{x}_2 [f_{\pi\pi}]_1 + \hat{x}_2^2 \left(P_V^{(2)} + U_V^{(2)} \right) \\ &\quad + \hat{x}_2^2 \left[-\Delta_m J(\hat{q}^2) - 2 \Delta_f \left(\frac{1}{6} (\hat{q}^2 - 4) J(\hat{q}^2) - \hat{q}^2 \left[\hat{\ell}_6^r + \frac{1}{6} \hat{L} + \frac{1}{18N} \right] \right) \right]\end{aligned}\tag{B.8}$$

with implied replacements in $[f_{\pi\pi}]_1$, $P_V^{(2)}$ and $U_V^{(2)}$.

For the pion charge radius as defined in eq. (2.2) the results above yield

$$\langle r_\pi^2 \rangle = \frac{1}{m_0} \left\{ \hat{x}_2 [\langle r_\pi^2 \rangle]_1 + \hat{x}_2^2 \left([\langle r_\pi^2 \rangle]_2 - 2 \Delta_f [\langle r_\pi^2 \rangle]_1 - \frac{\Delta_m}{N} \right) \right\}\tag{B.9}$$

where $[\langle r_\pi^2 \rangle]_1$ is the NLO part as given in [18],

$$[\langle r_\pi^2 \rangle]_1 = - \left(6 \hat{\ell}_6^r + \hat{L} + \frac{1}{N} \right) ,\tag{B.10}$$

and $[\langle r_\pi^2 \rangle]_2$ the usual NNLO part,

$$[\langle r_\pi^2 \rangle]_2 = -12\hat{L}\tilde{\ell} - \frac{1}{2}k_4 + 3k_6 - 12\hat{\ell}_4^r\hat{\ell}_6^r + \frac{1}{N} \left(-2\hat{\ell}_4^r + \frac{31}{6}\hat{L} + \frac{13}{192} - \frac{181}{48N} \right) + 6r_{V1}^r. \quad (\text{B.11})$$

Note, that the results discussed above are in agreement with the ones listed in [11].

B.3 Inclusion of lattice artefacts

Since the data indicates the presence of residual lattice artefacts it is desirable to include these effects in the chiral extrapolation. To this end we extend the formulae from the last section of the appendix used for the global fits to the more general form:

$$\left(m_\pi \left[1 + \alpha_m \frac{a^2}{r_0^2} \right] \right)^2 = (\text{B.6}) ; \quad (\text{B.12})$$

$$f_\pi = (\text{B.7}) + \alpha_f \frac{a^2}{r_0^2} ; \quad (\text{B.13})$$

$$f_{\pi\pi}(\hat{q}^2) = (\text{B.8}) + \alpha_r \frac{a^2}{r_0^2} \frac{m_0 \hat{q}^2}{6} + \alpha_r^{(2)} \frac{a^2}{r_0^2} \frac{m_0^2 \hat{q}^4}{6} ; \quad (\text{B.14})$$

$$\langle r_\pi^2 \rangle = (\text{B.9}) + \alpha_r \frac{a^2}{r_0^2} . \quad (\text{B.15})$$

Note that for m_π the lattice artefacts are expected to be of $\mathcal{O}(a^2)$ for the mass itself and thus should be included on the left hand side. For the form factor additional discretisation effects can appear that are proportional to $a^2 Q^{2n}$ with $n = 3, \dots, \infty$. However, they will be negligible for the range of momentum transfers considered in this study (see the discussion in section 3.3).

References

- [1] M. Hasenbusch, *Speeding up the hybrid Monte Carlo algorithm for dynamical fermions*, *Phys. Lett. B* **519** (2001) 177 [[hep-lat/0107019](#)] [[INSPIRE](#)].
- [2] M. Lüscher, *Schwarz-preconditioned HMC algorithm for two-flavour lattice QCD*, *Comput. Phys. Commun.* **165** (2005) 199 [[hep-lat/0409106](#)] [[INSPIRE](#)].
- [3] C. Urbach, K. Jansen, A. Shindler and U. Wenger, *HMC algorithm with multiple time scale integration and mass preconditioning*, *Comput. Phys. Commun.* **174** (2006) 87 [[hep-lat/0506011](#)] [[INSPIRE](#)].
- [4] M. Clark and A. Kennedy, *Accelerating dynamical fermion computations using the rational hybrid Monte Carlo (RHMC) algorithm with multiple pseudofermion fields*, *Phys. Rev. Lett.* **98** (2007) 051601 [[hep-lat/0608015](#)] [[INSPIRE](#)].
- [5] M. Lüscher, *Local coherence and deflation of the low quark modes in lattice QCD*, *JHEP* **07** (2007) 081 [[arXiv:0706.2298](#)] [[INSPIRE](#)].
- [6] M. Lüscher, *Deflation acceleration of lattice QCD simulations*, *JHEP* **12** (2007) 011 [[arXiv:0710.5417](#)] [[INSPIRE](#)].
- [7] M. Lüscher and F. Palombi, *Fluctuations and reweighting of the quark determinant on large lattices*, *PoS(LATTICE 2008)049* [[arXiv:0810.0946](#)] [[INSPIRE](#)].

- [8] M. Marinkovic and S. Schaefer, *Comparison of the mass preconditioned HMC and the DD-HMC algorithm for two-flavour QCD*, [PoS\(LATTICE 2010\)031](#) [[arXiv:1011.0911](#)] [[INSPIRE](#)].
- [9] G. Colangelo et al., *Review of lattice results concerning low energy particle physics*, [Eur. Phys. J. C](#) **71** (2011) 1695 [[arXiv:1011.4408](#)] [[INSPIRE](#)].
- [10] QCDSF/UKQCD collaboration, D. Brömmel et al., *The Pion form-factor from lattice QCD with two dynamical flavours*, [Eur. Phys. J. C](#) **51** (2007) 335 [[hep-lat/0608021](#)] [[INSPIRE](#)].
- [11] ETM collaboration, R. Frezzotti, V. Lubicz and S. Simula, *Electromagnetic form factor of the pion from twisted-mass lattice QCD at $N(f) = 2$* , [Phys. Rev. D](#) **79** (2009) 074506 [[arXiv:0812.4042](#)] [[INSPIRE](#)].
- [12] P. Boyle et al., *The Pion's electromagnetic form-factor at small momentum transfer in full lattice QCD*, [JHEP](#) **07** (2008) 112 [[arXiv:0804.3971](#)] [[INSPIRE](#)].
- [13] JLQCD COLLABORATION, TWQCD collaboration, S. Aoki et al., *Pion form factors from two-flavor lattice QCD with exact chiral symmetry*, [Phys. Rev. D](#) **80** (2009) 034508 [[arXiv:0905.2465](#)] [[INSPIRE](#)].
- [14] O.H. Nguyen, K.-I. Ishikawa, A. Ukawa and N. Ukita, *Electromagnetic form factor of pion from $N_f = 2 + 1$ dynamical flavor QCD*, [JHEP](#) **04** (2011) 122 [[arXiv:1102.3652](#)] [[INSPIRE](#)].
- [15] B.B. Brandt, A. Jüttner and H. Wittig, *Calculation of the pion electromagnetic form factor from lattice QCD*, [arXiv:1109.0196](#) [[INSPIRE](#)].
- [16] J. Gasser and H. Leutwyler, *Chiral Perturbation Theory: Expansions in the Mass of the Strange Quark*, [Nucl. Phys. B](#) **250** (1985) 465 [[INSPIRE](#)].
- [17] J. Gasser and H. Leutwyler, *Low-Energy Expansion of Meson Form-Factors*, [Nucl. Phys. B](#) **250** (1985) 517 [[INSPIRE](#)].
- [18] J. Bijnens, G. Colangelo and P. Talavera, *The vector and scalar form-factors of the pion to two loops*, [JHEP](#) **05** (1998) 014 [[hep-ph/9805389](#)] [[INSPIRE](#)].
- [19] J. Bijnens and P. Talavera, *Pion and kaon electromagnetic form-factors*, [JHEP](#) **03** (2002) 046 [[hep-ph/0203049](#)] [[INSPIRE](#)].
- [20] C. Aubin and T. Blum, *Calculating the hadronic vacuum polarization and leading hadronic contribution to the muon anomalous magnetic moment with improved staggered quarks*, [Phys. Rev. D](#) **75** (2007) 114502 [[hep-lat/0608011](#)] [[INSPIRE](#)].
- [21] X. Feng, K. Jansen, M. Petschlies and D.B. Renner, *Two-flavor QCD correction to lepton magnetic moments at leading-order in the electromagnetic coupling*, [Phys. Rev. Lett.](#) **107** (2011) 081802 [[arXiv:1103.4818](#)] [[INSPIRE](#)].
- [22] P. Boyle, L. Del Debbio, E. Kerrane and J. Zanotti, *Lattice Determination of the Hadronic Contribution to the Muon $g - 2$ using Dynamical Domain Wall Fermions*, [Phys. Rev. D](#) **85** (2012) 074504 [[arXiv:1107.1497](#)] [[INSPIRE](#)].
- [23] M. Della Morte and A. Jüttner, *Quark disconnected diagrams in chiral perturbation theory*, [JHEP](#) **11** (2010) 154 [[arXiv:1009.3783](#)] [[INSPIRE](#)].
- [24] M. Della Morte, B. Jäger, A. Jüttner and H. Wittig, *Towards a precise lattice determination of the leading hadronic contribution to $(g - 2)_\mu$* , [JHEP](#) **03** (2012) 055 [[arXiv:1112.2894](#)] [[INSPIRE](#)].

- [25] P.F. Bedaque, *Aharonov-Bohm effect and nucleon nucleon phase shifts on the lattice*, *Phys. Lett. B* **593** (2004) 82 [[nucl-th/0402051](#)] [[INSPIRE](#)].
- [26] G. de Divitiis, R. Petronzio and N. Tantalo, *On the discretization of physical momenta in lattice QCD*, *Phys. Lett. B* **595** (2004) 408 [[hep-lat/0405002](#)] [[INSPIRE](#)].
- [27] C. Sachrajda and G. Villadoro, *Twisted boundary conditions in lattice simulations*, *Phys. Lett. B* **609** (2005) 73 [[hep-lat/0411033](#)] [[INSPIRE](#)].
- [28] P. Boyle, J. Flynn, A. Jüttner, C. Sachrajda and J. Zanotti, *Hadronic form factors in Lattice QCD at small and vanishing momentum transfer*, *JHEP* **05** (2007) 016 [[hep-lat/0703005](#)] [[INSPIRE](#)].
- [29] B.B. Brandt et al., *Wilson fermions at fine lattice spacings: scale setting, pion form factors and $(g-2)_\mu$* , *PoS(LATTICE 2010)164* [[arXiv:1010.2390](#)] [[INSPIRE](#)].
- [30] B. Brandt et al., *Form factors in lattice QCD*, *Eur. Phys. J. ST* **198** (2011) 79 [[arXiv:1106.1554](#)] [[INSPIRE](#)].
- [31] B.B. Brandt, A. Jüttner and H. Wittig, *The electromagnetic form factor of the pion in two-flavour lattice QCD*, *PoS(Confinement X)112* [[arXiv:1301.3513](#)] [[INSPIRE](#)].
- [32] UKQCD collaboration, J. Flynn, A. Jüttner and C. Sachrajda, *A numerical study of partially twisted boundary conditions*, *Phys. Lett. B* **632** (2006) 313 [[hep-lat/0506016](#)] [[INSPIRE](#)].
- [33] K.G. Wilson, *Confinement of Quarks*, *Phys. Rev. D* **10** (1974) 2445 [[INSPIRE](#)].
- [34] ALPHA collaboration, K. Jansen and R. Sommer, *$O(a)$ improvement of lattice QCD with two flavors of Wilson quarks*, *Nucl. Phys. B* **530** (1998) 185 [Erratum *ibid.* **B 643** (2002) 517-518] [[hep-lat/9803017](#)] [[INSPIRE](#)].
- [35] M. Lüscher, S. Sint, R. Sommer and P. Weisz, *Chiral symmetry and $O(a)$ improvement in lattice QCD*, *Nucl. Phys. B* **478** (1996) 365 [[hep-lat/9605038](#)] [[INSPIRE](#)].
- [36] M. Della Morte, R. Hoffmann and R. Sommer, *Non-perturbative improvement of the axial current for dynamical Wilson fermions*, *JHEP* **03** (2005) 029 [[hep-lat/0503003](#)] [[INSPIRE](#)].
- [37] S. Sint and P. Weisz, *Further one loop results in $O(a)$ improved lattice QCD*, *Nucl. Phys. Proc. Suppl.* **63** (1998) 856 [[hep-lat/9709096](#)] [[INSPIRE](#)].
- [38] P. Fritzsch, J. Heitger and N. Tantalo, *Non-perturbative improvement of quark mass renormalization in two-flavour lattice QCD*, *JHEP* **08** (2010) 074 [[arXiv:1004.3978](#)] [[INSPIRE](#)].
- [39] P. Fritzsch et al., *The strange quark mass and Lambda parameter of two flavor QCD*, *Nucl. Phys. B* **865** (2012) 397 [[arXiv:1205.5380](#)] [[INSPIRE](#)].
- [40] M. Della Morte, R. Sommer and S. Takeda, *On cutoff effects in lattice QCD from short to long distances*, *Phys. Lett. B* **672** (2009) 407 [[arXiv:0807.1120](#)] [[INSPIRE](#)].
- [41] ALPHA collaboration, *Non-perturbative quark mass renormalization in two-flavor QCD*, *Nucl. Phys. B* **729** (2005) 117 [[hep-lat/0507035](#)] [[INSPIRE](#)].
- [42] L. Del Debbio, L. Giusti, M. Lüscher, R. Petronzio and N. Tantalo, *QCD with light Wilson quarks on fine lattices. II. DD-HMC simulations and data analysis*, *JHEP* **02** (2007) 082 [[hep-lat/0701009](#)] [[INSPIRE](#)].
- [43] PARTICLE DATA GROUP collaboration, *Review of particle physics*, *J. Phys. G* **37** (2010) 075021 [[INSPIRE](#)].

- [44] J. Bulava, M. Donnellan and R. Sommer, *On the computation of hadron-to-hadron transition matrix elements in lattice QCD*, *JHEP* **01** (2012) 140 [[arXiv:1108.3774](#)] [[INSPIRE](#)].
- [45] S. Capitani et al., *The nucleon axial charge from lattice QCD with controlled errors*, *Phys. Rev. D* **86** (2012) 074502 [[arXiv:1205.0180](#)] [[INSPIRE](#)].
- [46] R. Sommer, *A new way to set the energy scale in lattice gauge theories and its applications to the static force and α_s in SU(2) Yang-Mills theory*, *Nucl. Phys. B* **411** (1994) 839 [[hep-lat/9310022](#)] [[INSPIRE](#)].
- [47] ALPHA collaboration, B. Leder and F. Knechtli, *Scale r_0 and the static potential from the CLS lattices*, *PoS(LATTICE 2010)233* [[arXiv:1012.1141](#)] [[INSPIRE](#)].
- [48] S. Capitani, M. Della Morte, G. von Hippel, B. Knippschild and H. Wittig, *Scale setting via the Ω baryon mass*, *PoS(LATTICE 2011)145* [[arXiv:1110.6365](#)] [[INSPIRE](#)].
- [49] UKQCD collaboration, M. Foster and C. Michael, *Quark mass dependence of hadron masses from lattice QCD*, *Phys. Rev. D* **59** (1999) 074503 [[hep-lat/9810021](#)] [[INSPIRE](#)].
- [50] UKQCD collaboration, C. McNeile and C. Michael, *Decay width of light quark hybrid meson from the lattice*, *Phys. Rev. D* **73** (2006) 074506 [[hep-lat/0603007](#)] [[INSPIRE](#)].
- [51] P. Boyle, A. Jüttner, C. Kelly and R. Kenway, *Use of stochastic sources for the lattice determination of light quark physics*, *JHEP* **08** (2008) 086 [[arXiv:0804.1501](#)] [[INSPIRE](#)].
- [52] E. Endress, A. Jüttner and H. Wittig, *On the efficiency of stochastic volume sources for the determination of light meson masses*, [arXiv:1111.5988](#) [[INSPIRE](#)].
- [53] RBC-UKQCD collaboration, P. Boyle et al., *$K \rightarrow \pi$ form factors with reduced model dependence*, *Eur. Phys. J. C* **69** (2010) 159 [[arXiv:1004.0886](#)] [[INSPIRE](#)].
- [54] B. Efron, *Bootstrap methods: another look at the jackknife*, *Ann. Statist.* **7** (1979) 1.
- [55] C. Michael, *Fitting correlated data*, *Phys. Rev. D* **49** (1994) 2616 [[hep-lat/9310026](#)] [[INSPIRE](#)].
- [56] F.-J. Jiang and B. Tiburzi, *Flavor twisted boundary conditions, pion momentum and the pion electromagnetic form-factor*, *Phys. Lett. B* **645** (2007) 314 [[hep-lat/0610103](#)] [[INSPIRE](#)].
- [57] NA7 collaboration, S. Amendolia et al., *A Measurement of the Space-Like Pion Electromagnetic Form-Factor*, *Nucl. Phys. B* **277** (1986) 168 [[INSPIRE](#)].
- [58] G. Colangelo, S. Dürr and C. Haefeli, *Finite volume effects for meson masses and decay constants*, *Nucl. Phys. B* **721** (2005) 136 [[hep-lat/0503014](#)] [[INSPIRE](#)].
- [59] F.-J. Jiang and B.C. Tiburzi, *Flavor Twisted Boundary Conditions in the Breit Frame*, *Phys. Rev. D* **78** (2008) 037501 [[arXiv:0806.4371](#)] [[INSPIRE](#)].
- [60] G. Colangelo, J. Gasser and H. Leutwyler, *$\pi\pi$ scattering*, *Nucl. Phys. B* **603** (2001) 125 [[hep-ph/0103088](#)] [[INSPIRE](#)].
- [61] J. Gasser and H. Leutwyler, *Chiral Perturbation Theory to One Loop*, *Annals Phys.* **158** (1984) 142 [[INSPIRE](#)].
- [62] U. Burgi, *Charged pion pair production and pion polarizabilities to two loops*, *Nucl. Phys. B* **479** (1996) 392 [[hep-ph/9602429](#)] [[INSPIRE](#)].
- [63] U. Burgi, *Charged pion polarizabilities to two loops*, *Phys. Lett. B* **377** (1996) 147 [[hep-ph/9602421](#)] [[INSPIRE](#)].

- [64] J. Bijnens, G. Colangelo, G. Ecker, J. Gasser and M. Sainio, *Pion pion scattering at low-energy*, *Nucl. Phys. B* **508** (1997) 263 [*Erratum ibid.* **B 517** (1998) 639] [[hep-ph/9707291](#)] [[INSPIRE](#)].
- [65] L. Del Debbio, H. Panagopoulos and E. Vicari, *θ dependence of $SU(N)$ gauge theories*, *JHEP* **08** (2002) 044 [[hep-th/0204125](#)] [[INSPIRE](#)].
- [66] S. Schaefer, R. Sommer and F. Virota, *Investigating the critical slowing down of QCD simulations*, *PoS(LAT2009)032* [[arXiv:0910.1465](#)] [[INSPIRE](#)].
- [67] ALPHA collaboration, S. Schaefer, R. Sommer and F. Virota, *Critical slowing down and error analysis in lattice QCD simulations*, *Nucl. Phys. B* **845** (2011) 93 [[arXiv:1009.5228](#)] [[INSPIRE](#)].
- [68] M. Lüscher and S. Schaefer, *Lattice QCD without topology barriers*, *JHEP* **07** (2011) 036 [[arXiv:1105.4749](#)] [[INSPIRE](#)].
- [69] M. Lüscher and S. Schaefer, *Lattice QCD with open boundary conditions and twisted-mass reweighting*, *Comput. Phys. Commun.* **184** (2013) 519 [[arXiv:1206.2809](#)] [[INSPIRE](#)].
- [70] M. Gell-Mann, R. Oakes and B. Renner, *Behavior of current divergences under $SU(3) \times SU(3)$* , *Phys. Rev.* **175** (1968) 2195 [[INSPIRE](#)].