



## RESEARCH LETTER

10.1002/2017GL073191

## Key Points:

- Dominance of impact effects that are generated by asteroid impacts for every impactor diameter in the range of 0–400 m
- Average casualty count estimation for impactors in the diameter range of 0–400 m
- Impactors over land are an order of magnitude more harmful than over water despite the generation of tsunamis

## Supporting Information:

- Supporting Information S1
- Figure S1

## Correspondence to:

C. M. Rumpf,  
C.Rumpf@soton.ac.uk

## Citation:

Rumpf, C. M., H. G. Lewis, and P. M. Atkinson (2017), Asteroid impact effects and their immediate hazards for human populations, *Geophys. Res. Lett.*, *44*, 3433–3440, doi:10.1002/2017GL073191.

Received 30 DEC 2016

Accepted 19 MAR 2017

Accepted article online 23 MAR 2017

Published online 19 APR 2017

## Asteroid impact effects and their immediate hazards for human populations

Clemens M. Rumpf<sup>1</sup> , Hugh G. Lewis<sup>1</sup> , and Peter M. Atkinson<sup>2,3,4</sup> 

<sup>1</sup>Engineering and the Environment, University of Southampton, Southampton, UK, <sup>2</sup>Faculty of Science and Technology, Lancaster University, Lancaster, UK, <sup>3</sup>Geography and Environment, University of Southampton, Southampton, UK, <sup>4</sup>School of Geography, Archaeology and Palaeoecology, Queen's University Belfast, Belfast, UK

**Abstract** A set of 50,000 artificial Earth impacting asteroids was used to obtain, for the first time, information about the dominance of individual impact effects such as wind blast, overpressure shock, thermal radiation, cratering, seismic shaking, ejecta deposition, and tsunami for the loss of human life during an impact event for impactor sizes between 15 and 400 m and how the dominance of impact effects changes over size. Information about the dominance of each impact effect can enable disaster managers to plan for the most relevant effects in the event of an asteroid impact. Furthermore, the analysis of average casualty numbers per impactor shows that there is a significant difference in expected loss for airburst and surface impacts and that the average impact over land is an order of magnitude more dangerous than one over water.

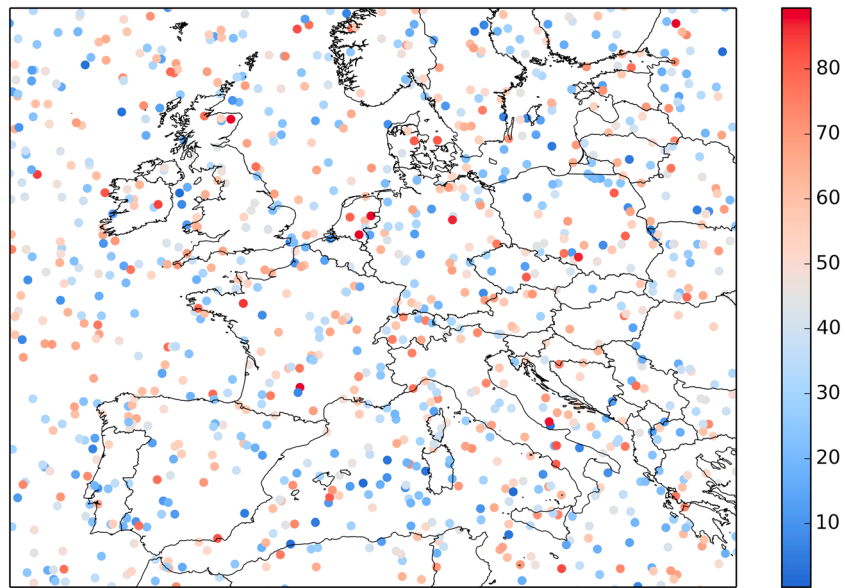
**Plain Language Summary** The impacts of 50,000 asteroids have been simulated all over the Earth, and this analysis gave new insights into the asteroid impact hazard. The expected number of casualties for an impactor of a given size has been determined. Furthermore, it was analyzed which of the resulting impact effects are most dominant for the human population. This research increases our understanding of the asteroid impact hazard and how to prepare to it. A surprising result was that tsunamis are less of a threat than generally assumed in the literature. The analysis is valid for asteroids up to 400 m in diameter, and these asteroids collide with Earth more often than larger asteroids, increasing this research's relevance.

### 1. Introduction

What are the consequences of an asteroid impact for the human population? This question is a significant driver for today's research activities that address the threat of asteroids that collide with Earth [Ailor *et al.*, 2013]. Asteroid impacts produce an array of impact effects that can harm human populations. A list of seven such impact effects is recognized and described in *Hills and Goda* [1993] and *Collins et al.* [2005]. They are wind blast, overpressure shock, thermal radiation, cratering, seismic shaking, ejecta deposition, and tsunami. The present work quantifies the contributions of each of these effects to overall losses due to an asteroid impact of a given size in a global setting.

Considerable work is available in the literature which addresses overall casualty numbers of asteroid impacts [Stokes *et al.*, 2003; Harris, 2008; National Research Council, 2010; Boslough, 2013a; Reinhardt *et al.*, 2016]. Previous work has compared the loss of human life for impactors over land and water masses [Stokes *et al.*, 2003; National Research Council, 2010], and these studies are currently being updated with an increased focus on individual impact effects [Register *et al.*, 2017; Mathias *et al.*, 2017]. Additional work has focused on the loss quantification of single impact effects such as tsunamis [Chesley and Ward, 2006] facilitating limited insight into the quantification of relative impact effect dominance. The focus of the present work is comparing the contribution (dominance) of the seven impact effects to overall losses and thereby providing a nuanced view of impact effect dominance.

To estimate loss of human life due to an asteroid impact, the severity of each impact effect needs to be calculated based on input parameters such as impactor size, impactor density, impact speed, and impact angle. A suite of analytical impact effect models is provided in *Collins et al.* [2005], and it enables estimation of impact effect severity as a function of distance from the impact site (except for tsunamis). The literature provides examples for numerical codes that typically model few effects each in great detail [Boslough and Crawford, 2008; Wünnemann *et al.*, 2010; Gíslar *et al.*, 2011; Collins *et al.*, 2012]. However, the high impactor count simulations performed here prohibited the use of numerically intensive codes. A suitable tsunami propagation model is presented in *Rumpf et al.* [2017], which utilizes ray tracing to determine affected



**Figure 1.** Spatial visualisation of the realized set of impact locations over Western Europe. The color of the markers reflects the impact angle in degrees where  $90^\circ$  is a vertical impact.

coastlines on the global map depending on the impact location and calculates local coastal inundation based on bathymetry as well as topography data [Patterson and U.S. National Park Service, 2015].

Here the impact effects were propagated away from the impact location and across the local population utilizing global population data on a  $2.5' \times 2.5'$  grid from 2015 [Consortium for International Earth Science Information et al., 2005] to determine the number of affected people. The vulnerability of the affected population declines with increasing distance from the impact site as effect severity attenuates with distance. The vulnerability models used to determine local mortality and, thus, overall casualties, are described in Rumpf et al. [2017]. Instead of propagating impact effects directly, a radius of destruction for each impact effect was estimated in Stokes et al. [2003] and National Research Council [2010] based on work in Hills and Goda [1993]. Because global averages were of interest, simplifications regarding the population distribution were used in Chesley and Ward [2006], Stokes et al. [2003], and National Research Council [2010] by relying on statistical population numbers in coastal areas and by using the average land population density, respectively.

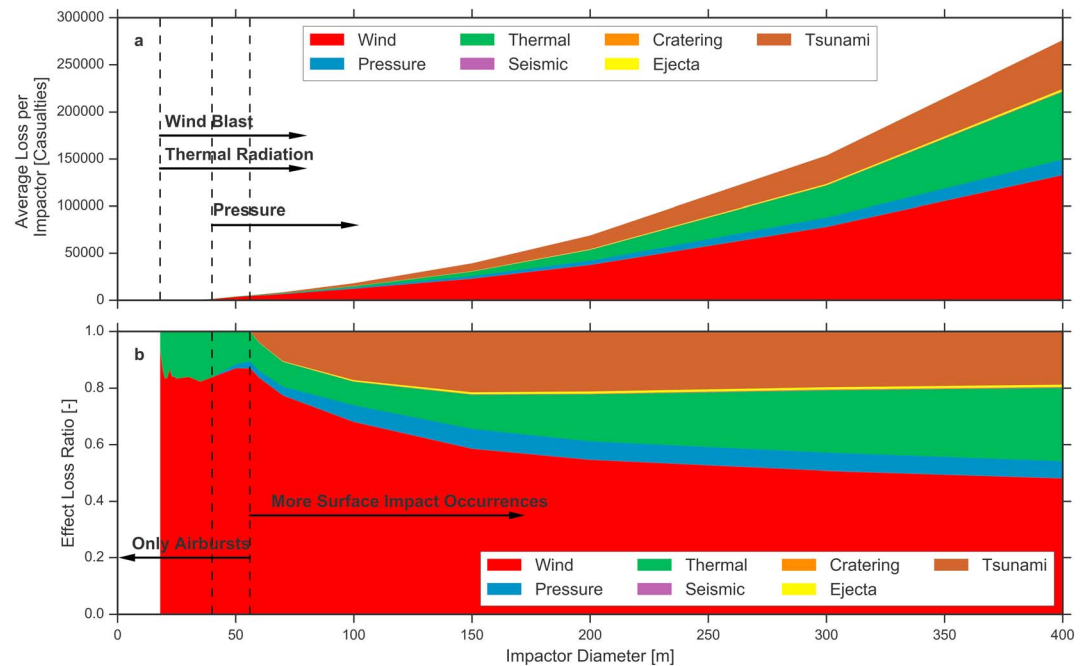
A large sample of artificial impactors was used in conjunction with the “Asteroid Risk Mitigation Optimization and Research” (ARMOR) tool [Rumpf et al., 2016a, 2016b, 2017] to estimate the dominance of each impact effect and to produce results about the total loss potential of impactors in a global impact scenario as well as in impact scenarios over land and water masses. The impact scenarios covered the possible variations of impact speed and impact angle (see supporting information 1.1).

## 2. The Impactor Sample

Based on the distributions for impact location, speed, and angle derived in the supporting information, an artificial impactor sample covering the globe and counting 50,000 impactors was randomly generated. To illustrate the spatial impact density, Figure 1 shows the sample’s impact locations over Europe, and the color coding indicates randomly assigned impact angles. The method yielded 35,984 impactors, or 71.97% of the sample, that descended over water mirroring that 71% of the Earth’s surface is covered with water. The sample of impactors was used to assess the dominance of individual impact effects for the population of Earth.

## 3. Findings

The dominance of asteroid impact effects was calculated, first, for a global impact scenario and, subsequently, for impacts over land and water masses separately. In the following figures, the total number of



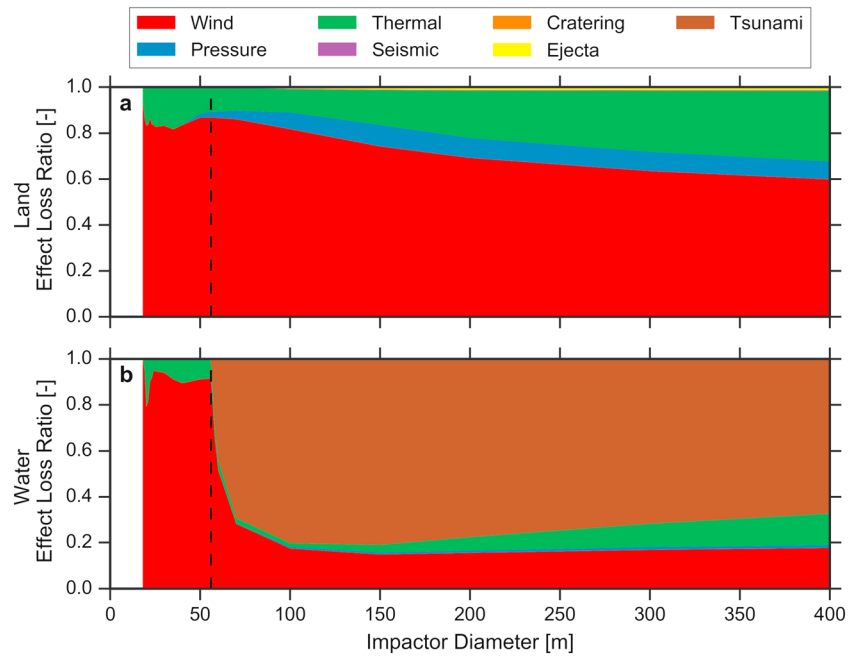
**Figure 2.** (a) Increase in average casualties per impactor size and the increasing contribution by each impact effect. First casualties due to wind blast and thermal radiation occurred at 18 m. Impactors of 40 m produced the first pressure losses, and first surface impacts were recorded for impactors larger than 56 m. (b) Impact effect dominance distribution over the asteroid size range up to 400 m.

casualties recorded in each simulation run was divided by the sample size to obtain the average number of casualties per impactor.

The asteroid population exhibits a range of densities between  $1000$  and  $8000 \text{ kg m}^{-3}$ ; however, about 80% of asteroids have a density between  $1500$  and  $3500 \text{ kg m}^{-3}$  [Zellner, 1979; Britt, 2014; Hanus et al., 2016]. Asteroid density can influence impact consequences significantly [Hills and Goda, 1993], and an asteroid density of  $3100 \text{ kg m}^{-3}$  was assigned to the sample. The results are thus representative for this density value and provide a bench mark when considering density variations.

The results presented in Figure 2 show that asteroids of the assigned density that reached the ground were at least 56 m in diameter. All asteroids in the sample which were smaller than this size threshold experienced an airburst. While the combination of impact angle and speed has to be very specific to produce a surface impact at the threshold size, larger asteroids increasingly reached the surface because their bigger size allowed them to pass the atmosphere before disintegrating for a wider range of angle/speed combinations [Toon and Covey, 1997; Collins et al., 2016]. The influence of density on this finding is such that an increase in density will increase the chance of surface impacts, while a lower density will reduce that chance.

For the chosen density, the minimum asteroid size to cause casualties was 18 m due to wind blast and thermal radiation. The harmful effect of an overpressure shock only became lethal for 40 m impactors (Figure 2). These findings correlate with observations made after the Chelyabinsk bolide event in 2013 where a 17–20 m object traveling at  $19 \text{ km s}^{-1}$  disintegrated midair [Borovicka et al., 2013; Brown et al., 2013]. Most of the damage and injuries during that event were caused by the aerodynamic shock that knocked people to the ground and damaged structures and windows, causing indirect injuries by flying glass shards. The population also reported burns, heat sensation, and temporary blindness due to the intense electromagnetic radiation emitted by the meteor [Popova et al., 2013]. The Chelyabinsk meteoroid was a shallow impactor that entered the atmosphere with an angle of  $18^\circ$  resulting in an airburst at an altitude of between 30 and 40 km [Borovicka et al., 2013], which is consistent with the impact effect models used in this research that predicted an airburst altitude of 33 km [Collins et al., 2005]. Given the possible impact conditions in terms of impact speed and angle distributions (Figures S1c and S1d in the supporting information), these parameters reflect a medium energy event for an asteroid of this size because of the shallow impact angle and no casualties



**Figure 3.** (a) Effect loss ratios for land impactors of a given size up to 400 m. (b) Ratios for average water impactors of a given size. The vertical dashed line indicates the occurrence of first surface impacts.

were reported for the Chelyabinsk event. However, over 1000 persons were injured [Popova et al., 2013], and it is possible that an impactor of the same size with higher impact speed or steeper impact angle would have resulted in some casualties due to aerothermal effects. The Tunguska airburst in 1908 is another event for which considerable aerothermal damage was reported for a roughly 30–40 m sized object [Boslough and Crawford, 2008; Artemieva and Shuvalov, 2016]. During that event, over 2000 km<sup>2</sup> of forest were flattened and trees in an area of 300 km<sup>2</sup> were burned by thermal radiation [Nemtchinov et al., 1994; Boslough and Crawford, 2008]. While no human casualties have been reported for that event due to the remoteness of the impact location in Siberia, the released energy would certainly have sufficed to cause casualties in populated regions. These observations are in line with land impact simulation results presented in Figures 3a and 4a where aerothermal impact effects are predicted to cause significant loss.

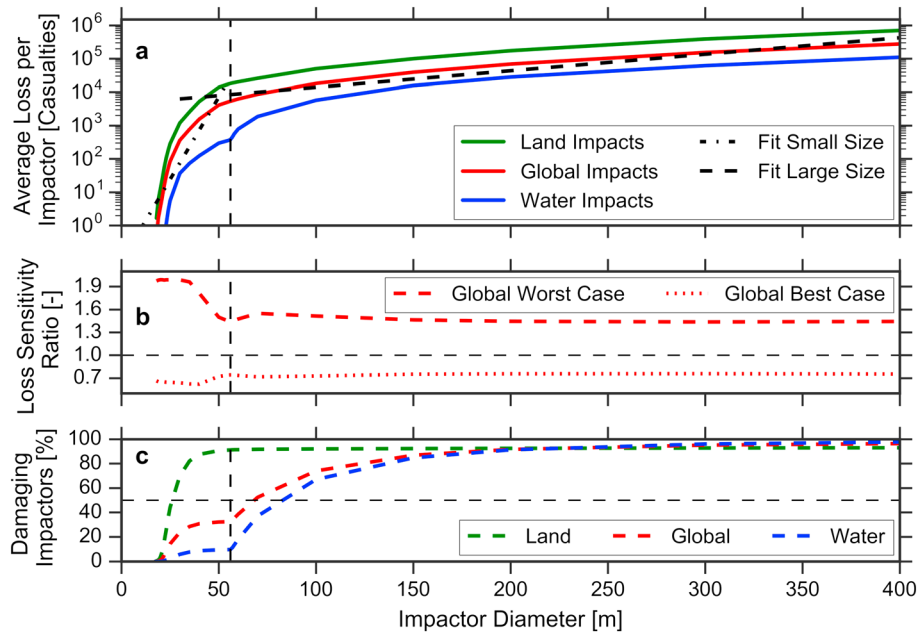
The evolution of total average loss per impactor is visualized in Figure 4a on a semilogarithmic scale for the global (red, middle line), land (green, upper line), and water (blue, lower line) impact scenario. The average land impactor is about 1 order of magnitude more dangerous than the average water impactor, and this observation is supported by similar results in the updates to the reports [Stokes et al., 2003; National Research Council, 2010; Harris, 2017]. Loss growth changes behavior around the point of first surface impact occurrence. The average loss for impactor up to 50 m in diameter as a function of impactor size can be approximated by the fit (Pearson coefficient of 0.90):

$$y = 0.0835 \times 1.139^{1.748x} \tag{1}$$

Similarly, the average loss for impactors which may reach the surface (>50 m) can be approximated (Pearson coefficient of 0.97) as a function of asteroid size with

$$y = 4491.331 \times 1.0116^{0.984x} \tag{2}$$

To gain insight into the variability of these results, best and worst-case scenarios were designed intended to capture ±1σ standard deviation [Rumpf et al., 2017], and the results are expressed in Figure 4b as the ratio of the average global impact loss. The sensitivity analysis shows that results for small asteroid diameters may vary by a factor of 2, while larger asteroids show less sensitivity exhibiting variation of about +45/–30%, and these variations are in line with expected variations in previous work [Stokes et al., 2003]. Figure 4c indicates the percentage of the impactor sample that contributed to loss generation. Values smaller than 50% correspond to a median impactor loss of 0.



**Figure 4.** (a) Average loss in the global, land, and water impact scenario along with exponential fits for global airburst losses and losses due to larger impactors. (b) Variability in global loss numbers through correction factors for best/worst-case scenarios. The expected case (factor 1) is marked with a horizontal dashed line. (c) Percentage of impactors that contributed to loss generation in land, water, or global scenarios. The 50% threshold is marked with a horizontal dashed line. To facilitate orientation, all plots show the size where first surface impacts occur with a vertical dashed line.

The average loss per impactor increased exponentially with increasing impactor size, and this is reflected in Figure 2a. Interestingly, the slope of the average loss function is larger in the airburst regime as shown by the fitted exponential functions (equations (1) and (2)) and in Figure 4a. This is partially owed to the fact that an increasing number of impactors harm the population (Figure 4c) but, in addition, aerothermal effects appeared to be more efficient at transforming their energy into loss. The latter statement is supported by the observation that a land impactor was an order of magnitude more harmful than a water impactor (Figure 4a). Furthermore, airbursts transform all available energy in aerothermal effects and do not split their energy for less harmful ground effects (Figure 2a). They are thus more efficient at depositing their destructive energy than larger impactors, and this has relevance in connection with the fact that the asteroid catalogue is least complete (<1% discovered) in the small asteroid diameter range [Harris and D’Abramo, 2015]. Notably, the loss per impactor results agree well with previous work but extend the possibility for fatalities to smaller impactor sizes [Chapman and Morrison, 1994; Stokes et al., 2003]. The residual risk from undiscovered asteroids might have to be corrected to smaller asteroid diameters [Chapman and Morrison, 1994; Stokes et al., 2003; Boslough, 2013a; Harris, 2013].

Knowledge about the average number of total casualties per impactor can aid early decision-making about whether to deflect an asteroid or to evacuate the impact area when a new impactor is discovered, and the corresponding sensitivity analysis provides insight into the expected spread in the casualty estimate. These results may be used in the future to facilitate a new asteroid hazard scale [Binzel, 2000; Chesley et al., 2002; Boslough, 2013b; Boslough et al., 2015].

While airbursting impactors appeared very efficient at depositing their energy, it is also important to understand that the loss outcome for individual impactors showed higher variation for small impactors. This is due to the shorter range, but high severity, of airburst effects compared to tsunamis. Figure 4c presents the percentage of the impactor sample that produced losses. In the global scenario, the median impactor loss was actually zero (corresponding to <50% damaging impactors) for asteroids smaller than 60 m. This is owed to the fact that twice as many asteroids impact over water compared to land and the short range airburst effects do not reach any population. Focusing on the water impact scenario illustrates this point as only a small impactor fraction corresponding to near-coastal airbursts contributed to loss (Figure 4c). The sharp increase in loss for small impactor sizes can thus mainly be attributed to land impactors which are



naturally close to populations. However, even for land impactors, the median impactor (smaller than 25 m) produced zero casualties, illustrating that the average loss is driven by those impact events that hit close to densely populated areas and cause severe losses. In fact, the most damaging impactor was about 4 orders of magnitude more severe than the average loss for small impactors, and this discrepancy decreases to 2 orders of magnitude at 400 m.

Land impact effect dominance is visualized in Figure 3a, and these results show that wind blast in conjunction with overpressure shock are the most critical impact effects (since they act in concert) accounting for more than 60% of the losses up to 400 m. Wind blast and overpressure shock are generally treated in conjunction as they occur together [Hills and Goda, 1993]. They are presented separately in this work because their immediate harming mechanism on humans differs. Overpressure can rupture internal organs, while a wind blast dislocates bodies and objects to cause harm [Glasstone and Dolan, 1977; Rumpf et al., 2017]. Thermal radiation is significant but accounts for less than 30% losses. Notable is the increase in thermal radiation dominance for larger impact effects, and this phenomenon is also present in the water impact scenario shown in Figure 3b. Not surprisingly, the most dominant effect for water impacts are tsunamis accounting for 70–80% losses depending on size. Together, land and water impacts make up the global scenario (Figure 2) with a correspondingly heavier weighing for the more dangerous land impactors (Figure 4a). The global scenario illustrates that aerodynamic effects dominate for all sizes (>50%). Thermal radiation is a significant concern and appears to increase in severity for larger impactors. Tsunamis have been a major concern in the planetary defense community, but the results here suggest that they only contribute 20% to the overall threat of impacting asteroids.

Aerothermal effects dominate because they are caused by every impactor, while tsunamis can only be the result of an ocean impact. Furthermore, aerothermal losses are mainly caused by impactors over land which are naturally closer to population centers. In contrast, tsunamis can only reach near-coastal populations close to the coast because their inland reach is limited to a few kilometers. While the reach of tsunamis is far, these long propagation distances attenuate wave height significantly reducing population vulnerability during landfall. Furthermore, the initial wave height is limited by sea depth at the impact point [Wünnemann et al., 2010]. The continental shelf forms a protective region [Rumpf et al., 2017] around most coastlines reaching only about 100 m–200 m depth and typically extending 65 km offshore [The Editors of *Encyclopædia Britannica*, 2016]. Even deep-sea impacts of large asteroids are constricted by this upper boundary for wave height, while aerothermal effects can scale freely with impactor size and thus energy. In summary, it appears plausible that tsunamis contribute less than might be intuitively expected to global asteroid impact loss.

The findings provide valuable insight into which impact effects are most significant, informing disaster managers about which effects the population should be prepared for in case of an impact. In the case of small impactors, aerothermal effects are of greatest concern, and here the population could seek shelter in a safe place such as a basement. For larger impactors, a complete evacuation might be necessary as high impact effect severity renders any affected region unsafe. For larger water impactors, tsunamis become a concern for near coastal populations which might need to be evacuated.

Conversely, knowledge about which impact effects are less significant is similarly valuable as it can help save resources otherwise spent on less critical impact effects. The influence of ejecta deposition is barely visible at the top of Figure 3a with a maximum contribution of 0.91%. Even less significant are the contributions of cratering and seismic shaking with a maximum of 0.2% and 0.17%, respectively. The results indicate that ground impact effects, such as cratering, seismic shaking, and ejecta deposition, play a minor role in loss generation compared to other effects.

#### 4. Conclusions

The analysis covered a wide range of possible impact conditions in terms of impact speed, angle, and size by using an impactor density of  $3100 \text{ kg m}^{-3}$ . Evaluation of this parameter space showed that the minimum asteroid size to cause fatalities was 18 m and that first surface impacts occur for asteroids with a minimum size of 56 m.

The total casualty estimation per impactor as a function of asteroid size was approximated by two exponential functions, and these functions revealed that the loss generating mechanisms showed a significant

change in behavior around the surface impact size threshold. For smaller asteroids, only airbursts occurred, and they appeared to be more efficient in transforming kinetic energy into loss than surface impacts. This finding may have implications for the assessment of residual asteroid impact risk of the yet undiscovered asteroid population which is biased toward smaller asteroid sizes.

Using the exponential description for total casualty estimation allows a quick assessment of the possible threat when a new, impacting asteroid is discovered. Total casualty estimation also revealed that the average land impactor is about an order of magnitude more dangerous than the average water impactor. Aerothermal effects dominated loss generation in the global setting. Equally important, the results provide evidence that effects such as cratering, seismic shaking, and ejecta deposition provide only a minor contribution to overall loss. Tsunamis were the most significant effect for water impacts but were less important globally. In summary, the results help to better understand the asteroid impact hazard, including which impact effects are most and least relevant, and can be of help in formulating an adequate response to the threat.

The small contribution of tsunamis to global loss was surprising but can be explained by initial wave height restriction due to the sea depth and wave height attenuation over distance, whereas the other effects can scale freely with increasing impact energy and are naturally closer to populations. The data show, for the first time, how the dominance of impact effects changes for increasing impactor size.

#### Acknowledgments

The work is supported by the Marie Curie Initial Training Network Stardust, FP7-PEOPLE-2012-ITN, grant agreement 317185. The authors acknowledge the use of the IRIDIS High Performance Computing Facility at the University of Southampton and thank Steven Chesley who provided the initial impactor sample. The authors would like to thank Alan W. Harris for reviewing this publication along with an anonymous reviewer.

#### References

- Ailor, W., et al. (2013), 2013 IAA Planetary Defense Conference White Paper, Flagstaff, Ariz.
- Artemieva, N. A., and V. V. Shuvalov (2016), From Tunguska to Chelyabinsk via Jupiter, *Annu. Rev. Earth Planet. Sci.*, *44*(1), 37–56, doi:10.1146/annurev-earth-060115-012218.
- Binzel, R. P. (2000), The Torino Impact Hazard Scale, *Planet. Space Sci.*, *48*(4), 297–303, doi:10.1016/S0032-0633(00)00006-4.
- Borovicka, J., P. Spurny, P. G. Brown, P. Wiegert, P. Kalenda, D. Clark, and L. Shrubny (2013), The trajectory, structure and origin of the Chelyabinsk asteroidal impactor, *Nature*, *503*, 235–237, doi:10.1038/nature12671.
- Boslough, M. (2013a), Airburst warning and response, *Acta Astronaut.*, *103*, 370–375, doi:10.1016/j.actaastro.2013.09.007.
- Boslough, M. (2013b), Impact decision support diagrams, *Acta Astronaut.*, *103*, 358–361, doi:10.1016/j.actaastro.2013.08.013.
- Boslough, M., and D. A. Crawford (2008), Low-altitude airbursts and the impact threat, *Int. J. Impact Eng.*, *35*(12), 1441–1448, doi:10.1016/j.ijimpeng.2008.07.053.
- Boslough, M., P. Brown, and A. Harris (2015), Updated population and risk assessment for airbursts from near-earth objects (NEOs), *IEEE Aerospace Conf. Proc.*, Big Sky, Mont.
- Britt, D. (2014), The physical properties of near Earth asteroids, in *Asteroid Grand Challenge: Virtual Seminar Series*, pp. 1–30, Solar System Exploration Research Virtual Institute, NASA AMES, Moffett Field, Calif.
- Brown, P. G., et al. (2013), A 500-kiloton airburst over Chelyabinsk and an enhanced hazard from small impactors, *Nature*, *503*, 238–241, doi:10.1038/nature12741.
- Chapman, C. R., and D. Morrison (1994), Impacts on the Earth by asteroids and comets: Assessing the hazard, *Nature*, *367*, 33–40.
- Chesley, S. R., and S. N. Ward (2006), A quantitative assessment of the human and economic hazard from impact-generated tsunami, *Nat. Hazards*, *38*(3), 355–374, doi:10.1007/s11069-005-1921-y.
- Chesley, S. R., P. W. Chodas, A. Milani, G. B. Valsecchi, and D. K. Yeomans (2002), Quantifying the risk posed by potential earth impacts, *Icarus*, *159*(2), 423–432, doi:10.1006/icar.2002.6910.
- Consortium for International Earth Science Information, Columbia University, United Nations Food and Agriculture Programme - FAO, and CIAT (2005), Gridded population of the world, Version 3 (GPWv3): Population Count Grid, Future Estimates, NASA Socioeconomic Data and Applications Center (SEDAC), Palisades, New York.
- Collins, G. S., H. J. Melosh, and R. A. Marcus (2005), Earth impact effects program: A Web-based computer program for calculating the regional environmental consequences of a meteoroid impact on Earth, *Meteorit. Planet. Sci.*, *40*(6), 817–840, doi:10.1111/j.1945-5100.2005.tb00157.x.
- Collins, G. S., K. Wünnemann, N. A. Artemieva, and E. Pierazzo (2012), in *Numerical Modelling of Impact Processes, in Impact Cratering: Processes and Products*, edited by G. R. Osinski and E. Pierazzo, Wiley & Sons, Chichester, U. K.
- Collins, G. S., E. Lynch, R. McAdam, and T. Davison (2016), A numerical assessment of simple airblast models of impact airbursts, *Meteorit. Planet. Sci.*, submitted.
- Mathias, D. L., L. F. Wheeler, and J. L. Dotson (2017), A probabilistic asteroid impact risk model: Assessment of sub-300 m impacts, *Icarus*, *289*, 106–119, doi:10.1016/j.icarus.2017.02.009.
- Gisler, G., R. Weaver, and M. Gittings (2011), Calculations of asteroid impacts into deep and shallow water, *Pure Appl. Geophys.*, *168*, 1187–1198, doi:10.1007/s00024-010-0225-7.
- Glasstone, S., and P. J. Dolan (1977), *The Effects of Nuclear Weapons*, 3rd ed., United States Dep. of Defense & Energy Res. and Dev. Administration, Washington, D. C.
- Hanus, J., et al. (2016), Volumes and bulk densities of forty asteroids from ADAM shape modeling, *Astron. Astrophys.*, 1–49, under review.
- Harris, A. (2008), What Spaceguard did, *Nature*, *453*, 1178–1179, doi:10.1038/4531178a.
- Harris, A. (2013), The value of enhanced NEO surveys, *Planet. Def. Conf.*
- Harris, A. W. (2017), Private correspondence, email from 17.2.2017.
- Harris, A. W., and G. D'Abramo (2015), The population of near-Earth asteroids, *Icarus*, doi:10.1016/j.icarus.2015.05.004.
- Hills, J. G., and M. P. Goda (1993), The fragmentation of small asteroids in the atmosphere, *Astron. J.*, *105*(3), 1114–1144.
- National Research Council (2010), *Defending planet Earth: Near-Earth object surveys and hazard mitigation strategies*, Washington, D. C.
- Nemtchinov, I. V., O. P. Popova, V. V. Shuvalov, and V. V. Svetsov (1994), Radiation emitted during the flight of asteroids and comets through the atmosphere, *Planet. Space Sci.*, *42*(6), 491–506, doi:10.1016/0032-0633(94)90091-4.

- Patterson, T., and US National Park Service (2015), CleanTOPO2, CleanTOPO2 - 3D version. [Available at <http://www.shadedrelief.com/cleantopo2/> (Accessed 26 October 2015).]
- Popova, O. P., et al. (2013), Chelyabinsk airburst, damage assessment, meteorite recovery, and characterization, *Science*, *342*(6162), 1069–1073, doi:10.1126/science.1242642.
- Register, P. J., D. L. Mathias, and L. F. Wheeler (2017), Asteroid fragmentation approaches for modeling atmospheric energy deposition, *Icarus*, *284*, 157–166, doi:10.1016/j.icarus.2016.11.020.
- Reinhardt, J. C., X. Chen, W. Liu, P. Manchev, and M. E. Paté-Cornell (2016), Asteroid risk assessment: A probabilistic approach, *Risk Anal.*, *36*(2), 244–261, doi:10.1111/risa.12453.
- Rumpf, C. M., H. G. Lewis, and P. M. Atkinson (2016a), On the influence of impact effect modelling for global asteroid impact risk distribution, *Acta Astronaut.*, *123*, 165–170, doi:10.1016/j.actaastro.2016.03.015.
- Rumpf, C. M., H. G. Lewis, and P. M. Atkinson (2016b), The global impact distribution of near-Earth objects, *Icarus*, *265*, 209–217, doi:10.1016/j.icarus.2015.10.026.
- Rumpf, C. M., H. G. Lewis, and P. M. Atkinson (2017), Population vulnerability models for asteroid impact risk assessment, *Meteorit. Planet. Sci.*, doi:10.1111/maps.12861, accepted.
- Stokes, G. H., et al. (2003), Study to determine the feasibility of extending the search for near-Earth objects to smaller limiting diameters, Washington, D. C.
- The Editors of Encyclopædia Britannica (2016), Continental shelf, *Encycl. Br.* [Available at <https://www.britannica.com/science/continental-shelf> (Accessed 1 August 2016).]
- Toon, O. B., and C. Covey (1997), Environmental impacts perturbations and caused by the of asteroids comets, *Geophysics*, *96*, 41–78.
- Wünnemann, K., G. S. Collins, and R. Weiss (2010), Impact of a cosmic body into Earth's ocean and the generation of large tsunami waves: Insight from numerical modeling, *Rev. Geophys.*, *48*, RG4006, doi:10.1029/2009RG000308.
- Zellner, B. (1979), Asteroid taxonomy and the distribution of the compositional types, in *Asteroids*, edited by T. Gehrels, pp. 783–806, Arizona Univ. Press, Tuscon.