



Non-target impacts of weed control on birds, mammals and reptiles

Journal:	<i>Ecosphere</i>
Manuscript ID	ECS17-0109.R1
Wiley - Manuscript type:	Article
Date Submitted by the Author:	n/a
Complete List of Authors:	Lindenmayer, David; The Australian National University, Fenner School of Environment and Society Wood, Jeff; The Australian National University, Fenner School of Environment and Society MacGregor, Christopher; The Australian National University, Fenner School of Environment and Society Hobbs, Richard; The University of Western Australia, School of Plant Biology Catford, Jane; The Australian National University, Fenner School of Environment and Society
Abstract:	<p>The impacts of invasive plant control on native animals are rarely evaluated. Using data from an 8-year study in south-eastern Australia, we quantified the effects on native bird, mammal, and reptile species of: (1) the abundance of the invasive Bitou Bush, <i>Chrysanthemoides monilifera</i> ssp. <i>rotundata</i>; and (2) a Bitou Bush control program, which involved repeated herbicide spraying interspersed with prescribed burning. We found that overall species richness of birds, mammals and reptiles and the majority of individual vertebrate species were unresponsive to Bitou Bush cover and number of plants. Two species including the nationally endangered Eastern Bristlebird (<i>Dasyurus brachypterus</i>) responded positively to measures of native vegetation cover following the control of Bitou Bush. Analyses of the effects of different components of the treatment protocol employed to control Bitou Bush revealed: (1) no negative effects of spraying on vertebrate species richness; (2) negative effects of spraying on only one individual species (Scarlet Honeyeater); and (3) lower bird species richness but higher reptile species richness after fire. The occupancy of most individual vertebrates species was unaffected by burning; four species responded negatively and one positively to fire. Our study indicated that actions to remove Bitou Bush generally have few negative impacts on native vertebrates. We therefore suggest that controlling this highly invasive exotic plant species has only very limited negative impacts on vertebrate biota.</p>

SCHOLARONE™
Manuscripts

For Review Only

Non-target impacts of weed control on birds, mammals and reptiles

David B. Lindenmayer^{1,2,3,4*}, Jeff Wood^{1,2,3}, Christopher MacGregor^{1,2,3,4}, Richard J. Hobbs⁵, and Jane A. Catford^{1,2,6}

¹Fenner School of Environment and Society, The Australian National University, Canberra, Australian Capital Territory, Australia

²ARC Centre of Excellence for Environmental Decisions, The Australian National University, Canberra, Australian Capital Territory, Australia

³National Environmental Science Program, Threatened Species Recovery Hub, The Australian National University, Canberra, Australian Capital Territory, Australia

⁴Long-term Ecological Research Network, Terrestrial Ecosystem Research Network, The Australian National University, Canberra, Australian Capital Territory, Australia

⁵School of Plant Biology and ARC Centre of Excellence for Environmental Decisions, University of Western Australia, Crawley, Western Australia, Australia

⁶Biological Sciences, University of Southampton, Highfield Campus, Southampton, SO17 1BJ, UK

*Corresponding author

Email: david.lindenmayer@anu.edu.au; Tel: +612 61250654; Fax: +612 61250746

Running Head: Animal response to weed control

Abstract

The impacts of invasive plant control on native animals are rarely evaluated. Using data from an 8-year study in south-eastern Australia, we quantified the effects on native bird, mammal, and reptile species of: **(1)** the abundance of the invasive Bitou Bush, *Chrysanthemoides monilifera* ssp. *rotundata*; and **(2)** a Bitou Bush control program, which involved repeated herbicide spraying interspersed with prescribed burning.

We found that overall species richness of birds, mammals and reptiles and the majority of individual vertebrate species were unresponsive to Bitou Bush cover and number of plants. Two species including the nationally endangered Eastern Bristlebird (*Dasyurus brachypterus*) responded positively to measures of native vegetation cover following the control of Bitou Bush. Analyses of the effects of different components of the treatment protocol employed to control Bitou Bush revealed: **(1)** no negative effects of spraying on vertebrate species richness; **(2)** negative effects of spraying on only one individual species (Scarlet Honeyeater); and **(3)** lower bird species richness but higher reptile species richness after fire. The occupancy of most individual vertebrates species was unaffected by burning; four species responded negatively and one positively to fire.

Our study indicated that actions to remove Bitou Bush generally have few negative impacts on native vertebrates. We therefore suggest that controlling this highly invasive exotic plant species has only very limited negative impacts on vertebrate biota.

Keywords: animal response to weed control; Bitou Bush; fire management; herbicide impact on animals; indirect impacts; invasive alien plant management; non-target impacts; off-target impacts; secondary effects; weed control; weed management impacts.

Introduction

Invasive plants are a major threat to biodiversity worldwide (Sala et al. 2000) and there is considerable annual expenditure on their control (e.g. McNeely et al. 2003, Simberloff 2013). For example, in the USA, environmental impacts of alien species are estimated to cost approximately \$US120 billion per year (Pimentel et al. 2005). In Australia, an estimated ~\$A110 million dollars was spent directly on controlling invasive alien plants in 2004, although the annual economic costs of such plants was estimated to be AUD \$3.5-\$4.5 billion (Sinden et al. 2004). Despite a desire for vegetation dominated by native plants, there are often complex issues associated with alien species control, including the cost versus efficacy of control (Lindenmayer et al. 2015b) and non-target impacts on other species. Invasive plants can provide food or habitat for a wide range of native species (Low 1999, Zavaleta et al. 2001, Davis et al. 2011), including endangered taxa (Lampert et al. 2014), so their removal can negatively affect native biodiversity (Rinella et al. 2009, Lampert et al. 2014). Furthermore, the effects of the weed control procedure itself can directly harm native species (Mataarczyk et al. 2002, Crone et al. 2009, Firn et al. 2010), such as herbicide impacts on pollinators (e.g. herbicide effects on pollinators: Potts et al. 2010).

Although there is considerable understanding of invasive species ecology, control efforts are often evaluated in terms of their positive or negative impacts on (non-target) biota (Hulme 2006, Reid et al. 2009, Martin and Murray 2013, Shackleford et al. 2013, Buckley and Han 2014) (but see Brooke et al. 2013, Lee et al. 2013, Douglas et al. 2014, Lampert et al. 2014, Oppel et al. 2016), with the exception of introduced biological control agents (Louda et al. 2003).

In this study, we used an 8-year quasi-experiment (sensu Manly 1992, Cunningham and Lindenmayer 2016) in south-eastern Australia to quantify the effects of weed control of the

invasive shrub, Bitou Bush, *Chrysanthemoides monilifera* ssp. *rotundata*, on native birds, mammals and reptiles. Bitou Bush was introduced to Australia in 1852 to stabilise coastal sand dunes after sand mining, livestock grazing and other human disturbances (French et al. 2008, Downey et al. 2009). It is one of Australia's top 32 worst environmental weeds and can have substantial impacts on invaded ecosystems (Vranjic et al. 2012) including altering habitat suitability for wildlife (French and Zubovic 1997), excluding native plants (French et al. 2008), and altering ecological processes such as decomposition and nutrient cycling (Lindsay and French 2005, French et al. 2008).

A series of sub-treatments involving herbicide spraying, burning, and repeat spraying is a widely employed method to control Bitou Bush (Lindenmayer et al. 2015b). Herbicide (and especially glyphosate, the herbicide used here) and fire are commonly used weed control techniques, although not routinely together (Kettenring and Adams 2011). Recent work has revealed that the spray-burn-spray treatment sequence is both the most cost-effective and ecologically-effective approach for controlling Bitou Bush and promoting the recovery of native plant species richness and cover (Lindenmayer et al. 2015b). However, the effects on native animal biota of the spray-burn-spray approach to Bitou Bush control remain poorly understood. Given this knowledge gap, our study aimed to answer the following four questions.

Question 1. *Do native birds, mammals and reptiles respond negatively to infestations of Bitou Bush?* We postulated that native vertebrates would be negatively affected by the occurrence and abundance of Bitou Bush. This was because other authors have found it alters habitat suitability for a range of animal taxa (e.g. French and Zubovic 1997) (reviewed by French et al. 2008) (Downey et al. 2009, Adair et al. 2012).

Question 2. *What is the impact of the Bitou Bush control protocols on birds, mammals, and reptiles?* That is: Does vertebrate species richness and the occurrence of individual species increase or decrease following Bitou Bush removal? Native vertebrates may increase in richness and occurrence because of previously documented (Lindenmayer et al. 2015b), positive effects of Bitou Bush removal on native vegetation (Fig. 1 Response (b)). Recovery of native vegetation may restore the historical conditions to which native vertebrates are adapted, including habitat structure and composition (Mason and French 2007), microclimatic conditions (Lindsay and French 2005), and prey populations such as invertebrates (French and Eardley 1997, Lindsay and French 2004b). Conversely, there may be negative effects of Bitou Bush removal because Bitou Bush provides cover and/or foraging habitat for some vertebrates (Fig. 1 Response (a)) (French et al. 2008, Schirmel et al. 2016) or because the weed control method directly reduces the survival or reproduction of native animals (Fig. 1 Response (c)), as has been observed with glyphosate and amphibians (Relyea 2005). There may be neutral or no discernible impacts of Bitou Bush removal if animals are insensitive to changes in vegetation structure and cover created by Bitou Bush.

Question 3. *Does spraying, fire, or a combination of the two have the greatest (positive or negative) effect on vertebrate biota, whether direct (Fig. 1c) or indirect (Fig. 1a-b)?* It was possible to address this question because there are data from areas where the normal treatment sequence protocol is incomplete (see below). Spraying is obviously a novel form of human disturbance in our study area, but its application via ultra-low volume herbicide might have relatively benign direct effects on vertebrates (Martin and Murray 2013). Conversely, the application of fire following herbicide application (which can be both severe and intense (*sensu* Keeley 2009) may have more pronounced direct effects of fauna.

Question 4. *Does the control of Bitou Bush affect particular kinds of species, as reflected by their key life history attributes?* An increasing number of studies is showing that the response of biodiversity to disturbance can be predicted on the basis of functional characteristics (Tilman 2001, Schleuter et al. 2010) such as taxa with particular life history attributes (Hidasi-Neto et al. 2012, Lindenmayer et al. 2015a). We could only examine Question 4 relative to birds in our study, because species numbers and functional diversity were too low for mammals and reptiles. At the outset of this study, we postulated that small-bodied bird species that nest and/or forage in understory vegetation would exhibit strong responses to Bitou Bush control as treatment protocols can result in the short-term removal of the shrub layer (Lindenmayer et al. 2015b).

Answering the four key questions outlined above generates new insights into the effects of invasive plant species control on non-target native vertebrate biota. Whilst our work is a detailed case study of a single weed species, our general (quasi-)experimental approach, and associated analyses in which the impacts of subsets of the overall treatment protocol are disaggregated, is useful for informing studies of non-target effects of other invasive plant control programs. Importantly, unlike most studies that examine impacts of weed control (Kettenring and Adams 2011), our investigation was conducted at spatial scales that managers act and over timeframes where longer term effects of invasive species control can be observed.

Methods

Study area

Our study area was the Bherwerre Peninsula within Booderee National Park (BNP), 200 km south of Sydney, south-eastern Australia (midpoint is 35°10'S, 150° 40'E). The region has a temperate climate with an average rainfall of approximately 1250 mm per annum spread

relatively evenly over the year. Average minimum and maximum air temperatures for February (summer) are 18-24°C and for July (winter) 9.2-15°C.

Bitou Bush is widespread on Bherwerre Peninsula where it was extensively planted to stabilise sand dunes following vegetation clearing and cattle grazing that occurred before BNP was established as a national park (see Lindenmayer et al. 2014, Lindenmayer et al. 2015b). Intensive disturbances such as sand mining have never occurred on the Bherwerre Peninsula, nor in other parts of BNP (Lindenmayer et al. 2014).

The treatment protocol employed in Bitou Bush control

The full treatment regime for Bitou Bush control in BNP is a combination of sequential sub-treatments. A key sub-treatment is targeted spraying of Ultra Low Volume (ULV) glyphosate by helicopter using a concentration of 15% glyphosate. Spraying takes place in winter when native plants are relatively inactive but Bitou Bush remains metabolically active (Toth et al. 1993). Hence, this spraying method attempts to minimize the mortality of native flora (Lindenmayer et al. 2015b).

After the first application of herbicide, dead Bitou Bush plants “cure” for > 1 year before being burned in a prescribed fire which typically occurs in winter or early spring in any given year. The fire triggers germination of Bitou Bush seed in the soil and a year later, a follow-up spray of ULV glyphosate kills fire-triggered seedlings. Treatment burns are applied to 15-85 ha areas of vegetation where Bitou Bush has been sprayed in any given year. These areas are currently not subject to additional prescribed burning programs for fire hazard reduction or the protection of human infrastructure.

Unlike many other invasive plant species control programs, there is no replanting or seeding of native plants in BNP as it is assumed that native vegetation will recover by seeds dispersing from nearby vegetation (Lindenmayer et al. 2015b).

Study design

Our study comprised 44 sites on which we completed repeated surveys of vegetation cover, birds, mammals and reptiles. All sites were located in the same broad area (with similar climatic conditions). We targeted two vegetation types where Bitou Bush invasion is a particular problem; Swamp Oak (*Casuarina glauca*) (6 sites), and forest dominated by Bangalay (*Eucalyptus botryoides*) (38 sites). Previous vegetation surveys have indicated there is generally only limited difference in the structural and understorey composition of the vegetation between Swamp Oak and Bangalay forest (Lindenmayer et al. 2016a). The sample size for Swamp Oak was limited but it was not possible to add further locations to the study because this rare vegetation type does not exist elsewhere in our study area (or more widely within BNP). However, it is listed as an endangered ecological community in New South Wales (Department of Environment and Climate Change 2007), in part because of land clearing. Therefore, understanding the impacts of Bitou Bush occurrence and treatment on the fauna inhabiting Swamp Oak vegetation is important.

Of the 44 sites in our study, 24 were in an area initially infested with Bitou Bush which we term the “Bitou Bush zone”. To these we added a matched set of 20 reference sites where Bitou Bush was absent (and always had been, to the best of our knowledge). Data from reference sites provided information on fauna from areas free both Bitou Bush and Bitou Bush control. Previous dune stabilisation programs on the Bherwerre Peninsula meant that the reference sites tended to be ~500 m further from the coast than area supporting sites characterised by major

infestations. Sites were a minimum of 200 m apart (and typically 500 m apart) to minimise the risk that fire or spraying inadvertently affected neighbouring sites. These site separation distances also were employed to minimize spatial dependence, with trap-recapture and radio-tracking results from previous studies of mammals and reptiles indicating very few individuals from the majority of species move in excess of such distances.

The recommended spray-fire-spray treatment regime requires several years to be fully implemented and each of our 24 sites infested with Bitou Bush was surveyed on a number of occasions at different stages of the treatment sequence. This enabled comparisons of no treatment, a partial sequence of treatments, and a full sequence to be made from repeated observations at the same site. Thus, as a given site was surveyed many times throughout the duration of our study, it could appear under different treatment sequences according to the progression of particular treatments over time (see Tables 1-3). Notably, because of logistical issues, to date some areas have not received the complete spray-fire-spray regime and others have been subject to only parts of it. In some cases, unplanned fires disrupted the desired treatment sequence.

We are acutely aware of some of the limitations of our study's experimental design. Indeed, working with a Weed of National Significance (see Australian Weeds Committee 2012) in a National Park presents some practical and logistical constraints for the design of a large-scale field study. Because of the legal requirement for managers to actively control some invasive species (including Bitou Bush), it can be impossible to establish a "perfect experiment" with a fully randomized and fully factorial design (sensu Fisher 1935, Cunningham and Lindenmayer 2016) comprising different treatment regimes. For example, under the management plan for BNP, areas invaded by Bitou Bush **must** be subject to some kind of treatment (even if

the recommended protocol cannot be fully implemented) (see Lindenmayer et al. 2013). This precluded the establishment of permanent “control” sites where Bitou Bush occurred but remained untreated. In addition, the large area of Bitou Bush infestation on Bherwerre Peninsula meant that it was not possible to spray all affected areas at the same time. Furthermore, there were insufficient resources to burn all treated areas simultaneously. Notwithstanding these challenges for experimental design, high levels of replication and appropriate inferential statistics can help to offset some of the effects of logistical and other constraints, yielding useful results (Manly 1992, Cunningham and Lindenmayer 2016). Although integrating research with management can present challenges for experimental design, stronger links between invasive species research and management can allow research to be conducted over longer periods of time and over larger spatial scales, and for weed control to be fully costed (Kettenring and Adams 2011).

Field surveys of vegetation cover

We completed detailed surveys of vegetation structure and plant species composition at each of our field sites every second year between 2007 and 2014 (more details are provided in Lindenmayer et al. 2015b). A single observer (CM) completed all vegetation surveys. To facilitate these surveys, we established a permanent 100 metre long transect at each of our 44 study sites. The choice of transect length was influenced by the substantial heterogeneity in vegetation cover at Booderee National Park where major changes in vegetation type often occur over a short distance (Lindenmayer et al. 2016a, Lindenmayer et al. 2016b). Transect lengths in excess of 100 metres would have resulted in many transects spanning two vegetation types.

Each of the 44 sites in our study consisted of star picket markers set at 0 m, 20 m, 40 m, 60 m, 80 m and 100 m points along the permanently established transect. We recorded the co-

ordinates of each transect using a global positioning system. We established four 10 m x 10 m permanent survey plots set at least 20 m apart along the 100 m transect on each of our 44 sites within which percentage cover measurements were completed using on-the-ground estimation for live Bitou Bush, dead Bitou Bush, other plant species, and crown cover of overstorey and understorey woody species. We derived a list of species in each 10 m x 10 m survey plot.

We completed counts of the number of individual live Bitou Bush plants, dead Bitou Bush plants, other exotic plant species, and native plant species within a 1 m x 1 m survey plot that was located in the middle of the 10 m x 10 m plots.

Field surveys of vertebrates

Birds: We used the “point interval count” (Lindenmayer et al. 2009b) method to survey birds in spring (September) each year between 2007 and 2014. This entailed an observer recording the numbers of all species of birds that are seen or heard within 5 minutes and within 50 m of a permanent marker point at 20 m and 80 m along the permanent transect on each of our sites. All sites were surveyed at least twice in a given one week long survey period. Different observers completed the two surveys on different days to reduce observer and day effects on the data (see Cunningham et al. 1999, Lindenmayer et al. 2009b). To further ensure the quality of the field data: **(1)** we surveyed birds at the same time in spring each year; **(2)** we avoided surveying birds when it was raining, foggy or windy as such conditions can influence the ability to record birds; and **(3)** only highly experienced observers (with more than 10 years field experience) conducted surveys of birds. We did not assume that our data from counts at the 20 and 80 m points were independent. Rather, our survey protocols yielded detection frequency data; that is, the number of plots out of four at a site (*viz.* two plots at a site x two surveys at a site in a given year) where a given species was detected. Hence, the maximum value for detection frequency was four.

Bird life history attributes: We collated data on bird species traits to address Question 4 (see Introduction) on links between temporal changes in species' occurrence within areas subject to Bitou Bush treatment and particular kinds of life-history attributes. We summarized data on life-history (habitat, diet, foraging substrate, movement, social system, nesting and mating behaviour, and reproductive output), and morphological (body mass and relative wing length) traits (see Online Resource 2) (Handbook of Australian and New Zealand Birds 1990-2007, BirdLife Australia 2014). These traits are thought to reflect the ability of species to respond to environmental changes such as changes in vegetation structure and cover (Luck et al. 2012, Lindenmayer et al. 2015a).

Mammals: Our data for terrestrial mammals were based on trapping conducted each December from 2007 to 2014. The infrastructure we established at each of our 44 sites encompassed three kinds of trap arrays that typically catch different kinds of mammal species in our study area (Lindenmayer et al. 2008a, Lindenmayer et al. 2016a): **(1)** an Elliott aluminium box trap (10 cm x 10 cm x 30 cm (Elliott Scientific Equipment, Upwey, Victoria) placed at 10 m intervals along each transect (with the 100 m point untrapped, giving 10 traps per transect); **(2)** a small wire cage trap (20 x 20 x 50 cm) was placed at the 20 m, 40 m, 60 m and 80 m points along each transect; and **(3)** a large wire cage trap (30 x 30 x 60 cm) was placed at the 0 m and 100 m points along each transect.

Trapping protocols at each site involved opening Elliott traps and cage traps for three consecutive days. Traps were baited with a mixture of peanut butter and rolled oats. Elliott traps and cage traps in which an animal had been captured were wiped clean, re-baited, and re-positioned where the initial capture had taken place. All captured mammals were marked with rapidly drying white corrector fluid, which has been shown to remain on the marked animal for

at least a week (Cunningham et al. 2005), a sufficient period of time to complete surveys in any given year. The focus of our study was on native vertebrate species. Exotic vertebrates, such as the Red Fox (*Vulpes vulpes*), Feral Cat (*Felis catus*), Black Rat (*Rattus rattus*), House Mouse (*Mus musculus*) and European Rabbit (*Oryctolagus cuniculus*), are rare in BNP, including Bherwerre Peninsula (Lindenmayer et al. 2014, Lindenmayer et al. 2016a).

Reptiles: We surveyed reptiles in December each year between 2007 and 2014 by establishing three kinds of artificial substrates at the 20 m and 80 m points along the permanent transect at each site. These were two sheets of corrugated iron (each of 1 m x 1 m), four standard size roofing tiles, and large (1 m³) wooden sleepers (i.e. wooden railroad ties). These substrates are crude surrogates that approximate the kinds of natural sheltering habitats used by different species of reptiles and they typically result in the detection of a range of different species on a given site (Michael et al. 2012).

Statistical Analysis

We used Hierarchical Generalized Linear Modeling (HGLMs; Lee et al. 2006) to quantify the impacts of Bitou Bush control measures on the species richness of birds, mammals, and reptiles. For species richness data, we assumed a quasi-Poisson distribution with a log link function and a gamma distribution with a log link function for the random component of the model.

We used HGLMs to analyse detection frequency data for the more common individual species of birds and capture data for the more common individual species of mammals and reptiles. We modelled those species for which there were sufficient data to facilitate rigorous statistical analyses and construct robust statistical models; hence we targeted those taxa for which there were more than 75 detections across all sites and treatments in the study. This

resulted in models for 28 individual species of birds, four species of mammals, and two species of reptiles. For these analyses, we assumed a quasi-Poisson distribution with a log link function and a gamma distribution with a log link function for the random component of the model.

To ensure that relationships between vegetation cover and animal response were valid, we included data from vertebrate surveys in our analysis only if there was a vegetation survey within one year of the trapping survey, with no fire between the trapping survey and the vegetation survey. Levels of replication from surveys of each vertebrate group and as a function of the various Bitou Bush treatment sequences are shown in Tables 1-3.

In all models reported, we included site as a random term to account for between-site differences not related to the treatments. We checked the fitted models using visual inspection of histograms of residuals, plots of residual against fitted values, and plots of residuals against corresponding expected normal quantiles. Because many treatments were applied after surveys had commenced, comparison of treatment sequences was possible for individual sites, and estimates of treatment effects were based on the combination of both observed within-site differences and observed between-site differences. Thus, each treatment site was surveyed on a repeated basis after different sub-components of the treatment sequence.

We divided candidate predictors into four groups (Table 4). The first group comprised measures of Bitou Bush infestation; the second related to the sequence of treatments applied to control Bitou Bush; the third group comprised native vegetation type and time; and the fourth group was measures of vegetation other than Bitou Bush. We quantified levels of correlation between candidate predictors. For example, the correlation between the percentage live Bitou Bush cover and the total number of Bitou Bush plants had a value for Pearson's r of 0.53. Correlations between other candidate predictors (e.g. live and dead Bitou Bush cover) were

generally negligible ($r < 0.1$). Initially, we ignored the random structure and fitted a number of subsets of the predictors. Initially, our candidate set consisted comprised vegetation type and time as well as the measures related to the treatments to control Bitou Bush. This was because our primary aim was to establish whether or not the measures to control Bitou Bush had an effect, either direct or indirect, on the fauna. We fitted all possible subsets of these predictors, and ranked these models using the Schwarz Information Criterion (BIC). We then fitted the best model for the fixed effects with site random effects included in the model. We used Wald tests to identify the terms that still had significant effects. We then tried adding all possible combinations of the measures of Bitou Bush infestation to the chosen model, and again chose a preferred model in a similar way to that described above. Finally, we finally repeated this process adding measures of vegetation other than the various measures of Bitou Bush. We dropped terms that were non-significant at the 5% level from the final models reported.

To investigate the structure of the bird community and bird life history attributes, we applied Correspondence Analysis (Greenacre 2007) to the number of detections of bird species for each site-survey combination in the Bangalay forest. Because of the relatively small number of observations for Swamp Oak, we were not be able to accurately adjust for differences in species composition between the two vegetation types. We excluded all species with less than ten detections. We fitted linear models to relate site-survey components to site and vegetation attributes using Restricted Maximum Likelihood (McCulloch et al. 2008). We fitted linear models to relate bird species components from the Correspondence Analysis to bird life history attributes, fitting a separate model for each attribute.

We used GenStat Release 17.1 to fit the HGLMs and for the Correspondence Analysis, and we used, R version 3.2.1 to produce graphics.

Results

Relationships between the occurrence of Bitou Bush and vertebrates

We identified no significant relationships between any measure of Bitou Bush cover or abundance and the species richness of birds, mammals or reptiles (Appendix 1: Tables S1 and S2). At the individual species level, we found a significant negative relationship between the number of Bitou Bush plants and the occurrence of the Eastern Bristlebird (*Dasyurus brachypterus*) ($\chi^2 = 6.6$, $P = 0.010$) and the Eastern Yellow Robin (*Eopsaltria australis*) ($\chi^2 = 4.3$, $P = 0.039$) (Appendix 1: Table S1, Fig. 2). The abundance of the Long-nosed Bandicoot (*Perameles nasuta*) was significantly positively related to the amount of live Bitou Bush ($\chi^2 = 10.9$, $P < 0.001$) (Appendix 1: Table S2, Fig. 3). For the amount of dead Bitou Bush, there was a positive response for the detection frequency of Lewin’s Honeyeater (*Meliphaga lewinii*) ($\chi^2 = 4.9$, $P = 0.026$), Little Wattlebird (*Anthochaera chrysoptera*) ($\chi^2 = 10.8$, $P = 0.001$), and Rufous Whistler (*Pachycephala rufiventris*) ($\chi^2 = 7.5$, $P = 0.006$) (Fig. 4) and the abundance of the Bush Rat (*Rattus fuscipes*) ($\chi^2 = 4.4$, $P = 0.035$) (Fig. 5).

The Brown Gerygone (*Gerygone mouki*) was significantly less likely ($\chi^2 = 5.9$, $P = 0.015$) to be found within the area of our study encompassing sites initially infested by Bitou Bush than area supporting reference sites where Bitou Bush has never occurred. The reverse effect was identified for the Delicate Skink (*Lampropholis delicata*) ($\chi^2 = 22.1$, $P < 0.001$) and two species of birds, Noisy Friarbird (*Philemon corniculatus*) ($\chi^2 = 5.7$, $P = 0.017$) and Scarlet Honeyeater (*Myzomela sanguinolenta*) ($\chi^2 = 8.7$, $P = 0.003$), all of which were significantly more likely to be found in the area encompassing sites initially infested by Bitou Bush (Appendix 1: Tables S1 and S2, Fig. 6).

The effects of fire and spraying on vertebrates

We examined the effects of Bitou Bush control treatments on vertebrates in the first and second years after fire, the first and second years after spraying, and after a combination of spraying and fire in the previous two years. There was a significant negative relationship ($\chi^2 = 4.6$, $P = 0.032$) between bird species richness and fire in the previous year (Fig. 7, Appendix 1: Table S1). In contrast, there was a significant positive relationship between reptile species richness and fire in the previous two years ($\chi^2 = 24.3$, $P < 0.001$) (Fig. 7, Appendix 1: Table S2). The Eastern Whipbird (*Psophodes olivaceus*) ($\chi^2 = 5.9$, $P = 0.015$), Golden Whistler (*Pachycephala pectoralis*) ($\chi^2 = 6.0$, $P = 0.014$), Brown Antechinus (*Antechinus stuartii*) ($\chi^2 = 20.8$, $P < 0.001$) and the Long-nosed Bandicoot ($\chi^2 = 7.6$, $P = 0.006$) responded negatively to fire in the previous two years (Fig. 8). In contrast, the Common Brushtail Possum (*Trichosurus vulpecula*) responded positively to fire two years previous ($\chi^2 = 7.2$, $P = 0.007$) (Appendix 1: Table S2, Fig. 8). The Brown Thornbill (*Acanthiza pusilla*) was more likely to occur ($\chi^2 = 7.9$, $P = 0.005$) whereas the Scarlet Honeyeater was less likely to occur ($\chi^2 = 8.4$, $P = 0.004$) on sites that had been sprayed in the previous two years (Appendix 1: Table S1, Fig 9).

Effects of native vegetation recovery following Bitou Bush control

There were significant relationships between the detection frequency of three bird species and measures of native vegetation cover following Bitou Bush control. The Eastern Bristlebird and the New Holland Honeyeater (*Phylidonyris novaehollandiae*) responded positively to increased native vegetation cover following Bitou Bush removal ($\chi^2 = 19.6$, $P < 0.001$; $\chi^2 = 4.3$, $P = 0.039$, respectively). The estimated proportion of sites with detections for no native vegetation cover and for 100% native vegetation cover for the Eastern Bristlebird were 1% and

16%, respectively. Corresponding figures for the New Holland Honeyeater were 8% and 22%, respectively.

Bird community structure, bird life history attributes and Bitou Bush control

The first three components from the Correspondence Analysis accounted for 7.3%, 6.2% and 5.7% of the variation respectively, indicating that species composition was determined by a large number of factors, and that within Bangalay forest, bird community structure was largely independent of the Bitou Bush control measures and the observed changes in vegetation. However, the third component of the correspondence analysis was significantly ($F_{1,36} = 27.7$, $P < 0.001$) related to whether or not a site was located within the area infested by Bitou Bush. For some life history attributes, we uncovered evidence of a highly significant relationship to the scores from the Correspondence Analysis. For example, for the third component, there was a negative relationship with the cube root of body weight ($F_{1,42} = 9.4$, $P = 0.004$). Larger birds tended to be in the area where Bitou Bush was absent. A weaker effect was uncovered for nest height ($F_{1,42} = 4.4$, $P = 0.04$) which birds nesting at greater heights more likely to occur in the area which remained free from infestation by Bitou Bush. Notably, these life history relationships were broadly consistent with the results identified for individual bird species (see Appendix 1: Table S1).

Other effects

We found significant positive year effects for the detection frequency of the Brown Gerygone ($\chi^2 = 25.9$, $P < 0.001$), Rufous Whistler ($\chi^2 = 13.4$, $P < 0.001$), and the number of captures of the Common Brushtail Possum ($\chi^2 = 24.7$, $P < 0.001$) (Appendix 1: Tables S1 and S2). In contrast, there was evidence of negative year effects for mammal species richness ($\chi^2 = 39.1$, $P < 0.001$), reptile species richness ($\chi^2 = 74.0$, $P < 0.001$), and the detection frequency or

number of captures of the Crimson Rosella ($\chi^2 = 14.9$, $P < 0.001$), Eastern Whipbird ($\chi^2 = 23.0$, $P < 0.001$), Red Wattlebird ($\chi^2 = 8.4$, $P = 0.004$), White-throated Treecreeper ($\chi^2 = 7.9$, $P < 0.005$), Brown Antechinus ($\chi^2 = 87.0$, $P < 0.001$), Long-nosed Bandicoot ($P < 0.001$), Bush Rat ($\chi^2 = 56.1$, $P < 0.001$) and Delicate Skink ($\chi^2 = 41.9$, $P < 0.001$).

Vegetation type effects were uncommon; mammal species richness was significantly greater in Swamp Oak ($\chi^2 = 7.3$, $P = 0.007$) than Bangalay forest (Appendix 1: Tables S1 and S2). At the individual species level, the detection frequency of the Eastern Bristlebird was significantly greater ($\chi^2 = 6.1$, $P < 0.014$) in Swamp Oak woodland than Bangalay forest.

Discussion

Our examination of the impacts of invasive Bitou Bush and Bitou Bush control on vertebrates indicated overall species richness and the majority of individual species were unresponsive to a range of measures of Bitou Bush abundance over the 8-year duration of our study. However, two species, including one that is endangered (the Eastern Bristlebird) responded positively to increases in native vegetation cover following the control of Bitou Bush. In terms of the impacts of different components of the treatment protocol, we found: **(1)** no negative effects of spraying on species richness of various groups of vertebrates and on only one individual species; and **(2)** lower bird species richness but higher reptile species richness after fire. Fire effects at the individual species level also were relatively uncommon (four species responded negatively and one positively) (Appendix 1: Tables S1 and S2).

There is increasing recognition that weed control measures must result in net benefits to the associated biotic communities. However, comparatively few studies assess non-target impacts (but see Brooke et al. 2013, Lee et al. 2013, Lampert et al. 2014, Oppel et al. 2016), or determine the efficacy and impacts of weed control at spatial and temporal scales in which

mangers act (Reid et al. 2009, Kettenring and Adams 2011). Indeed, Kettenring and Adams (2011) found that of 355 studies documenting invasive plant control research, over 60% examined weed control that was administered for less than a year, 52% of studies monitored biotic responses for up to a year afterwards, and the area sampled for treatment effects was usually less than 1 m². They concluded that many of these limitations could be addressed by integrating research and management (Kettenring and Adams 2011). Working with managers of BNP and within their management framework, our study necessarily examined the effects of invasive plant control at meaningful spatial and temporal scales. The approach we have taken in this study assisted in identifying which parts of an invasive plant species control program might have positive or negative effects on non-target vertebrate biota and whether, for example, such impacts are due to habitat removal, or due to the direct effects of spraying or fire. We discuss these key findings further in the remainder of this section and conclude with some implications for management.

Question 1. Do native birds, mammals and reptiles respond negatively to infestations of Bitou Bush?

Most individual vertebrate species and overall species richness for birds, reptiles and mammals were unresponsive to the presence of Bitou Bush. This result contrasts the overall findings of a recent meta-analysis that examined impacts of invasive plant impacts on animal abundance, fitness and diversity (Schirmel et al. 2016). However, it is consistent with the seemingly neutral effects of invasive plants on animal diversity in scrubland and forest (Schirmel et al. 2016), the ecosystem types most similar to the ones we examined. Two species of birds, including the endangered Eastern Bristlebird, responded negatively to the number of Bitou Bush plants. The reason for this relationship for the Eastern Bristlebird remains unclear, but other

work has indicated that the species is strongly associated with native vegetation cover (Baker 2000, Lindenmayer et al. 2009a). A predominance of Bitou Bush may erode habitat suitability for the species, thereby accounting for the species' apparent aversion to areas with many individual invasive plants. This conclusion appears to be supported by other findings in this study suggesting that the Eastern Bristlebird responds in a significant positive way to increasing native vegetation cover following Bitou Bush removal; a result that indicates replacement of exotic vegetation with native vegetation is a management intervention is beneficial to this endangered species. Notably, other authors have expressed concern about the sensitivity of the Eastern Bristlebird to fire (e.g. Baker 2000; although see Lindenmayer et al. 2016c), but we found no evidence of such effects in this investigation. Therefore, the potential impacts of the fire sub-component of Bitou Bush removal appear to be outweighed by the positive impacts of removing this invasive plant species and transforming the type of cover to one dominated by native vegetation.

We identified a significant positive response to the amount of live Bitou Bush for only one mammal species, the Long-nosed Bandicoot. It is possible that Bitou Bush was providing cover for diurnal nest sites and protection from introduced predators such as the Red Fox.

Question 2. What is the impact of Bitou Bush control efforts on birds, reptiles and terrestrial mammals? And Question 3. Is it the spraying, the fire, or a combination of both that has the biggest (positive or negative) effects on native biodiversity?

Several studies have highlighted the negative effects of invasive plant species control on non-target biota (e.g. Lampert et al. 2014); this includes work on Bitou Bush in eastern Australia (Matarczyk et al. 2002). However, we found no negative effects of spraying on vertebrate species richness and on only one individual species (the Scarlet Honeyeater). One species – the

Brown Gerygone responded positively to spraying. Herbicide use in Bitou Bush control is generally via ultra-low volume aerial application, which may explain why it had a benign direct effect on vertebrates. An earlier study found little or no impact of glyphosate herbicide spraying on reptiles (Martin and Murray 2013). Similarly, litter invertebrates (which are prey for a range of vertebrate species in this study) also appear to be relatively unaffected by herbicide spraying (Lindsay and French 2004a). It remains unclear why the Scarlet Honeyeater exhibited a negative response to spraying. Detailed additional studies (possibly eco-toxicological investigations, e.g. Dowding et al. 1999, Brooke et al. 2013), would be required to uncover the mechanisms driving the responses observed for this species. There has been increasing removal of glyphosate from general sale, but the effects on biodiversity of alternative herbicides would need to be subject to rigorous testing similar to that employed in the study reported here.

Bird species richness was lower but reptile species richness was higher on sites that had burned in either the previous year (birds) (Appendix 1: Table S1) or both of the previous two years (reptiles) (Appendix 1: Table S2). Vegetation structure and cover are important habitat components for many species (MacArthur and MacArthur 1961, Morrison et al. 2006) and fire can substantially alter habitat suitability for them, including in vegetation types in our study area (Lindenmayer et al. 2016b). However, only two individual bird species and two mammal species responded either negatively or positively to fire either one or two years previously (Appendix 1: Table S1) – an unexpected result given the substantial effects of fire in other studies of this groups of vertebrates in BNP (Lindenmayer et al. 2008b, Lindenmayer et al. 2016b). In the case of birds in our study, it is possible that the paucity of fire effects was associated with the mobility of some species and the relatively small-scale over which areas of treated Bitou Bush were

burned. However, mobility does not explain the paucity of effects for other groups such as mammals and reptiles which tend to be more movement-limited than birds.

The removal of vegetation cover may promote habitat suitability for reptiles by changing ground-level light and temperature regimes (Whelan 1995, Lindenmayer et al. 2008c). However, we found no negative or positive effects of fire in either the previous year or two years previous on any individual reptile species (Appendix 1: Table S2). Coastal vegetation types in eastern Australia can be highly fire-prone (Bradstock et al. 2012) and it is likely that populations of most species are capable of persisting in environments subject to repeated fire events, although major changes to fire regimes (sensu Gill 1975) can have profound negative effects on biota (e.g. Woinarski et al. 2015).

Lewin's Honeyeater, Little Wattlebird and the Rufous Whistler were more likely to occur on sites characterized by high levels of dead Bitou Bush. This suggests that these birds were benefitting from the spraying of Bitou Bush but subsequent burning of dead Bitou Bush may result in treated areas becoming less suitable for these three bird species. The reasons for these findings remain unclear.

Question 4. Does the control of Bitou Bush affect particular kinds of species as reflected by their key life history attributes?

Our results based on Correspondence Analysis contained evidence of a difference in the composition of the bird assemblage between areas infested with Bitou Bush and matched reference sites where Bitou Bush has never occurred. The reasons for these differences remain unclear, especially as the two areas in which the sites were located were characterized by similar climatic conditions and were matched for vegetation types and other attributes. Aligned with these differences was evidence of differences in the life history attributes of birds within the area

infested by Bitou Bush and those occurring primarily outside the infested area. Smaller bodied bird species were more often recorded in the zone infested with Bitou Bush. It is possible that the dense structure generated by this invasive weed species provided cover for small-bodied birds, consistent with theories such as the landscape texture hypothesis (Fischer et al. 2008).

Ecological effectiveness

Results obtained from addressing Questions 1 and 2 in this study suggest that actions to remove Bitou Bush have few negative impacts on native vertebrates. Thus, the benefits of Bitou Bush control on native animals outweigh the costs (i.e. in Fig. 1, Responses (a) and (c) are minor compared with Response (b)). Our analyses also suggest that control efforts for Bitou Bush can have positive effects on species such as the endangered Eastern Bristlebird through promoting the recovery of native vegetation cover (Fig. 1 Response (b)). This is an important finding as BNP is a stronghold for the few remaining populations of this species (Lindenmayer et al. 2009a, Lindenmayer et al. 2014). In addition, the spraying and fire sub-components of the treatment protocols appear to have limited effects on vertebrates (i.e. direct and indirect negative impacts of weed control on animals are negligible within two years following control (Fig. 1 Responses (a), (c)).

Concluding Comments

Invasive species control programs can sometimes have unexpected perverse effects (Zavaleta et al. 2001, Caut et al. 2009). This includes invasive plant control programs which can have negative non-target impacts on native biota, including those that are endangered (Lampert et al. 2014). Despite the ubiquity of invasive plant control programs (Hulme 2006), comprehensive assessments of the positive and negative impacts of weed control are rare, yet are essential for guiding successful and cost-effective interventions (Sinden et al. 2008, Sinden et al. 2013). Our

case study illustrates the importance of considering not only the direct effects of control measures on the target organism itself, but also potential effects on other organisms in that ecosystem. The goal of invasive plant management is often simply the removal of the invasive plant – however, this goal needs to be placed in the context of broader goals relating to biodiversity conservation and ecosystem restoration. Assessing the impacts of control on the broader ecological community can either bolster the case for control where benefits to other species are apparent or indicate that control is inappropriate where strong negative effects are observed. Regardless, analyses such as those reported in this study can also point to ways in which control measures can be made more effective in achieving broad conservation goals.

Acknowledgements

This project was supported by grants by the Australian Research Council, the Department of the Environment and Energy, and the Department of Defence. Claire Shepherd assisted with manuscript preparation. Martin Fortescue, Nick Dexter and Matt Hudson assisted in many aspects of this project. The Wreck Bay Aboriginal Community permitted access to their land where this study was completed. We thank two anonymous referees for comments which significantly improved an earlier version of the manuscript.

Literature Cited

- Adair, R. J., T. Morley, and L. Morin. 2012. *Chrysanthemoides monilifera* (L.) T. Norl. - bitou bush and boneseed. Pages 170-183 in M. Julien, R. McFayden, and J. Cullen, editors. Biological Control of Weeds in Australia. CSIRO Publishing, Melbourne.
- Australian Weeds Committee. 2012. Bitou Bush (*Chrysanthemoides monilifera* ssp. *rotundata* (DC) T.Norl.) and Boneseed (*Chrysanthemoides monilifera* ssp. *monilifera*) (L.) T. Norl.)

- 569 Strategic Plan 2012-2017. Australian Government Department of Agriculture, Fisheries
570 and Forestry, Canberra.
- 571 Baker, J. R. 2000. The Eastern Bristlebird: cover dependent and fire sensitive. *Emu* 100:286-298.
- 572 BirdLife Australia. 2014. Birds in Backyards Bird Finder.
573 <http://www.birdsinbackyards.net/finder/all-species>.
- 574 Bradstock, R. A., A. M. Gill, and R. J. Williams. 2012. Flammable Australia: Fire Regimes,
575 Biodiversity and Ecosystems in a Changing World. CSIRO Publishing, Melbourne.
- 576 Brooke, M., R. J. Cuthbert, G. Harrison, C. Gordon, and M. A. Taggart. 2013. Persistence of
577 brodifacoum in cockroach and woodlice: Implications for secondary poisoning during
578 rodent eradications. *Ecotoxicology and Environmental Safety* 97:183-188.
- 579 Buckley, Y. M., and Y. Han. 2014. Managing the side effects of invasion control. *Science*
580 344:975-976.
- 581 Caut, S., E. Angulo, and F. Courchamp. 2009. Avoiding surprise effects on Surprise Island: alien
582 species control in a multitrophic level perspective. *Biological Invasions* 11:1689-1703.
- 583 Crone, E. E., M. Marler, and D. E. Pearson. 2009. Non-target effects of broadleaf herbicide on a
584 native perennial forb: a demographic framework for assessing and minimizing impacts.
585 *Journal of Applied Ecology* 46:673-682.
- 586 Cunningham, R. B., and D. B. Lindenmayer. 2016. Approaches to landscape scale inference and
587 design issues. *Current Landscape Ecology Reports*:doi:10.1007/s40823-40016-40019-
588 40824.
- 589 Cunningham, R. B., D. B. Lindenmayer, C. MacGregor, A. W. Welsh, and S. Barry. 2005.
590 Effects of trap position, trap history, microhabitat and season on capture probabilities of
591 small mammals in a wet eucalypt forest. *Wildlife Research* 32:657-671.

- 592 Cunningham, R. B., D. B. Lindenmayer, H. A. Nix, and B. D. Lindenmayer. 1999. Quantifying
593 observer heterogeneity in bird counts. *Australian Journal of Ecology* 24:270-277
- 594 Davis, M. A., M. K. Chew, and R. J. Hobbs. 2011. Don't judge species on their origins. *Nature*
595 474:153-154.
- 596 Department of Environment and Climate Change. 2007. Swamp Oak Floodplain Forest:
597 Identification Guidelines for Endangered Ecological Communities.
598 [http://www.environment.nsw.gov.au/resources/threatenedspecies/EEC_Swamp_Oak_For](http://www.environment.nsw.gov.au/resources/threatenedspecies/EEC_Swamp_Oak_Forest_221207_Low_Res.pdf)
599 [est_221207_Low_Res.pdf](http://www.environment.nsw.gov.au/resources/threatenedspecies/EEC_Swamp_Oak_Forest_221207_Low_Res.pdf).
- 600 Douglas, M., J. R. Rohr, and J. F. Tooker. 2014. Neonicotinoid insecticide travels through a soil
601 food chain, disrupting biological control of non-target pests and decreasing soya bean
602 yield. *Journal of Applied Ecology* 52:250-260.
- 603 Dowding, J. E., E. C. Murphy, and C. R. Veitch. 1999. Brodifacoum residue in target and non-
604 target species following an aerial poisoning operation on Motuihe Island, Hauraki Gulf,
605 New Zealand. *New Zealand Journal of Ecology* 23:207-214.
- 606 Downey, P. O., M. C. Williams, L. K. Whiffen, P. J. Turner, A. L. Burley, and M. A. Hamilton.
607 2009. Weeds and biodiversity conservation: a review of managing weeds under the New
608 South Wales *Threatened Species Conservation Act 1995*. *Ecological Management &*
609 *Restoration* 10:s53-s58.
- 610 Firn, J., A. P. House, and Y. M. Buckley. 2010. Alternative states models provide an effective
611 framework for invasive species control and restoration of native communities. *Journal of*
612 *Applied Ecology* 47:96-105.

- 613 Fischer, J., D. B. Lindenmayer, and R. Montague-Drake. 2008. The role of landscape texture in
614 conservation biogeography: a case study on birds in south-eastern Australia. *Diversity*
615 and *Distribution* 14:38-46.
- 616 Fisher, R. A. 1935. *The design of experiments*. First Edition edition. Oliver and Boyd,
617 Edinburgh, Scotland.
- 618 French, K., and K. Eardley. 1997. The impact of weed infestations on litter invertebrates in
619 coastal vegetation. Pages 89-102 in I. D. Lunt, editor. *Frontiers in Ecology*. Elsevier
620 Science, Oxford.
- 621 French, K., E. Ens, C. R. Gosper, E. Lindsay, T. Mason, B. Owers, and N. Sullivan. 2008.
622 Management implications of recent research into the effect of Bitou Bush invasion. *Plant*
623 *Protection Quarterly* 23:24-28.
- 624 French, K., and A. Zubovic. 1997. Effect of the weed *Chrysanthemoides monilifera* (Bitou Bush)
625 on bird communities. *Wildlife Research* 24:727-735.
- 626 Gill, A. M. 1975. Fire and the Australian flora: a review. *Australian Forestry* 38:4-25.
- 627 Greenacre, M. J. 2007. *Theory and applications of correspondence analysis*. Second Edition
628 edition. Academic Press, Orlando, Florida.
- 629 Handbook of Australian and New Zealand Birds. 1990-2007. Handbook of Australian, New
630 Zealand and Antarctic birds, volumes 1-7. Oxford University Press, Melbourne.
- 631 Hidasi-Neto, J., J. Barlow, and M. V. Cianciaruso. 2012. Bird functional diversity and wildfires
632 in the Amazon: the role of forest structure. *Animal Conservation* 15:407-415.
- 633 Hulme, P. E. 2006. Beyond control: wider implications for the management of biological
634 invasions. *Journal of Applied Ecology* 43:835-847.

- 635 Keeley, J. E. 2009. Fire intensity, fire severity and burn severity: a brief review and suggested
636 usage. *International Journal of Wildland Fire* 18:116-126.
- 637 Kettenring, K. M., and C. R. Adams. 2011. Lessons learned from invasive plant control
638 experiments: a systematic review and meta-analysis. *Journal of Applied Ecology* 48:970-
639 979.
- 640 Lampert, A., A. Hastings, E. D. Grosholz, S. L. Jardine, and J. N. Sanchirico. 2014. Optimal
641 approaches for balancing invasive species eradication and endangered species
642 management. *Science* 344:1028-1031.
- 643 Lee, J., A. Black, G. Parker, and K. Rexer-Huber. 2013. Report on mortality of non-target
644 species following year 1 of phase 2 of the South Georgia Rodent Eradication.
645 Government of South Georgia and the South Sandwich Islands, Stanley, Falkland Islands.
- 646 Lee, Y., J. A. Nelder, and Y. Pawitan. 2006. *Generalized Linear Models with Random Effects:
647 Unified Analysis via H-Likelihood*. Chapman & Hall/CRC, Boca Raton.
- 648 Lindenmayer, D. B., W. Blanchard, C. MacGregor, P. Barton, S. C. Banks, M. Crane, D.
649 Michael, S. Okada, L. Berry, D. Florance, and A. M. Gill. 2016a. Temporal trends in
650 mammal responses to fire reveals the complex effects of fire regime attributes. *Ecological
651 Applications* 26:557-573.
- 652 Lindenmayer, D. B., W. Blanchard, P. Tennant, P. Barton, K. Ikin, A. Mortelliti, S. Okada, M.
653 Crane, and D. Michael. 2015a. Richness is not all: how changes in avian functional
654 diversity reflect major landscape modification caused by pine plantations. *Diversity and
655 Distributions* 21:836-847.

- 656 Lindenmayer, D. B., S. G. Candy, S. C. Banks, M. Westgate, K. Ikin, J. Pierson, A. Tulloch, and
657 P. Barton. 2016b. Do temporal changes in vegetation structure predict changes in bird
658 occurrence additional to time since fire? *Ecological Applications* 26:2267-2279.
- 659 Lindenmayer, D. B., C. MacGregor, N. Dexter, and M. Fortescue. 2014. Booderee National
660 Park: The Jewel of Jervis Bay. CSIRO Publishing, Melbourne.
- 661 Lindenmayer, D. B., C. MacGregor, N. Dexter, M. Fortescue, and P. Cochrane. 2013. Booderee
662 National Park management: Connecting science and management. *Ecological*
663 *Management & Restoration* 14:2-10.
- 664 Lindenmayer, D. B., C. Macgregor, A. W. Welsh, C. F. Donnelly, M. Crane, D. Michael, R.
665 Montague-Drake, R. B. Cunningham, D. Brown, M. Fortescue, N. Dexter, M. Hudson,
666 and A. M. Gill. 2008a. Contrasting mammal responses to vegetation type and fire.
667 *Wildlife Research* 35:395-408.
- 668 Lindenmayer, D. B., C. MacGregor, J. Wood, M. Westgate, K. Ikin, C. Foster, and R. Zentelis.
669 2016c. Bombs, fire and biodiversity: vertebrate fauna occurrence in areas subject to
670 military training. *Biological Conservation* 204:276-283.
- 671 Lindenmayer, D. B., C. MacGregor, J. T. Wood, R. B. Cunningham, M. Crane, D. Michael, R.
672 Montague-Drake, D. Brown, M. Fortescue, N. Dexter, M. Hudson, and A. M. Gill.
673 2009a. What factors influence rapid post-fire site re-occupancy? A case study of the
674 endangered Eastern Bristlebird in eastern Australia. *International Journal of Wildland*
675 *Fire* 18:84-95.
- 676 Lindenmayer, D. B., J. Wood, C. MacGregor, Y. M. Buckley, N. Dexter, M. Fortescue, R. J.
677 Hobbs, and J. Catford. 2015b. A long-term experimental case study of the ecological
678 effectiveness and cost effectiveness of invasive plant management in achieving

- 679 conservation goals; Bitou Bush control in Booderee National Park in eastern Australia.
680 PLOS One 10:e0128482.
- 681 Lindenmayer, D. B., J. T. Wood, R. B. Cunningham, C. MacGregor, M. Crane, D. Michael, R.
682 Montague-Drake, D. Brown, R. Muntz, and A. M. Gill. 2008b. Testing hypotheses
683 associated with bird responses to wildfire. *Ecological Applications* 18:1967-1983.
- 684 Lindenmayer, D. B., J. T. Wood, and C. MacGregor. 2009b. Do observer differences in bird
685 detection affect inferences from large-scale ecological studies? *Emu* 109:100-106.
- 686 Lindenmayer, D. B., J. T. Wood, C. MacGregor, D. R. Michael, R. B. Cunningham, M. Crane,
687 R. Montague-Drake, D. Brown, R. Muntz, and D. Driscoll. 2008c. How predictable are
688 reptile responses to wildfire? *Oikos* 117:1086-1097.
- 689 Lindsay, E., and K. French. 2004a. The impact of the herbicide glyphosate on leaf litter
690 invertebrates within Bitou Bush, *Chrysanthemoides monilifera* ssp. *rotundata*,
691 infestations. *Pest Management Science* 60:1205-1212.
- 692 Lindsay, E. A., and K. French. 2004b. *Chrysanthemoides monilifera* ssp. *rotundata* on coastal leaf
693 litter invertebrates. *Biological Invasions* 8:177-192.
- 694 Lindsay, E. A., and K. French. 2005. Litterfall and nitrogen cycling following invasion by
695 *Chrysanthemoides monilifera* ssp. *rotundata* in coastal Australia. *Journal of Applied*
696 *Ecology* 42:556-566.
- 697 Louda, S. M., R. W. Pemberton, M. T. Johnson, and P. A. Follett. 2003. Nontarget effects - The
698 Achilles' heel of biological control? Retrospective Analyses to Reduce Risk Associated
699 with Biocontrol Introductions. *Annual Review of Entomology* 48:365-396.
- 700 Low, T. 1999. *Feral Future*. Penguin, Melbourne.

- 701 Luck, G., S. Lavorel, S. McIntyre, and K. Lumb. 2012. Improving the application of vertebrate
702 trait-based frameworks to the study of ecosystem services. *Journal of Animal Ecology*
703 81:1065-1076.
- 704 MacArthur, R. H., and J. W. MacArthur. 1961. On bird species diversity. *Ecology* 42:594-598.
- 705 Manly, B. F. J. 1992. The design and analysis of research studies. Cambridge University Press,
706 Cambridge, England.
- 707 Martin, L. J., and B. R. Murray. 2013. A preliminary assessment of the response of a native
708 reptile assemblage to spot-spraying invasive Bitou Bush with glyphosate herbicide.
709 *Ecological Management & Restoration* 14:1-4.
- 710 Mason, T., and K. French. 2007. Management regimes for a plant invader differentially impact
711 resident communities. *Biological Conservation* 136:246-259.
- 712 Matarczyk, J. A., A. J. Willis, J. A. Vranjic, and J. E. Ash. 2002. Herbicides, weeds and
713 endangered species: management of Bitou Bush (*Chrysanthemoides monilifera* ssp.
714 *rotundata*) with glyphosate and impacts on the endangered shrub, *Pimelea spicata*.
715 *Biological Conservation* 108:133-141.
- 716 McCulloch, C. E., S. R. Searle, and J. M. Neuhaus. 2008. Generalized, Linear, and Mixed
717 Models. John Wiley and Sons, New York.
- 718 McNeely, J. A., L. E. Neville, and M. Rejmanek. 2003. When is eradication a sound investment?
719 *Conservation in Practice* 4:30-41.
- 720 Michael, D. R., R. B. Cunningham, C. F. Donnelly, and D. B. Lindenmayer. 2012. Comparative
721 use of active searches and artificial refuges to survey reptiles in temperate eucalypt
722 woodlands. *Wildlife Research* 39:149-162.

- 723 Morrison, M. L., B. G. Marcot, and R. W. Mannan. 2006. Wildlife-Habitat Relationships.
724 Concepts and Applications. Island Press, Washington, D.C.
- 725 Oppel, S., J. L. Lavers, A. L. Bond, and G. Harrison. 2016. reducing the primary exposure risk of
726 Henderson crakes (*Zapornia atra*) during aerial broadcast eradication by selecting
727 appropriate bait colour. Wildlife Research 43:298-303.
- 728 Pimentel, D., R. Zuniga, and D. Morrison. 2005. Update on the environmental and economic
729 costs associated with alien-invasive species in the United States. Ecological Economics
730 52:273-288.
- 731 Potts, S. G., J. C. Biesmeijer, C. Kremen, P. Neumann, O. Schweiger, and W. E. Kunin. 2010.
732 Global pollinator declines: trends, impacts and drivers. Trends in Ecology and Evolution
733 25:345-353.
- 734 Reid, A. M., L. Morin, P. O. Downey, K. French, and J. G. Virtue. 2009. Does invasive plant
735 management aid the restoration of natural ecosystems? Biological Conservation
736 142:2342-2349.
- 737 Relyea, R. A. 2005. The lethal impact of Roundup on aquatic and terrestrial amphibians.
738 Ecological Applications 15:1118-1124.
- 739 Rinella, M. J., D. M. Maxwell, P. K. Fay, T. Weaver, and R. L. Sheley. 2009. Control effort
740 exacerbates invasive-species problem. Ecological Applications 19:155-162.
- 741 Sala, O. E., F. S. Chapin, J. J. Armesto, E. Berlow, J. Bloomfield, R. Dirzo, E. Huber-Sanwald,
742 L. F. Huenneke, R. B. Jackson, A. Kinzig, R. Leemans, D. M. Lodge, H. A. Mooney, M.
743 Oosterheld, N. L. Poff, M. T. Sykes, B. H. Walker, M. Walker, and D. H. Wall. 2000.
744 Biodiversity - Global biodiversity scenarios for the year 2100. Science 287:1770-1774.

- 745 Schirmel, J., M. Bundschuh, M. H. Entling, I. Kowarik, and S. Buchholz. 2016. Impacts of
746 invasive plants on resident animals across ecosystems, taxa, and feeding types: a global
747 assessment. *Global Change Biology* 22:594–603.
- 748 Schleuter, D., M. Daufresne, F. Massol, and C. Argillier. 2010. A user's guide to functional
749 diversity indices. *Ecological Monographs* 80:469-484.
- 750 Shackleford, N., R. J. Hobbs, N. E. Heller, L. M. Hallett, and T. R. Seastedt. 2013. Finding a
751 middle-ground: The native/non-native debate. *Biological Conservation* 158:55-62.
- 752 Simberloff, D. 2013. *Invasive Species. What Everyone Needs to Know*. Oxford University Press,
753 New York.
- 754 Sinden, J., P. Downey, O. Cacho, and S. Hester. 2013. Cost effectiveness in site selection to
755 protect native plant communities from the weed, Bitou Bush, in New South Wales,
756 Australia. *Journal of Environmental Management* 128:1071-1080.
- 757 Sinden, J., P. O. Downey, S. M. Hester, and O. Cacho. 2008. Economic evaluation of the
758 management of Bitou Bush (*Chrysanthemoides monilifera* subsp. *rotundata* (SC.)
759 T.Norl.) to conserve native plant communities in New South Wales. *Plant Protection*
760 *Quarterly* 23:34-37.
- 761 Sinden, J., R. Jones, S. Hester, D. Odom, C. Kalisch, R. James, and O. Cacho. 2004. The
762 economic impact of weeds in Australia. CRC for Australian Weed management,
763 Adelaide, Australia.
- 764 Tilman, D. 2001. Functional diversity. Pages 109–120 in S. A. Levin, editor. *Encyclopedia of*
765 *Biodiversity*. Academic Press, San Diego, California.
- 766 Toth, J., P. Milham, and C. Nazer. 1993. Aerially applied herbicides selectively control Bitou
767 bush growing in communities of indigenous plants on sand dunes. Pages 67-71 in J. T.

- 768 Swarbrick, C. W. L. Henderson, R. R. Jettner, L. Steit, and S. R. Walker, editors.
769 Proceedings of the 14th Asian Pacific Weeds Conference. Weed Society of Queensland.
770 Vranjic, J. A., L. Morin, A. M. Reid, and R. H. Groves. 2012. Integrating revegetation with
771 management methods to rehabilitate coastal vegetation by Bitou Bush
772 (*Chrysanthemoides monilifera* ssp. *rotundata*) in Australia. *Austral Ecology* 37:78-89.
773 Whelan, R. J. 1995. The Ecology of Fire. Cambridge University Press, Cambridge, England.
774 Woinarski, J. C. Z., A. A. Burbidge, and P. L. Harrison. 2015. Ongoing unraveling of a
775 continental fauna: Decline and extinction of Australian mammals since European
776 settlement. *Proceedings of the National Academy of Sciences of the USA* 112:4531-
777 4540.
778 Zavaleta, E. S., R. J. Hobbs, and H. A. Mooney. 2001. Viewing invasive species removal in a
779 whole-ecosystem context. *Trends in Ecology & Evolution* 16:454-459.

780

781

Table 1. Levels of replication for bird surveys for each of the disturbance sequences in each year. In the codes for disturbance sequence S denotes spray, and F denotes fire. Where there were less than three such sub-treatments in the four years prior to a survey, we use the letter X to show the missing treatment. Thus, the sequence spray-fire-spray is denoted as SFS, but where only a single spray event was conducted the code is XXS, and in the absence of any part of the treatment sequence, the code is XXX. Reference sites without Bitou Bush were denoted XXFc or XXXc depending on whether or not they had been burned in the previous four years.

Disturbance sequence	Year								Count
	2006	2007	2009	2010	2011	2012	2013	2014	
FFS	0	0	2	1	0	0	0	0	3
FSS	0	0	0	1	0	0	0	0	1
SFS	0	2	1	3	2	2	0	0	10
SSF	0	1	3	0	0	0	0	0	4
SSS	0	0	0	5	7	6	5	2	25
XFS	0	0	1	2	4	1	0	0	8
XSF	0	2	5	2	1	0	0	1	11
XSS	1	2	1	1	0	1	3	2	11
XXF	0	0	0	2	3	2	0	0	7
XXX	2	2	1	1	5	7	11	15	44
XXS	0	8	9	5	1	4	4	3	34
XXFc	13	13	1	1	1	0	0	0	29
XXXc	8	8	20	20	20	21	21	21	139
Count	24	38	44	44	44	44	44	44	326

Table 2. Levels of replication for mammal trapping surveys for each of the treatment sequences in each year. In the codes for disturbance sequence S denotes spray, and F denotes fire. Where there were less than three such sub-treatments in the four years prior to a survey, we use the letter X to show the missing treatment. Thus, the sequence spray-fire-spray is denoted as SFS, but where only a single spray event was conducted the code is XXS, and in the absence of any treatment, the code is XXX. For the sites that were not part of the Bitou Bush infested area, we added 'c' to the sequence code. Reference sites without Bitou Bush were denoted XXFc or XXXc depending on whether or not they had been burned in the previous four years. 'Season' refers to the year in which the trapping season began.

Disturbance sequence	Season									Total
	2006	2007	2008	2009	2010	2011	2012	2013	2014	
FFS	0	0	0	2	1	0	0	0	0	3
FSF	0	1	1	0	0	0	0	0	0	2
FSS	0	0	0	2	3	0	0	0	0	5
SFF	0	0	2	0	0	0	0	0	0	2
SFS	1	1	4	2	3	3	0	0	0	14
SSF	0	1	1	2	0	0	0	0	0	4
SSS	1	1	2	2	6	7	7	3	0	29
XFS	0	0	0	0	1	1	4	0	0	6
XSF	2	2	1	3	1	0	0	0	1	10
XSS	3	4	2	3	0	2	2	5	1	22
XXF	0	0	0	0	2	1	1	0	0	4
XXFc	13	6	1	1	0	0	0	0	0	21
XXX	4	1	1	1	1	7	7	10	14	46
XXS	4	10	9	5	5	2	2	5	6	48

XXXc	8	13	20	20	9	13	9	21	9	120
Count	36	40	44	43	32	36	32	44	31	336

799

For Review Only

Table 3. Levels of replication for reptile surveys for each of the disturbance sequences in each season. In the codes for disturbance sequence S denotes spray, and F denotes fire. Where there were less than three such sub-treatments in the four years prior to a survey, we use the letter X to show the missing treatment. Thus, the sequence spray-fire-spray is denoted as SFS, but where only a single spray event was conducted the code is XXS, and in the absence of any disturbance the code is XXX. For the sites, which were not part of the Bitou Bush infested area, we added 'c' to the sequence code. Reference sites without Bitou Bush were denoted XXFc or XXXc depending on whether or not they had been burned in the previous four years.

Disturbance sequence	Year and season								Total
	2011	2011	2012	2012	2013	2013	2014	2014	
	Summer	Winter	Summer	Winter	Spring	Summer	Spring	Summer	
FFS	0	0	1	0	0	0	0	0	1
SFS	2	2	0	2	0	0	0	0	6
SSS	3	4	1	2	1	1	1	1	14
XFS	1	5	1	1	0	0	0	0	8
XSF	1	1	0	0	0	0	1	1	4
XSS	1	1	1	2	2	6	2	2	17
XXF	1	3	0	2	0	0	0	0	6
XXX	8	5	4	7	12	11	16	15	78
XXS	6	1	6	5	8	5	3	3	37
XXXc	13	21	9	19	19	21	20	9	131
Count	36	43	23	40	42	44	43	31	302

Table 4. Groups of candidate predictors used in statistical modeling of vertebrate response to Bitou Bush control (see text).

Group of candidate predictors	Description of group	List of predictors
1	Measures of Bitou Bush infestation	Whether or not site was in the Bitou Bush infested area Percentage live Bitou Bush cover Percentage dead Bitou Bush cover Total number of Bitou Bush plants.
2	Measures relating to the sequence of Bitou Bush treatments	Burned in previous year Burned in previous two years Sprayed in previous year Sprayed in previous two years Spraying followed by fire in previous two years
3	Vegetation type and time measures	Forest vegetation type Number of years elapsed since study commencement
4*	Measures of vegetation other than those associated with Bitou Bush	Number of native plant seedlings Number of grass plants Number of bracken fern stems Percentage cover of native plant species Percentage crown cover

* Available only for the 24 sites of the Bitou Bush vegetation study; our analyses were completed with and without these predictors

Figure legends

Fig. 1. Hypothesized way in which invasive plant species control, Bitou Bush removal and native vegetation recovery affects vertebrate animal populations. Boxes with single line border show management aims; box with double line border shows management action. Black lines represent demonstrated relationships (Lindenmayer et al. 2015b). Grey lines (a-c) represent relationships examined in this paper, overlain with hypothesized mechanisms. Solid lines are intended (positive) effects; dashed lines are unintended (negative) effects. The figure relates to Questions 2 and 3 in the text.

Fig. 2. Relationships between number of Bitou Bush plants per square metre and the probability of detection of the Eastern Bristlebird and the Eastern Yellow Robin. The solid line corresponds to the mean effect in the model and the dashed lines are the 95% confidence intervals.

Fig. 3. Effect of percentage of live Bitou Bush cover on abundance per site of the Long-nosed Bandicoot. The solid line corresponds to the mean effect in the model and the dashed lines are the 95% confidence intervals.

Fig. 4. Effect of percentage cover of dead Bitou Bush per site on the probability of detecting the Lewin's Honeyeater, the Little Wattlebird and the Rufous Whistler. The solid line corresponds to the mean effect in the model and the dashed lines are the 95% confidence intervals.

Fig. 5. Effect of percentage cover of dead Bitou Bush per site on the abundance of the Bush Rat. The solid line corresponds to the mean effect in the model and the dashed lines are the 95% confidence intervals.

Fig. 6. Estimated probabilities of detection of three bird species and abundance of the Delicate Skink per site on Bitou Bush experimental sites (the Bitou zone) and in similar sites from main study (denoted No bitou). The diagrams show standard errors.

Fig. 7. Relationships between fire and the species richness of birds, reptiles and mammals. The diagrams show standard errors.

Fig. 8. Effect of fire on the estimated detection frequency of two bird species and abundance of three mammal species. The diagrams show standard errors.

Fig. 9. Effect of spraying in the previous two years on the estimated detection frequency of two bird species. The diagrams show standard errors.

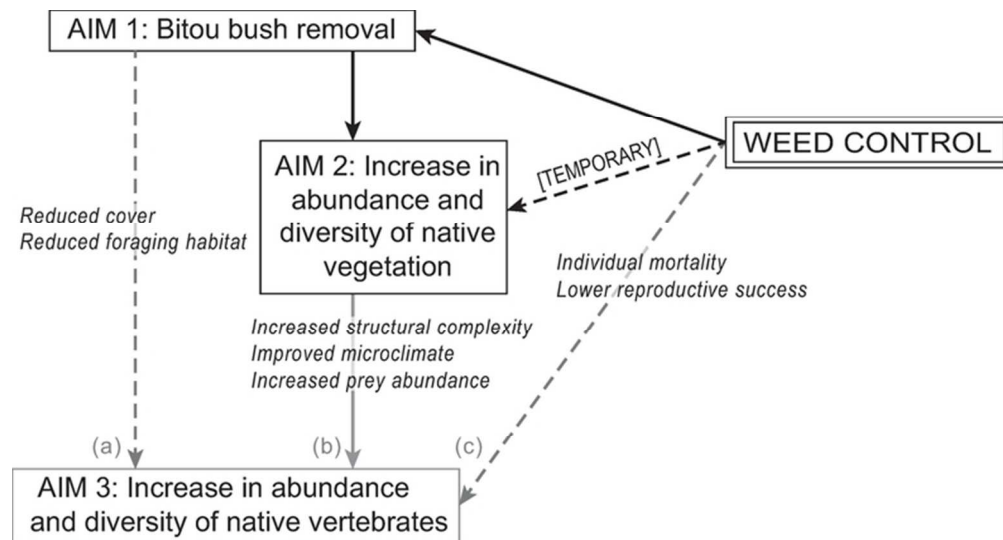


Fig. 1. Hypothesized way in which invasive plant species control, Bitou Bush removal and native vegetation recovery affects vertebrate animal populations. Boxes with single line border show management aims; box with double line border shows management action. Black lines represent demonstrated relationships (Lindenmayer et al. 2015b). Grey lines (a-c) represent relationships examined in this paper, overlain with hypothesized mechanisms. Solid lines are intended (positive) effects; dashed lines are unintended (negative) effects. The figure relates to Questions 2 and 3 in the text.

Fig. 1

67x35mm (300 x 300 DPI)

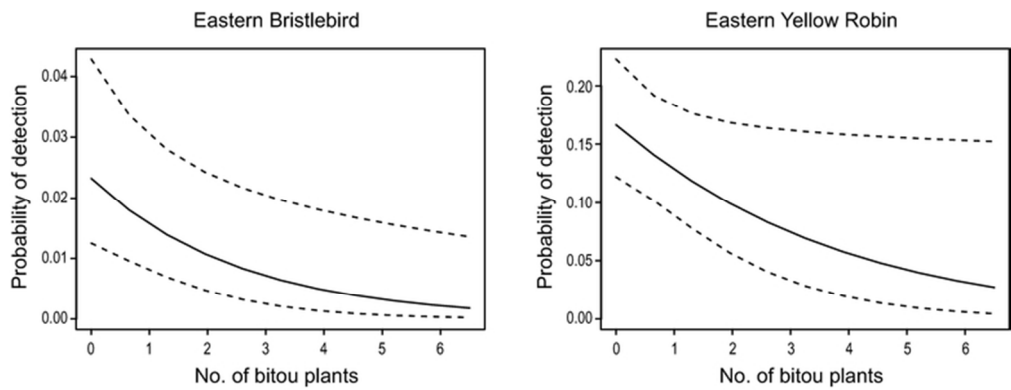


Fig. 2. Relationships between number of Bitou Bush plants per square metre and the probability of detection of the Eastern Bristlebird and the Eastern Yellow Robin. The solid line corresponds to the mean effect in the model and the dashed lines are the 95% confidence intervals.

Fig. 2
65x24mm (300 x 300 DPI)

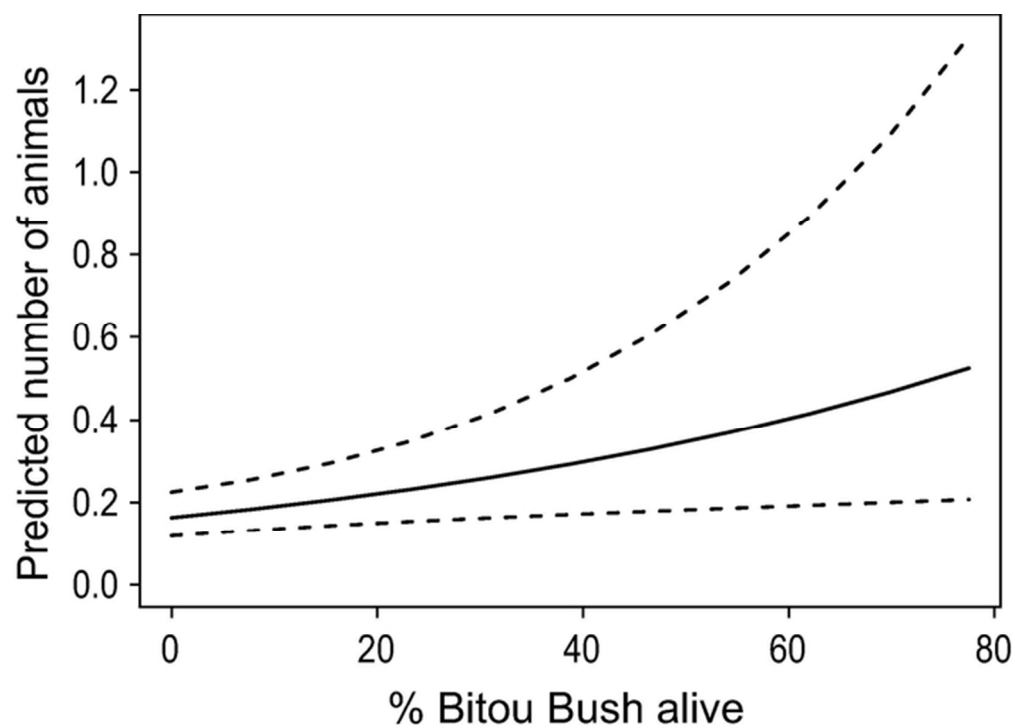


Fig. 3. Effect of percentage of live Bitou Bush cover on abundance per site of the Long-nosed Bandicoot. The solid line corresponds to the mean effect in the model and the dashed lines are the 95% confidence intervals.

Fig. 3

59x43mm (300 x 300 DPI)

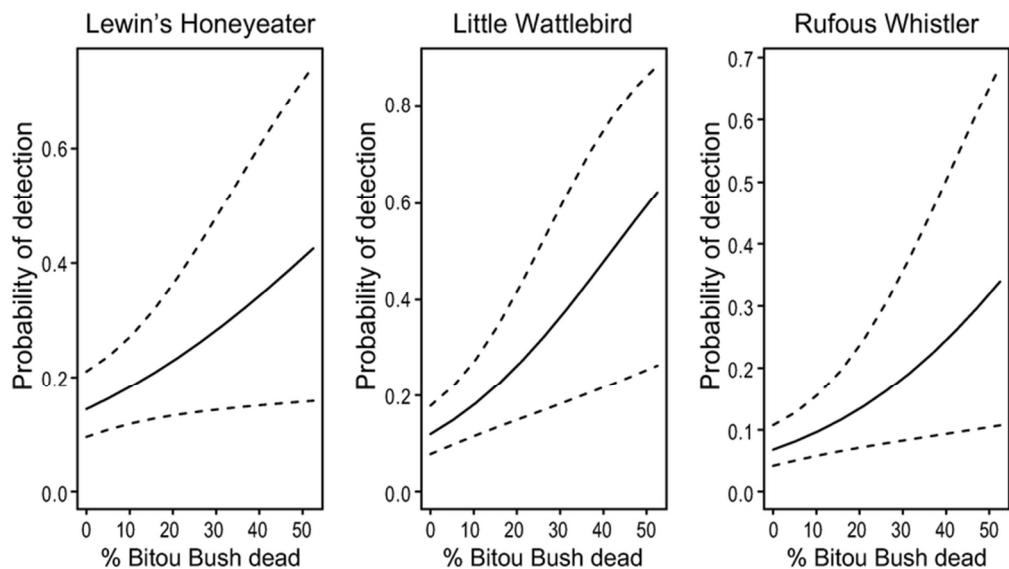


Fig. 4. Effect of percentage cover of dead Bitou Bush per site on the probability of detecting the Lewin's Honeyeater, the Little Wattlebird and the Rufous Whistler. The solid line corresponds to the mean effect in the model and the dashed lines are the 95% confidence intervals.

Fig. 4
74x41mm (300 x 300 DPI)

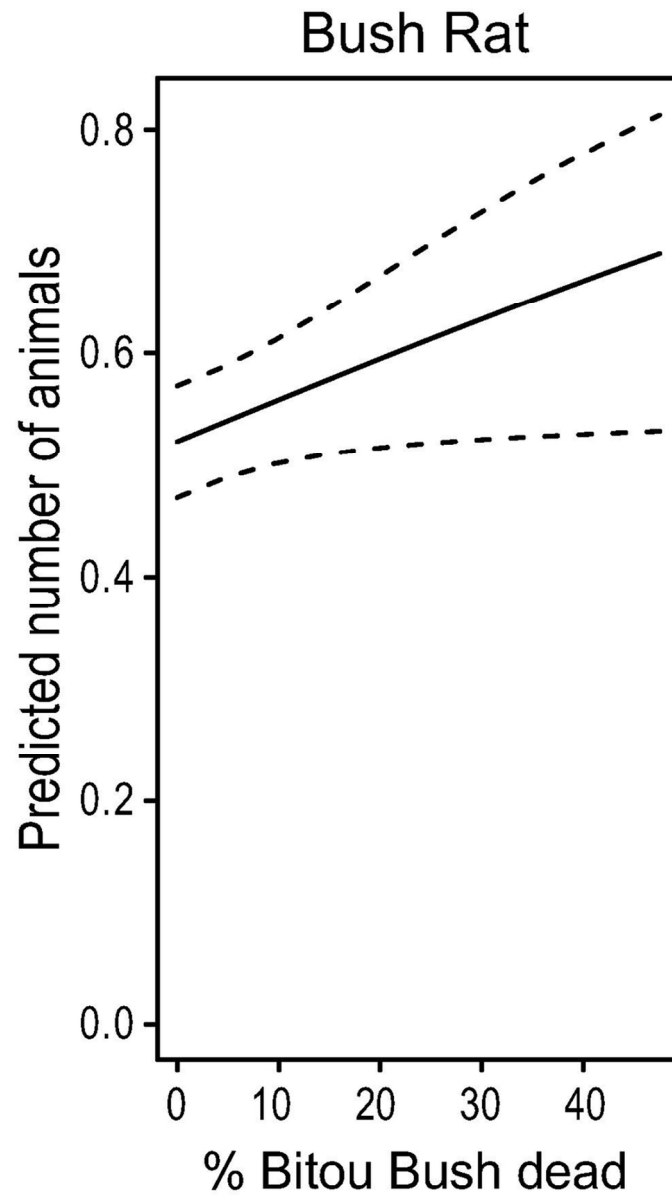


Fig. 5. Effect of percentage cover of dead Bitou Bush per site on the abundance of the Bush Rat. The solid line corresponds to the mean effect in the model and the dashed lines are the 95% confidence intervals.

Fig. 5

74x132mm (300 x 300 DPI)

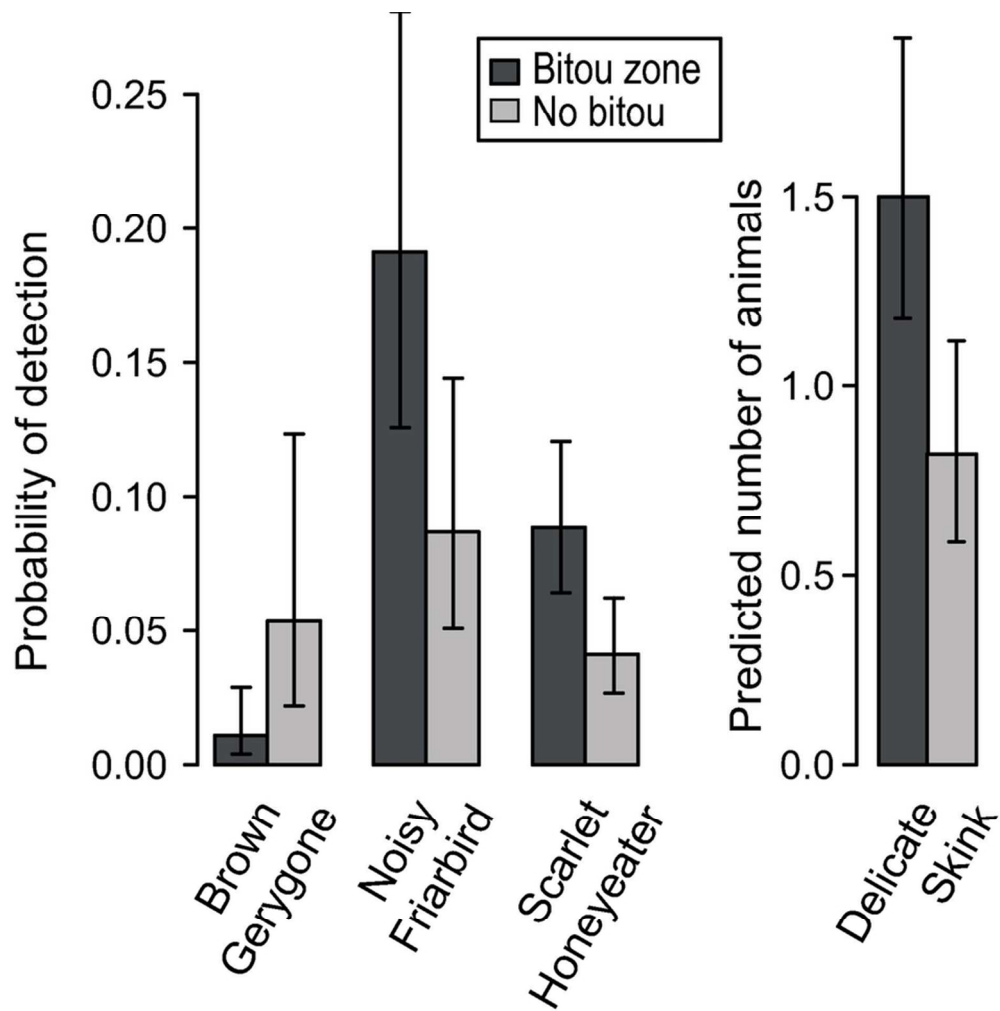


Fig. 6. Estimated probabilities of detection of three bird species and abundance of the Delicate Skink per site on Bitou Bush experimental sites (the Bitou zone) and in similar sites from main study (denoted No bitou). The diagrams show standard errors.

Fig. 6
81x81mm (300 x 300 DPI)

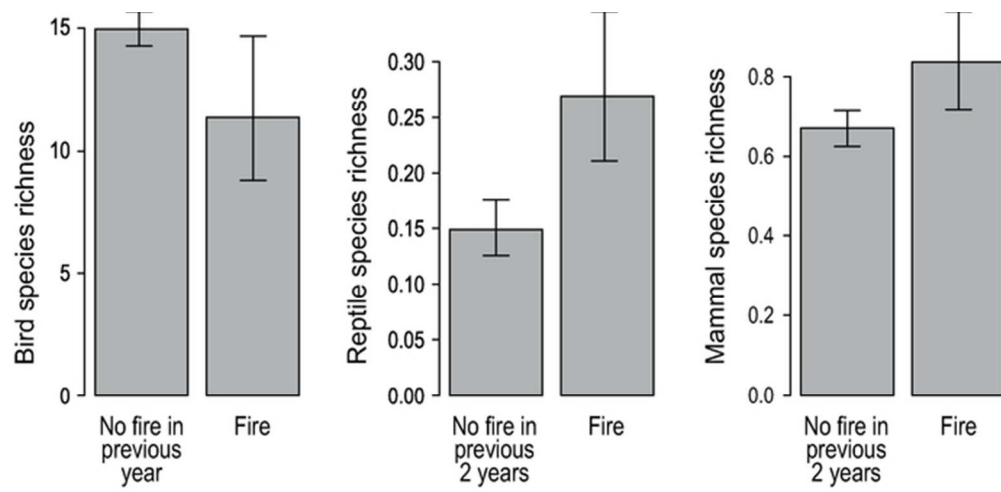


Fig. 7. Relationships between fire and the species richness of birds, reptiles and mammals. The diagrams show standard errors.

Fig. 7

58x27mm (300 x 300 DPI)

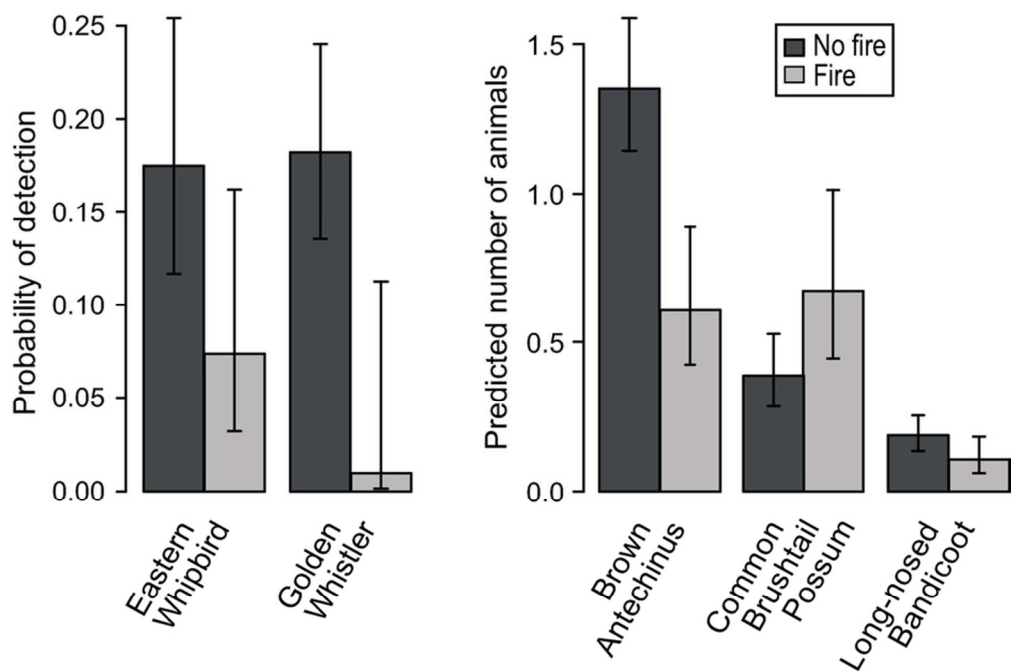


Fig. 8. Effect of fire on the estimated detection frequency of two bird species and abundance of three mammal species. The diagrams show standard errors.

Fig. 8
79x54mm (300 x 300 DPI)

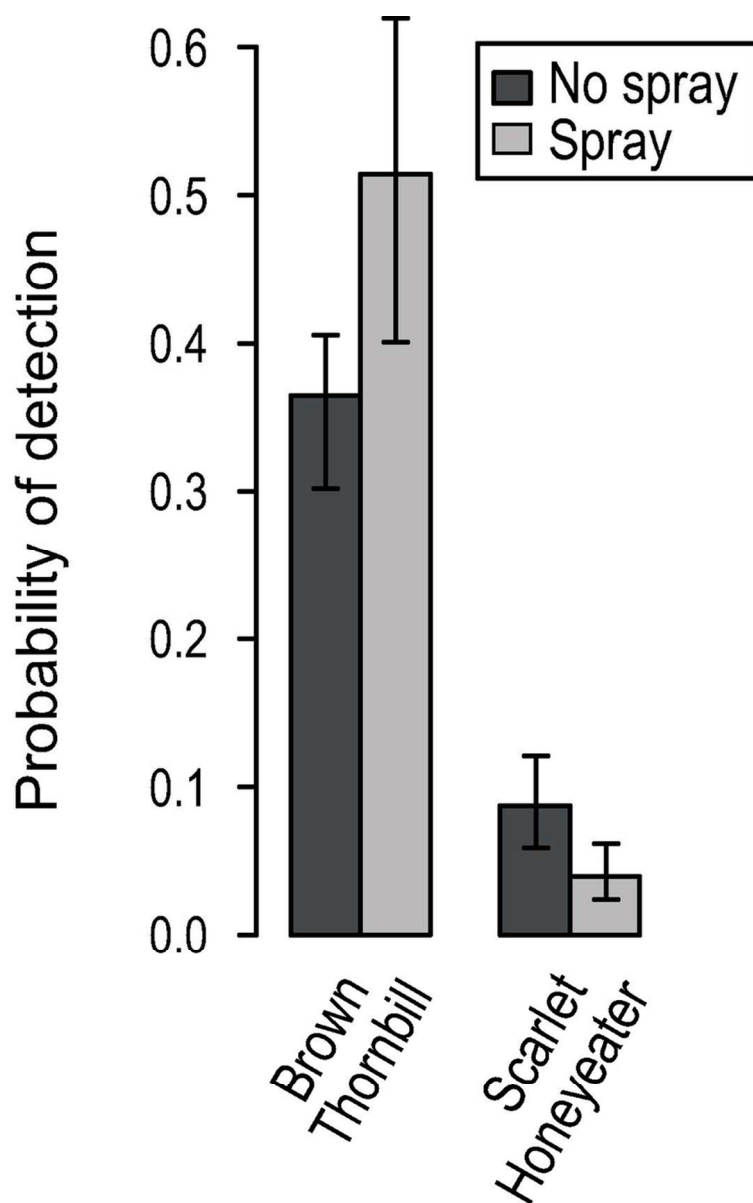


Fig. 9. Effect of spraying in the previous two years on the estimated detection frequency of two bird species. The diagrams show standard errors.

Fig. 9

73x116mm (300 x 300 DPI)

APPENDIX 1

Non-target impacts of weed control on birds, mammals and reptiles

David B. Lindenmayer*, Jeff Wood, Christopher MacGregor, Richard J. Hobbs and Jane A. Catford

*Corresponding author: David B. Lindenmayer

Email: david.lindenmayer@anu.edu.au

Affiliation: Fenner School of Environment and Society; ARC Centre of Excellence for Environmental Decisions; National Environmental Science Program, Threatened Species Recovery Hub; and Long-term Ecological Research Network, Terrestrial Ecosystem Research Network, The Australian National University, Canberra, Australian Capital Territory, Australia

Table S1. Effects of Bitou Bush removal on birds. Coefficients are shown from models selected from all candidate predictors excluding measures of native vegetation, together with significance levels from fitting HGLMs.

Species	No Detections	Year	Fire in previous year (0/1)	Fire in previous 2 years (0/1)	Spray in previous year (0/1)	Spray in previous 2 years (0/1)	Spray and fire in previous 2 years (0/1)	Veg type 0=Bangalay 1=Swamp Oak	Bitou area (0/1)	Amount of Live bitou (%)	Amount of Dead bitou (%)	Number of bitou plants per 100 sq m
Bird species richness			-0.274 0.032									
Brown Gerygone	111	0.222 <0.001							-1.635 0.015			
Brown Thornbill	592					0.602 0.005						
Crimson Rosella	293	-0.136 <0.001										
Eastern Bristlebird	76							1.994 0.014				-0.402 0.010
Eastern Spinebill	528											
Eastern Whipbird	313	-0.188 <0.001		-0.982 0.015								
Eastern Yellow Robin	257											-0.303 0.039
Fan-tailed Cuckoo	109											
Golden Whistler	286			-3.063								

			0.014		
Grey Fantail	747				
Grey Shrike-thrush	221				
Lewin's Honeyeater	282				0.028
					0.026
Little Wattlebird	247				0.047
					0.001
New Holland Honeyeater	196				
Noisy Friarbird	237		-1.238	0.914	
			0.041	0.017	
Olive-backed Oriole	121				
Rainbow Lorikeet	174				
Red Wattlebird	241	-0.124			
		0.005			
Rufous Whistler	168	0.168			0.037
		<0.001			0.006
Satin Bowerbird	76				
Scarlet Honeyeater	98		-1.330	0.817	
			0.004	0.003	
Silveryeye	215				
Spotted Pardalote	481				
Striated Thornbill	283				
Superb Fairy-wren	86				
Variegated Fairy-wren	183				
White-browed Scrubwren	474				
White-throated Treecreeper	437	-0.092			
		0.005			

Table S2. Effects of Bitou Bush removal on mammals and reptiles. Coefficients are shown from models selected from all candidate predictors excluding measures of native vegetation, together with significance levels from fitting HGLMs.

Species	No. Detections	Year	Fire in previous year (0/1)	Fire in previous 2 years (0/1)	Spray in previous year (0/1)	Spray in previous 2 years (0/1)	Spray and fire in previous 2 years (0/10)	Veg type 0=Bangalay 1=Swamp Oak	Bitou area	Live bitou (%)	Dead bitou (%)	Number of bitou plants per 100 sq m
Species richness of mammals		-0.072 <0.001						0.219 0.007				
Brown Antechinus	1103	-0.215 <0.001		-0.834 <0.001								
Long-nosed Bandicoot	115	-0.387 <0.001		-0.552 0.026						0.015 0.008		
Bush Rat	841	-0.186 <0.001									0.015 0.035	
Common Brushtail Possum	198	0.164 <0.001		0.553 0.007								
Species richness of reptiles		-0.259 <0.001		0.594 <0.001								
Delicate Skink	387	-0.325 <0.001							0.613 0.002			