

Effect of isolated roughness element height on high-speed laminar-turbulent transition

Journal:	<i>Journal of Fluid Mechanics</i>
Manuscript ID	JFM-16-RP-1330.R2
mss type:	Rapids
Date Submitted by the Author:	n/a
Complete List of Authors:	Estruch-Samper, David; National University of Singapore, Mechanical Engineering Hillier, Richard; Imperial College, Dept of Aeronautics; Imperial College, Dept of Aeronautics Vanstone, Leon; University of Texas at Austin Ganapathisubramani, Bharathram; university of Southampton, Faculty of Engineering and the Environment
Keyword:	High-speed flow < Aerodynamics, Compressible boundary layers < Compressible Flows, Transition to turbulence < Instability

Effect of isolated roughness element height on high-speed laminar-turbulent transition

David Estruch-Samper^{1†}, Richard Hillier², Leon Vanstone³
and Bharathram Ganapathisubramani⁴

¹Department of Mechanical Engineering, National University of Singapore, Singapore

²Department of Aeronautics, Imperial College London, South Kensington, UK

³Department of Aerospace Engineering, University of Texas at Austin, USA

⁴Engineering and the Environment, Southampton University, Southampton, UK

(Received ?; revised ?; accepted ?. - To be entered by editorial office)

Understanding of the roughness-induced laminar-turbulent transition of supersonic and hypersonic flows is partly challenged by the intricate sensitivities presented by different correlation criteria. We investigate experimentally the effect of height for an isolated roughness element of quadrilateral planform. Heat transfer measurements document the enhancement of roughness-induced disturbances – here the associated heat flux perturbation – along a downstream axisymmetric laminar separation. With increasing element height k , a gradual intensification in wake disturbance levels is found for *subcritical* elements ($k/\delta_k < 0.15$, where δ_k is the undisturbed boundary layer thickness) while elements taller than the *effective* condition ($k/\delta_k \geq 0.32$) bypass the more moderate transition mechanisms to produce a fully turbulent element wake. Results exhibit high sensitivity to flow properties at roughness height between *critical* and *effective* conditions. A reduction in wake disturbance levels with increasing height is documented within $0.23 \leq k/\delta_k \leq 0.32$. This effect coincides with a decrease in kinematic viscosity at roughness height ν_k (as Mach number at height M_k increases from 1.52 to 1.96) and is restricted to elements with strong local separation, whereby the influence of local shear effects is enhanced.

1. Introduction

The laminar-turbulent transition of high-speed boundary layers results in large increases in skin friction drag and surface heating. The transition process is often accelerated by wall irregularities in the form of surface roughness or other imperfections interfering with the incoming laminar flow (Schneider 2008; Fedorov 2011). While empirical correlations of roughness-induced high-speed flow transition are often used as a guidance for prediction purposes (e.g. Horvath et al. 2012), there is a need to expand the understanding on the related physical mechanisms so as to eventually enable the development of enhanced physics-based transition models capable of delivering more accurate predictions (Reshotko 2007).

The present study follows from that in Fiala, Hillier & Estruch-Samper (2014), whereby the transition of a hypersonic blunt-body boundary layer was experimentally investigated. The study used surface heat transfer to identify the narrow range between *critical* and *effective* conditions, i.e. respectively the shortest height capable of altering the downstream laminar flow to induce transition onset and the shortest height where transition occurs at a fixed distance behind the element and above which taller heights no longer lead to an upstream shift of transi-

† Email address for correspondence: mpedavid@nus.edu.sg

tion onset. Such conditions were accordingly achieved with $k/\delta_n \approx 0.1$ ($Re_{kk} = 123$, where $Re_{kk} = \rho_k U_k k / \mu_k$) and $k/\delta_n \approx 0.2$ ($Re_{kk} = 347$), where $\delta_n = 0.4 \text{ mm}$ is the boundary layer thickness at roughness element location on the hemispherical nose. Noting the susceptibility of the blunt-body boundary layer to micron size roughness, and in order to enable a higher resolution to study the effect of roughness height (Δk), the location of the element is here shifted to a downstream region over the cylindrical portion of the body, thus allowing the boundary layer to develop further ($\delta_k = 1.75 \text{ mm}$, based on laminar CFD and with edge taken at 99.5% of the recovery of total enthalpy h_o from the wall). This enables documenting the region close behind the element ($\sim 5\delta_k$) and up to $\sim 40\delta_k$ downstream of it.

An isolated quadrilateral element is tested in both a *square* and a *diamond* arrangement, i.e. respectively with an edge or a vertex of the square facing the flow and with height as the only additional variable. The *square* configuration aims at producing a similar test case to the studies by De Tullio et al. (2013), where the instability and breakdown to turbulence induced by a quadrilateral element was investigated numerically at Mach 2.5. Their results described the dynamics within the high shear region surrounding the downstream low- and high-speed streaks and the multiple modes of instability embedded in the wake of the roughness element. For a $k/\delta_k = 0.44$ element ($Re_{kk} = 791$), the roughness wake was found to be dominated by varicose mode instability driven by wall-normal shear, while sinuous mode instabilities (associated with lateral shear) were found to be relatively weaker. Results were in general agreement with previous numerical and experimental studies by Choudhari et al. (2010, 2013) and Kegerise et al. (2012) on isolated *diamond* elements at Mach 3.5, where sinuous modes were found to experience greater amplification for shorter elements and varicose instability to become more dominant and drive the breakdown to turbulence for higher Re_{kk} . In subsequent DNS studies on *square* elements by De Tullio & Sandham (2015) in a Mach 6 boundary layer, two main mechanisms responsible for the excitation of wake modes were described: a first one due to the interaction of the local reversed flow with external disturbances and a second one due to the interaction between the roughness wake and the different boundary layer modes. As further shown in recent DNS studies, similar mechanisms are induced by hemispherical (Iyer & Mahesh 2013) and cylindrical roughness (Subbareddy, Bartkowicz & Candler 2014). In this study, we investigate in detail the effect of roughness height by systematically varying k/δ_k , and hence Re_{kk} .

2. Experimental procedures

We employ a body of revolution as base geometry. The cylinder/flare configuration (figure 1a), located well downstream of the blunt-cylinder nose, intends to facilitate interpretation of results through the enhancement of roughness-induced disturbances as they convect through the shock-wave/boundary-layer interaction (SBLI) region in a similar approach as that in the numerical simulations by Choudhari et al. (2009). Results rely on the measurement of heat transfer as a sensitive property to characterise near-wall fluctuations downstream of the element. As such, wake disturbances are here interpreted in terms of the resulting heat flux perturbation with respect to the undisturbed case (c.f. the level of

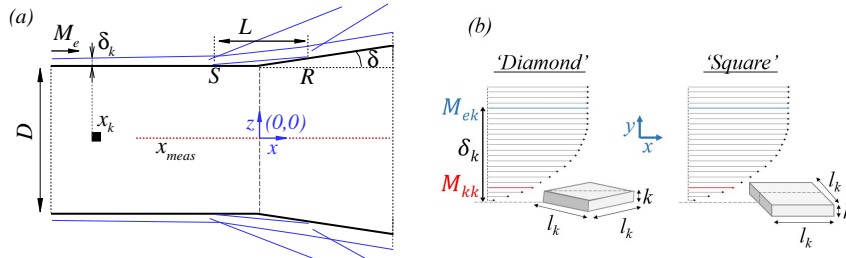


FIGURE 1. Schematic of test models: (a) cylinder/flare region indicating locations of laminar separation S and reattachment R , with separation length L , flare angle δ , measurement stations x_{meas} , roughness element location x_k and undisturbed laminar boundary layer thickness and edge Mach number, δ_k and M_{ek} ; (b) quadrilateral roughness element planform geometries with edge length l_k and height h , and Mach number at edge M_{ek} and roughness height M_{kk} .

δ ($^\circ$)	L (mm)	x_k/δ_k	x_k/L	x_S/L	x_S/L	k/δ_k	l_k/δ_k	D/δ_k	x_{meas}
8	23	-22.9	-1.74	-0.5	0.5	0.03–1.71	1.1	42.86	$-1.26 \leq x/L \leq 1.39$

TABLE 1. Reference values of laminar separation defined by CFD (nomenclature as per fig. 1).

unsteady fluctuation associated more directly with the transition process). The amplification of disturbances within the wake of the *diamond* and *square* roughness elements (figure 1b) is accordingly correlated to the gradual transition of the interaction from a fully laminar state with separation to a fully turbulent attached state and transition onset locations x_{tr} are derived based on the onset of heat transfer overshoot from the base level (e.g. see Berry & Horvath 2008). To facilitate high-resolution height adjustments ($\Delta k=50\mu m$), the roughness element is integrated to a micrometer module and varied within the range $0 \leq k/\delta_k \leq 1.71$ at a fixed location. This enables a detailed study on the effect of roughness height and the evaluation of existing correlation criteria (noting that the limitations inherent to sensor spatial/spectral resolution and restricted dataset challenge the development of more elaborate measures). A ‘controlled’ experimental study on roughness-induced transition is thus conducted in this manner.

Experiments were conducted at the Imperial College gun tunnel using nitrogen as the test gas and at a freestream Mach number of $M_\infty = 8.9$. The total flow conditions were set at $p_{o,\infty}=60.8MPa$ and $T_{o,\infty}=1150K$, resulting in freestream static pressure and temperature of $p_\infty=3100Pa$ and $T_\infty=68.3K$, and a unit Reynolds number of $Re_\infty=47.4 \times 10^6 m^{-1}$. Each run lasted 25ms, including ramp-up to steady test conditions and a subsequent ramp-down, and with an established flow duration of 6 ms (starting 10 ms from tunnel start). For data reduction and laminar CFD, the Prandtl number is assumed constant at $Pr=0.72$ and the viscosity is evaluated using Keyes’ law to handle the low external temperatures (near-wall viscosity predictions related to higher temperatures are $1.3\% \pm 0.5\%$ greater than using Sutherland’s law). The numerical procedure is formulated as a second order accurate ‘convection-diffusion-split’ axisymmetric Navier Stokes code with convective fluxes solved using an explicit generalised Riemann problem and diffusive fluxes evaluated by an implicit centred-differencing procedure (wall

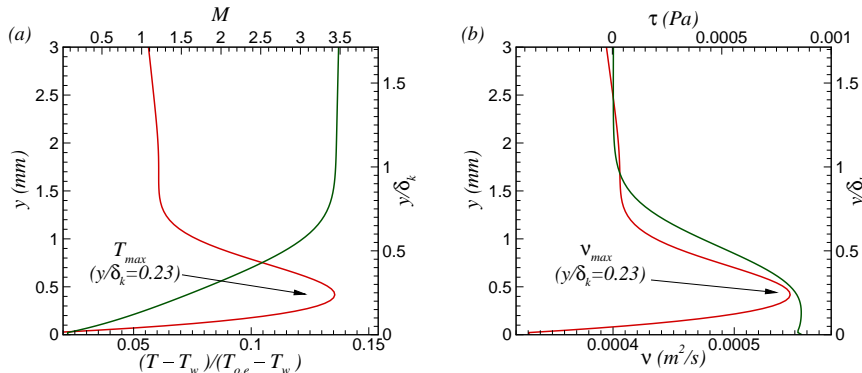


FIGURE 2. Undisturbed boundary layer profiles at roughness element location: (a) temperature ratio $(T-T_w)/(T_{o,e}-T_w)$ (red) and Mach number M (green) profiles and (b) kinematic viscosity ν (red) and shear stress τ (green). Laminar CFD (Fiala, Hillier & Estruch-Samper 2014).

M_{ek}	$Re_{ek} (m^{-1})$	$T_{ek} (K)$	$q_L (W/cm^2)$	$\delta_k (mm)$	$\delta_k^* (mm)$	θ_k
$3.44 \pm 1.5\%$	$3.2 \times 10^6 \pm 6\%$	$352 \pm 2\%$	$1.9 \pm 2\%$	$1.75 \pm 1\%$	$0.50 \pm 3\%$	$0.17 \pm 4\%$

TABLE 2. Flow conditions at roughness element location x_k : Mach number at boundary layer edge M_{ek} , unit Reynolds number at boundary layer edge Re_{ek} , temperature at boundary layer edge T_{ek} , undisturbed laminar heat transfer q_L and boundary layer thickness, displacement thickness and momentum thickness δ_k , δ_k^* and θ_k . Wall temperature $T_w=293K \pm 1.5\%$.

temperature set at T_w). The turbulent boundary layer over the tunnel nozzle results in a relatively high-disturbance free stream environment in comparison to that attainable in quiet hypersonic facilities (Schneider 2008).

The test region comprises the cylindrical afterbody and flare, respectively of diameter $D=75\text{mm}$ and deflection angle $\delta=8^\circ$; the cylindrical section and flare start at 103mm and 212mm from nose, i.e. with the latter corresponding to the corner location x_c . This arrangement produces a laminar separation of length $L=23\text{mm}$, fully established within $<1\text{ms}$ from the start of the 6ms test window. The separation and reattachment locations, defined from laminar CFD at $C_f = 0$ (zero skin friction coefficient), are equally spaced at $x_S/L=-0.5$ and $x_R/L=0.5$ from the cylinder/flare junction (where x_c is $x/L=0$) and the roughness element is located at $x_k=-1.74L$ upstream of it, with element height adjusted between runs. Further reference values related to the base flow are given in table 1.

Heat transfer measurements were obtained using thin-film platinum temperature gauges, painted onto Macor machinable ceramic substrate and fitted integral with the surface of the model, with separate modules for cylinder and flare. Sensors were spaced at 1mm pitch in the axial direction (element size $\Delta x=0.1\text{mm}$ by $\Delta z=2\text{mm}$) and covered the region between $-1.26 \leq x_{meas}/L \leq 1.39$ ($z=0$). Noting the finite sensor width, measurements are thus deemed representative of the spanwise-averaged fluctuations within $\pm 0.5l_k$ from wake centreline for a given axial location. The signals were amplified and low-pass filtered at 50 kHz before being digitised by a 24-bit analogue-to-digital converter at a sample rate of 100 kS/s. The experimental error in heat transfer is $\pm 10\%$, including a $\pm 5\%$ uncertainty in the substrate thermal properties, a $\pm 1\%$ uncertainty related to




FIGURE 3. Schlieren images of (a) laminar shock-wave/boundary-layer interaction with boundary layer separation and (b) fully turbulent interaction with attached boundary layer.

the thin-film thermo-resistive properties, and a $\pm 4\%$ regarding calibration of the gauges, signal conditioning and spatial resolution. Unsteady data is restricted by the short duration of the facility and limited to 512 data points per run (starting at 10.88ms from tunnel start). Repeat runs were carried out for all cases to ensure repeatability and roughness height was systematically monitored to be well within $\pm 5\mu m$ accuracy. The edge Mach and Reynolds numbers of the undisturbed laminar boundary layer at the roughness location were $M_{e,k}=3.44$ and $Re_{e,k}=3.2 \times 10^6 m^{-1}$, and boundary layer thickness $\delta_k = 1.75 mm$. Other relevant values at the location of the roughness element are listed in table 2.

Profiles of the undisturbed laminar boundary layer at roughness location x_k are presented in figure 2, for: the temperature ratio $(T - T_w)/(T_{o,e} - T_w)$, Mach number M , kinematic viscosity ν and shear stress τ . The temperature profile in figure 2a exhibits a local peak characteristic of cold-wall high-speed boundary layers, in this instance at a height of $0.23\delta_k$ from the wall ($0.8\delta_k^*$). Kinematic viscosity exhibits a similar profile given its direct dependence on temperature (figure 2b). Complete details on the basic test flow over the blunt-cylinder body without the flare and on the numerical methodology can be found in Fiala et al. (2006) and Fiala, Hillier & Estruch-Samper (2014).

3. Results

As shown in the schlieren images in figure 3, the reference (undisturbed) laminar interaction is characterised by the presence of a separation and a reattachment shock while the roughness wake in the fully turbulent interaction results in a single shock attached to the corner (intrinsic to the present low-deflection ramp angle). The gradual transition from the laminar to the fully turbulent state as roughness height is increased is captured in the plots of average heat transfer in figure 4, which correspond to the *diamond* element cases for the complete range of heights investigated ($0.03 \leq k/\delta_k \leq 1.71$). The figures also include the experimental and numerical fully laminar trends for reference.

With an element height of $k/\delta_k=0.03$ (figure 4a), the mean heat transfer q along the interaction remains practically undisturbed and exhibits a reduction characteristic of laminar separation but with a slight overshoot as the element wake starts transitioning upon reaching the corner. For $k/\delta_k=0.06, 0.09$ and 0.12 (figure 4a), q overshoots progressively at a higher rate over the ramp as roughness-induced disturbances gain strength with increasing height. A similar effect is also observed for the $k/\delta_k=0.15$ element (figure 4b), and a subsequent increase in height to $k/\delta_k=0.17$ then leads to disturbances gaining sufficient strength so as to alter the laminar separation upstream of the flare and rise towards the turbulent state. For the present purposes (noting the influence of the corner flow), the

6

D. Estruch-Samper et al.

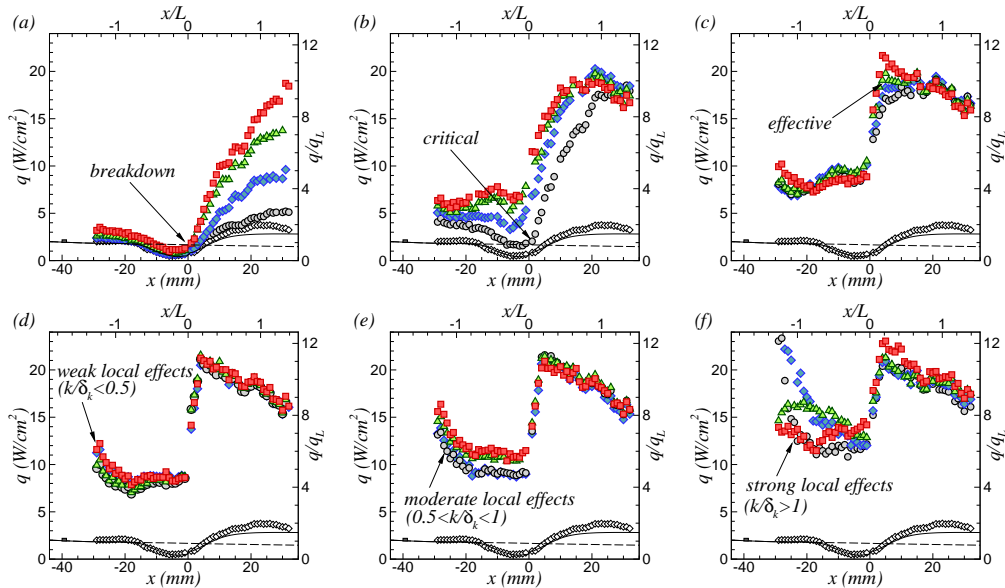


FIGURE 4. Time-averaged axial heat transfer distributions for different *diamond* roughness element heights: (a) $k/\delta_k=0.03, 0.06, 0.09, 0.12$; (b) $k/\delta_k=0.15, 0.17, 0.20, 0.23$; (c) $k/\delta_k=0.26, 0.29, 0.32, 0.35$; (d) $k/\delta_k=0.38, 0.41, 0.44, 0.47$; (e) $k/\delta_k=0.52, 0.58, 0.69, 0.80$; (f) $k/\delta_k=1.03, 1.26, 1.49, 1.71$. From lower to higher k/δ_k for each subfigure: grey \circ , blue \diamond , green \triangle and red \square . Reference fully laminar results ($k/\delta_k=0$) are indicated as black \diamond in each plot, along with the laminar CFD for the cases with and without the flare respectively as solid and dashed lines. Element location x_k indicated as a small square for reference. Right axis indicates respective levels normalised by local laminar heating at roughness element location q/q_L (see table 2).

$k/\delta_k=0.15$ case is hence identified as the *critical* roughness condition. As roughness height is further increased to $k/\delta_k=0.20$ and 0.23 , transition onset continues to shift closer to the element. The mean level upstream of the interaction is thus gradually elevated and leads to an offset of the separation trend ahead of the corner; these effects are consistent with observations in the aforementioned numerical studies which described the mechanisms of disturbance near-wall penetration and breakdown as common features associated to the onset of transition. In Choudhari et al. (2009), a nearly monotonic decay in the amplitude of subcritical stationary streaks was also shown to amplify across the compression corner and enhance the growth of non-stationary instabilities. As per their findings, the concave streamline curvature near the corner is believed to also contribute to the reinforcement of streak amplitudes and to have a destabilising influence.

As element height increases to $k/\delta_k=0.26, 0.29$ and 0.32 (figure 4c), the heat transfer rise across the corner becomes abrupt as the roughness wake reaches a fully turbulent state and the attached corner shock becomes established. The $k/\delta_k=0.32$ case shows early evidence of the monotonic decrease in fully turbulent heat transfer level over the flare and is identified as the *effective* condition. Further increases in element height, and up to $k/\delta_k \approx 0.5$ (figure 4d), produce little change in the attached flow downstream of the corner but induce increased heating ahead of it. The heat transfer augmentation close to the element is further enhanced for heights up to the order of the boundary layer thickness $0.5 < k/\delta_k < 1$ (figure

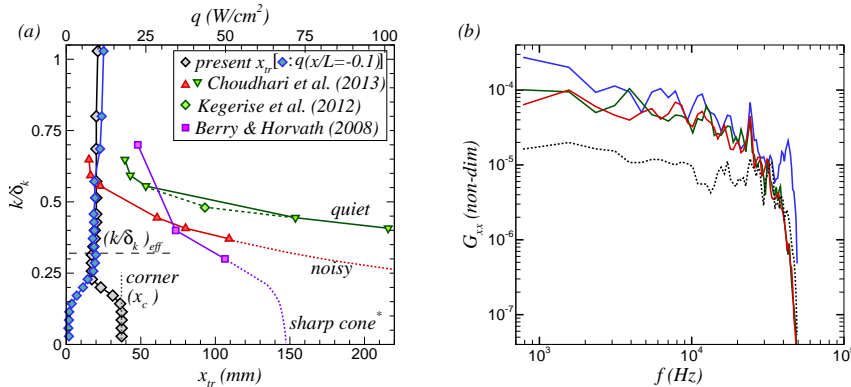


FIGURE 5. Effect of isolated *diamond* roughness element height: (a) transition length from roughness trailing edge x_{tr} as a function of k/δ_k compared with related studies in the literature and present heat transfer q at $x/L = -0.1$ (close ahead of the corner), and (b) power spectral density G_{xx} based on heat transfer signal at $x/L = -1$ (freq. resolution $\Delta f = 0.78$ kHz) for cases $k/\delta_k = 0$ (black), $k/\delta_k = 0.23$ (blue), $k/\delta_k = 0.32$ (green) and $k/\delta_k = 1.0$ (red). Flow conditions in reference studies are: $M_\infty = 3.5$, $Re_\infty = 9.84 \times 10^6/m$ (CFD by Choudhari et al. 2013, flat plate) and $M_\infty = 3.5$, $Re_\infty = 10.8 \times 10^6/m$ (experiments by Kegerise et al. 2012, flat plate) both with $\delta_k = 0.7 \pm 0.01$ mm; and $M_\infty = 6$, $Re_\infty = 14.1 \times 10^6/m$ (experiments by Berry & Horvath 2008 on zero-incidence 5° sharp cone), with $\delta_k = 0.4 \pm 0.02$ mm. Dashed lines in the first figure assume extrapolation towards *critical* height conditions and eventual natural transition below that. *Noise levels in the latter study reported to fall between the indicated ‘noisy’ and ‘quiet’ thresholds.

4e), however, without significantly altering the downstream SBLI, which remains effectively at the turbulent attached condition. The local heating effects continue to be enhanced for taller elements ($k/\delta_k > 1$) yet with minor influence on the downstream corner flow (figure 4f).

Accordingly, in figure 5a the increase in roughness height is seen to lead to an upstream shift of the transition onset location x_{tr} , defined here as distance from element trailing edge (with associated uncertainty below 5%) and to follow an inverse trend with respect to local heat transfer, x_{tr} being thus deemed to correlate with $\sim q^{-1}$ (e.g. here shown at a sample location $x/L = -0.1$ and compared with previous studies; with reference values needed for further normalisation given in the figure caption and in tables 1 and 2). Below $k/\delta_k = 0.15$, x_{tr} is fixed at the corner due to the local destabilising effects and it is then shortened with increasing height, eventually asymptoting towards $x_{tr} \approx 21 \pm 1$ mm ($\sim 12\delta_k$). The *effective* transition length is of a similar order as that found under ‘noisy’ (high-disturbance) environmental conditions in Choudhari et al. (2013) and Kegerise et al. (2012). In their studies, the effective transition length induced by *diamond* elements was shown to be over 2.5 times longer under ‘quiet’ (low-noise) conditions, where the stability analysis of the element wake was based on N-factor calculations; the effect of environmental disturbance levels on x_{tr} was further found to lead to even greater differences between ‘quiet’ and ‘noisy’ conditions for shorter elements, with the breakdown of the dominant modes associated to transition onset exhibiting a strongly nonlinear dependence on roughness height. The results by Berry & Horvath (2008) on a 5° sharp cone – in great part relying on surface heat transfer – also reported some degree of nonlinearity in transition length as a function of roughness height. Nonetheless, following an ex-

tensive parametric analysis, a substantial *effective* transition dataset was shown to still correlate as $(Re_\theta/M_e)(k/\delta_k)=70\pm 20\%$ – so that the assumption of linear height effect could be found plausible with sufficient error margins by accounting for the more immediate effects of Reynolds number (based on displacement thickness Re_θ) and edge Mach number M_e . It may then be noted that the different *effective* conditions in the reference studies, in comparison to the present case, are in part related to pertinent variations in the parameters above.

As a sensitive measure of practical impact, we thus discuss the effects on heat transfer. The respective power spectra in figure 5b (again shown for q at $x/L = -0.1$) exhibit a broadband distribution without clear dominant frequencies and at levels above the undisturbed laminar state. The spectra remain similar at the effective height $k/\delta_k=0.32$ and above (e.g. here shown for $k/\delta_k=1$) with a slight enhancement in the lower and upper frequency ranges found with $k/\delta_k=0.23$. The present bandwidth, with upper bound considered safely reliable up to at least $f_{max}=42\text{kHz}$ (corresponding to a Strouhal number $S_\delta=f_{max}\delta_k/U_e$ of about 0.057, where edge velocity is $U_e=1295\text{m/s}$), however proves insufficient to capture dominant frequencies characteristic of the transitional wake as well as to enabling a broader stability analysis for frequencies in excess of this threshold.

Alternatively, we thus refer to the contour maps in figures 6a-b, which summarise the normalised standard deviation σ_q/q over the interaction length for both the *diamond* and *square* arrangements and for the complete range of heights. The *effective* height, $(k/\delta_k)_{eff}=0.32$, presents a clear threshold above which the turbulent wake remains fully attached and induces a rapid rise in heat transfer at the corner. The respective profiles in figures 6c-d show that σ_q/q remains below <0.1 above this height for both the *diamond* and *square* cases, i.e. $(k/\delta_k)_{eff}$ is practically common to both – within the $\pm\Delta(k/\delta_k)=0.03$ resolution. In the sample schlieren images for the respective $(k/\delta_k)=1$ cases, the corner shock is seen to remain attached at the corner x_c and two further oblique shocks are induced near the roughness element. For the *diamond*, the foremost shock appears attached to the element's leading edge and the downstream shock has its origin at a location close behind the element. For the *square*, a local upstream separation of length $\sim 5\delta_k$ can be seen and the downstream shock appears relatively weaker.

The effects of roughness height for the *diamond* and *square* arrangements are further summarised in the form of q/q_L contour maps in figures 7a-b. The heat transfer amplification close behind the element (with respect to q_L) is significantly enhanced for the *diamond* cases (figure 7a). In contrast, for the *square* configuration, the local heating effects within the region downstream of the element are relatively weaker (figure 7b), in this instance with only a slight amplification found for elements taller than the boundary layer thickness $k/\delta_k>1$ (c.f. $k/\delta_k>0.5$ for the *diamond*). The corresponding heat transfer profiles in figures 7c and 7d offer further insight into the effect of element height. As more clearly seen from its subsequent enhancement downstream of the interaction ($x/L=1.0$), an effectively linear increase in q/q_L levels with roughness height is documented in both cases below *subcritical* conditions ($k/\delta_k\leq 0.15$). Heat transfer levels continue to increase with height between $k/\delta_k=0.15$ and $k/\delta_k=0.23$ (see $x/L=-1.0, -0.1$ and 0.1). For the *square*, the surface heat transfer is found to increase with

Effect of roughness height on high-speed transition

9

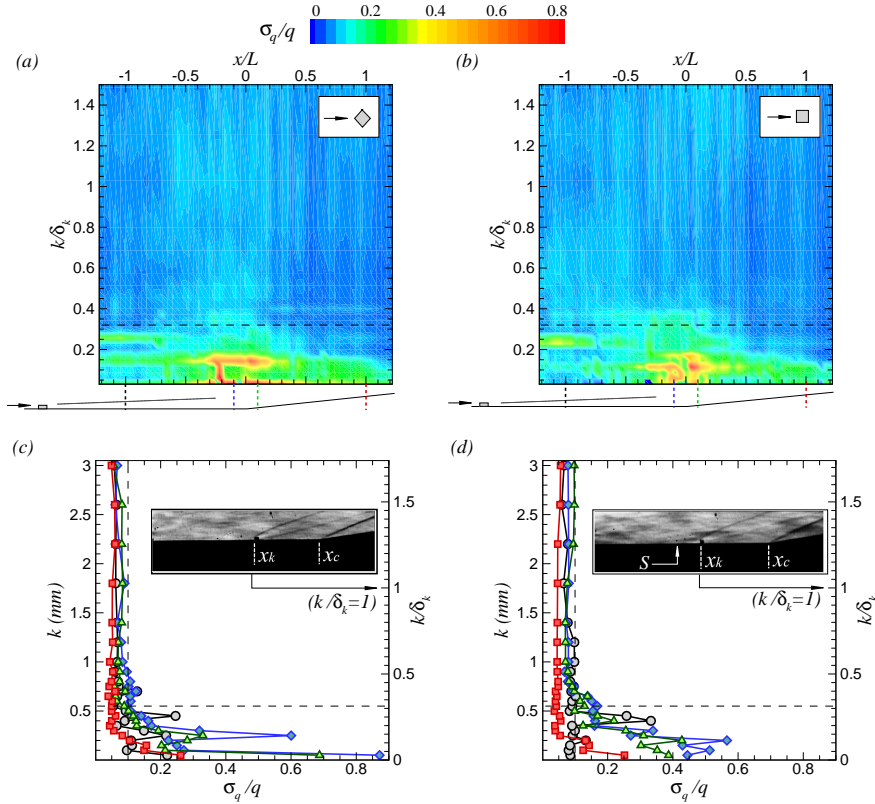


FIGURE 6. Normalised standard deviation σ_q/q contours in the (x, h) -plane for (a) diamond roughness element and (b) square roughness element and corresponding profile over $k/\delta_k = 0.03 - 1.71$ range for axial locations $x/L = -1.0$ (black \circ), $x/L = -0.1$ (blue \diamond), $x/L = +0.1$ (green \triangle), $x/L = +1.0$ (red \square) respectively for (c) diamond roughness element and (d) square roughness element, with corresponding schlieren for $k/\delta_k = 1$ cases. Horizontal and vertical dashed lines respectively mark *effective* height and $\sigma_q/q = 0.1$. Schematics indicate test geometry for reference.

element height and to then reverse its trend between $0.23 \leq k/\delta_k \leq 0.32$. The peak is interpreted as indicative of a reversal in the effect of roughness height on roughness-induced disturbance levels between $k/\delta_k = 0.23$ and *effective* conditions ($k/\delta_k = 0.32$). The reversal is more clearly evidenced from the heat transfer trends downstream of the element ($x/L = -1$) and close ahead of the corner ($x/L = -0.1$), with heat transfer levels consistently decreasing across cases $k/\delta_k = 0.23, 0.26, 0.29$ and 0.32 . Above $k/\delta_k \geq 0.58$, the flow remains insensitive to further increases in element height independently of the increasing strength in the local effects in the vicinity of tall elements. The trend reversal between $0.23 \leq k/\delta_k \leq 0.32$ therefore coincides with the peak at $y/\delta_k = 0.23$ within the incoming laminar boundary layer profile. With reference to figures 2a–b, this range corresponds to locations within the supersonic portion of the boundary layer, where the Mach number increases from $M_k = 1.52 - 1.96$ ($M_k/M_e = 0.44 - 0.57$). Farther downstream over the ramp ($x/L = 1.0$), the heat transfer reaches a similar level of order $\sim 10q_L$ for both configurations once the element wake has attained a fully turbulent state – where $\sigma_q/q < 0.1$, as the heat transfer signal no longer oscillates between the base laminar and turbulent levels (figure 4), and the shock remains attached at the corner.

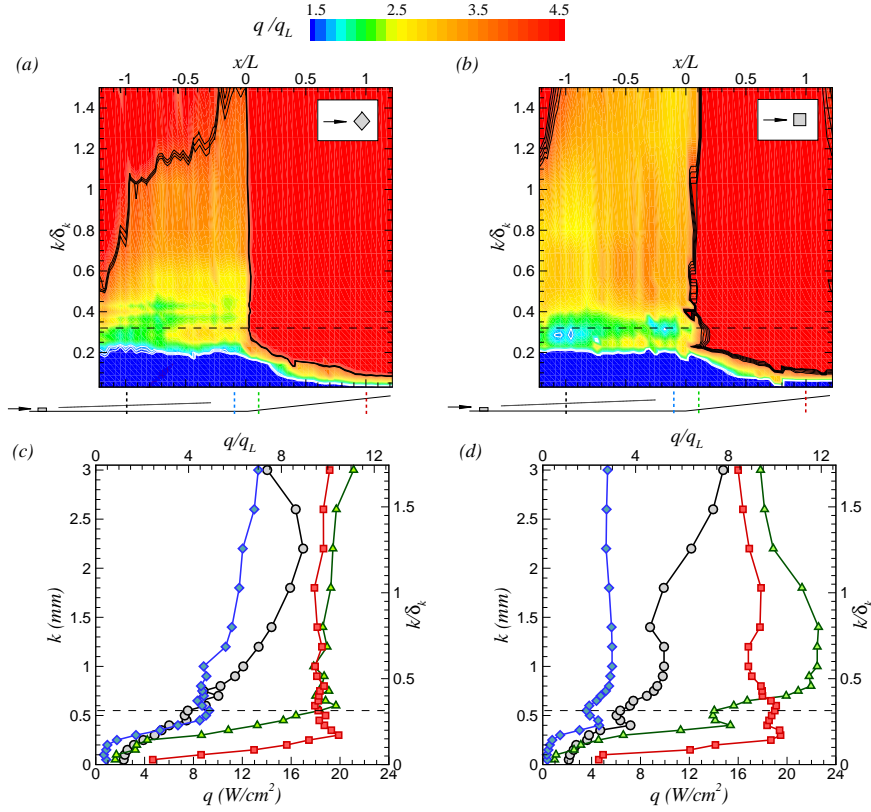


FIGURE 7. Normalised heat transfer q/q_L contours in the (x, k) -plane for (a) diamond roughness element and (b) square roughness element and corresponding profile over $k/\delta_k = 0.03 - 1.71$ range for axial locations $x/L = -1.0$ (black \circ), $x/L = -0.1$ (blue \diamond), $x/L = +0.1$ (green \triangle), $x/L = +1.0$ (red \square) respectively for (c) diamond roughness element and (d) square roughness element. Regions below and exceeding q/q_L contour levels are respectively delimited with white and black lines. Horizontal dashed line marks effective height. Schematics indicate test geometry for reference.

For further reference, the undisturbed laminar flow conditions at the roughness element location x_k and for the different reference heights are presented in table 3. The table includes some of the commonly used reference parameters in high-speed transition studies: (i) roughness Reynolds number with all values evaluated at roughness height $Re_{kk} = U_k k / \nu_k$, (ii) a similar definition but with flow properties evaluated at boundary layer edge $Re_{ke} = U_e k / \nu_e$, (iii) Reynolds number with kinematic viscosity and velocity evaluated at roughness height and with boundary layer thickness as length scale $Re_{\delta,k} = U_k \delta_k / \nu_k$, often using displacement δ_k^* or momentum thickness θ_k as alternatives, and (iv) the Reynolds to Mach number ratio with reference conditions at roughness height, $Re_{\delta,k} / M_k$, where $M_k = U_k / \sqrt{\gamma R T_k}$. Recent numerical studies have also proposed mixed roughness Reynolds number definitions with both density and viscosity evaluated at the wall instead of at roughness height, $\rho_w U_k k / \mu_w$ (Bernardini, Pirozzoli & Orlandi 2012). As per the review in Schneider (2008), the first parameter (Re_{kk}) is more widely used in high-speed transition studies while Re_{ke} and $Re_{\delta,k}$, which avoid the calculation of conditions at roughness height, are also proven useful through real flight correlations (Reshotko and Tumin 2004). The complex nature of such

reference	k/δ_k	$U_k(m/s)$	M_k	$T_k(K)$	$\nu_k(m^2/s)$	Re_{kk}	Re_{ke}	$Re_{\delta,k}$	$Re_{\delta,k}/M_k$
wall	0	0	0	293	0.000330	0	0	0	–
critical	0.15	414	1.03	395	0.000515	201	796	1407	1366
peak	0.23	615	1.52	409	0.000546	451	1274	1971	1297
effective	0.32	789	1.96	403	0.000533	814	1752	2591	1322
edge	1.0	1290	3.44	345	0.000405	5574	5574	5574	1620

TABLE 3. Flow properties at reference conditions ranging from wall to boundary layer edge.

flows and sensitivity to a wide array of variables renders these simpler parameters, and variances such as $Re_{\theta,e}/M_e$, practical for atmospheric re-entry analysis given the overwhelming effect of density variations with altitude, yet subject to limited physical interpretation (Reshotko 2007).

Reference to flow properties at roughness height thus appears relevant to different degrees in the characterisation of roughness-induced transition as a function of the local flow topology, and hence of roughness element geometry. As shown in the schematic in figure 8a, the more slender geometry of *diamond* elements reduces the extent of local separation near the roughness element and induces enhanced spanwise gradients, in turn leading to increased local heating effects (e.g. Choudhari et al. 2013). On the other hand, for *square* elements (figure 8b), the local separation effects induced by the blunt geometry are relatively stronger and often result in an upstream horseshoe vortex which convects further downstream (e.g. De Tullio et al. 2013), with the actual topology often being highly complex (note only some of the most distinctive features are highlighted here). While sharp obstacles such as the *diamond* element would be expected to induce significantly higher local vorticity due to enhanced lateral mixing, upstream separation effects for short blunt elements (e.g. *square* case) may exhibit strong upstream feedback (Estruch-Samper 2016) and be dominated by local shear effects which are bound to influence the roughness-induced transition phenomenon.

Further evaluation of the $Re_{\delta,k}$ and $Re_{\delta,k}/M_k$ profiles in figures 8c and 8d, respectively against $q - k$ profiles for the *diamond* and *square* cases ($x/L = -0.1$) and corresponding transition Reynolds number $Re_{x,tr} = U_e x_{tr} / \nu_e$, highlights the higher suitability of $Re_{\delta,k}/M_k$ to characterise roughness-induced transition between *critical* and *effective* conditions for the *square* configuration, whereby local separation effects are significant. The $Re_{\delta,k}/M_k$ ratio captures the coupled effect of the shear and compressibility effects at roughness height while cancelling out the velocity term, and proves to correlate directly with roughness-induced disturbance levels. Inertial terms become more dominant above the *effective* height, rendering $Re_{\delta,k}$ itself as a suitable parameter for characterisation of such flows, and hence Re_{kk} through accounting for k/δ_k variations, $Re_{kk} = Re_{\delta,k}(k/\delta_k)$. Results thus partly attribute the suitability of transition parameters of the type $Re_{\theta,e}/M_e \sim (k/\delta_k)$, as developed from Hyper-X and Shuttle transition data (Berry & Horvath 2008; Horvath et al. 2012), to the reduced influence of inertial terms within the Re/M ratio. Instead, correlations accounting for wall temperature effects such as $Re_{\theta,e} \sim (h/\theta)^{-1}(T_e/T_w)^{-n}$ in Reshotko and Tumin (2004), or effectively $Re_{ke} \sim (T_e/T_w)^{-n}$, may prime inertial terms and not fully encompass some of the mechanisms influencing the transition process (e.g. shear layer

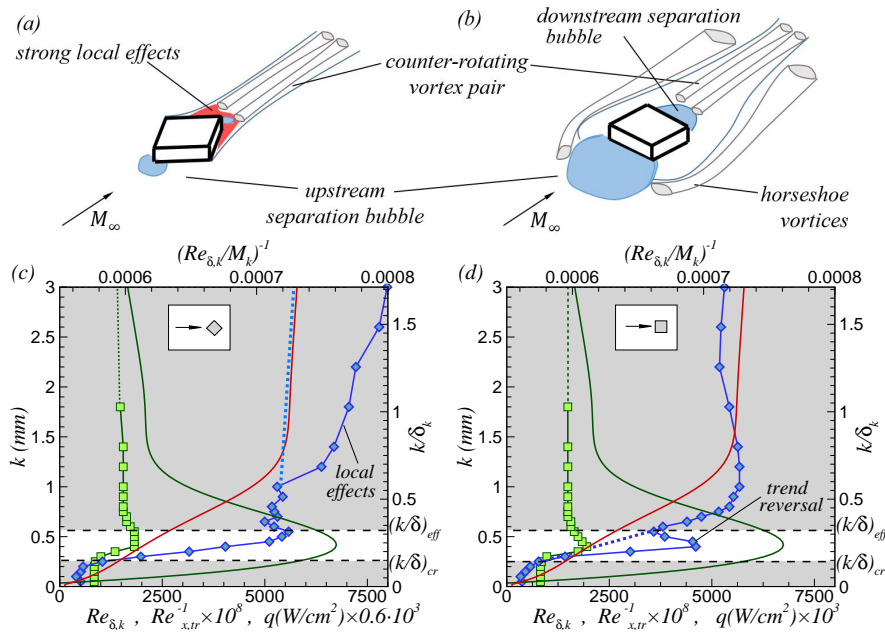


FIGURE 8. Characteristic flow topology for (a) diamond and (b) square roughness elements (simplified to highlight relevant features) and plots of $Re_{\delta,k} = U_k \delta_k / \nu_k$ (red line) and $(Re_{\delta,k,k}/M_k)^{-1} = (\sqrt{\gamma RT_k} \delta_k / \nu_k)^{-1}$ (green line) at roughness location compared with heat transfer q at $x/L = -0.1$ (from fig. 5) and $(Re_{x,tr})^{-1} = (U_e x_{tr} / \nu_e)^{-1}$ (green square symbols), for (c) diamond and (d) square roughness elements. $Re_{x,tr}$ and q are scaled for comparison purposes.

strength). Prediction accuracy may therefore be potentially enhanced by carefully accounting for local roughness effects. While far from a ‘universal’ (nor practical) criterion, a roughness Reynolds number to Mach number ratio with flow properties evaluated at roughness height $Re_{\delta,k}/M_k = \sqrt{\gamma RT_k} \delta_k / \nu_k$ would be expected to enhance accuracy in the prediction of roughness-induced transition. Accounting for k/δ_k variations, this can in turn be expressed as Re_{kk}/M_k .

It is worth noting again that the local flow topology around roughness elements can be highly complex and this study limits itself to assessing the sensitivity documented at the present base flow conditions (section 2). Such a sensitivity appears to be manifested as a result of the T_k (hence ν_k) maxima in the incoming boundary layer falling between the *critical* and *effective* heights. Further understanding of the roughness-induced transition process of high-speed boundary layers could gain from the investigation of canonical roughness effects such as the *square* element and use numerical methods and comprehensive empirical analysis to develop deeper insights into the influence of the local (to roughness) flow effects.

4. Conclusions

The roughness-induced transition of high-speed boundary layers can be strongly influenced by the incoming (undisturbed) flow conditions at roughness height between *critical* and *effective* conditions, here respectively $(k/\delta_k)_{cr} = 0.15$ and $(k/\delta_k)_{eff} = 0.32$. As a simple means to account for compressibility and viscosity effects, a roughness Reynolds number to Mach number ratio with flow properties evaluated at roughness height $Re_{kk}/M_k = \sqrt{\gamma RT_k} k / \nu_k$ serves as a good indicator

of the disturbance levels in the transitional wake of the element – here interpreted based on the heat flux perturbation with respect to that in undisturbed flow. The study highlights the reduction in disturbance levels with increasing height for *square* elements within the range $0.23 \leq k/\delta_k \leq 0.32$ (whereby $d\nu_k/dy < 0$), as attributed to the dominant influence of the local separated shear layer dynamics. For *effective* conditions, and across $k/\delta_k \geq 0.32$, the transition process switches to a ‘bypass’ mechanism with strong local heating near the element and mostly dependent on Re_{kk} given the increased sensitivity to inertial forces.

Acknowledgements The support of the Engineering and Physical Sciences Research council (EPSRC, grant EP/H020853/1) is gratefully acknowledged.

REFERENCES

- BERNARDINI, M., PIROZZOLI, S. & ORLANDI, P. 2012 Compressibility effects on roughness-induced boundary layer transition. *Int. J. Heat Fluid Flow* **35**, 45–51.
- BERRY, S.A. & HORVATH, T.J. 2008 Discrete roughness transition for hypersonic flight vehicles. *J. Spacecr. Rockets* **45**(2), 216–227.
- CHOUDHARI, M., LI, F., CHANG, C.-L. & EDWARDS, J. 2009 On the effects of surface roughness on boundary-layer transition. NASA, Report LF99-8476.
- CHOUDHARI, M., LI, F., WU, M., CHANG, C.-L., EDWARDS, J., KEGERISE, M. & KING, R. 2010 Laminar-turbulent transition behind discrete roughness elements in a high-speed boundary layer. AIAA 2010-1575.
- CHOUDHARI, M., LI, F., CHANG, C.-L., NORRIS, A. & EDWARDS, J. 2013 Wake instabilities behind discrete roughness elements in high speed boundary layers. AIAA 2013-0081.
- DE TULLIO, N., PAREDES, P., SANDHAM, N.D. & THEOFILIS, V. 2013 Laminar-turbulent transition induced by a discrete roughness element in a supersonic boundary layer. *J. Fluid Mech.* **735**, 613–646.
- DE TULLIO, N. & SANDHAM, N.D. 2015 Influence of boundary-layer disturbances on instability of a roughness wake in a high-speed boundary layer. *J. Fluid Mech.* **763**, 136–165.
- ESTRUCH-SAMPER, D. 2016 Reattachment heating upstream of short compression ramps in hypersonic flow. *Exp. Fluids* **57**(5), 1–17.
- FEDOROV, A. 2011 Transition and stability of high-speed boundary-layers. *Annu. Rev. Fluid Mech.* **44**, 79–95.
- FIALA, A., HILLIER, R., MALLINSON, S.G. & WIJENSINGHE, H.S. 2006 Heat transfer measurement of turbulent spots in a hypersonic blunt-body boundary layer *J. Fluid Mech.* **555**, 81–111.
- FIALA, A., HILLIER, R. & ESTRUCH-SAMPER, D. 2014 Roughness-induced turbulent wedges in a hypersonic blunt-body boundary layer. *J. Fluid Mech.* **754**, 208–231.
- HORVATH, T.J., ZALAMEDA, J.N., WOOD, W.A., BERRY, S.A., SCHWARTZ, R.J., DANTOWITZ, R.F., SPISZ, T.S. & TAYLOR, J.C. 2012 Global infrared observations of roughness induced transition on the space shuttle Orbiter. NATO RTO-MP-ABT-200, Art. 27.
- IYER, P.S. & MAHESH, K. 2013 High-speed boundary-layer transition induced by a discrete roughness element. *J. Fluid Mech.* **729**, 524–562.
- KEGERISE, M., KING, R., OWENS, L., CHOUDHARI, M., NORRIS, A., LI, F. & CHANG, C.-L. 2012 An experimental and numerical study of roughness-induced instabilities in a Mach 3.5 boundary layer. NASA Report 2012-0007198.
- REDA, D.C. 2002 Review and synthesis of roughness-dominated transition correlations for reentry applications. *J. Spacecr. Rockets* **39**(2), 161–167.
- RESHOTKO, E., TUMIN, A. 2004 Role of transient growth in roughness-induced transition. *AIAA J.* **42**(4), 766–770.
- RESHOTKO, E. 2007 Is Re_θ/M_e a Meaningful Transition Criterion? *AIAA J.* **45**(7), 1441–1443.
- SCHNEIDER, S.P. 2008 Effects of roughness on hypersonic boundary-layer transition. *J. Spacecr. Rockets* **45**(2), 193–209.
- SUBBAREDDY, P., BARTKOWICZ, M. & CANDLER, G. 2014 Direct numerical simulation of high-speed transition due to an isolated roughness element. *J. Fluid Mech.* **748**, 848–878.