

Dark Matter characterization at the LHC in the Effective Field Theory approach

Alexander Belyaev,^{a,b} Luca Panizzi,^{a,b} Alexander Pukhov^c and Marc Thomas^{a,b}

^a*School of Physics and Astronomy, University of Southampton, Southampton SO17 1BJ, U.K.*

^b*Particle Physics Department, Rutherford Appleton Laboratory, Didcot, Oxon OX11 0QX, U.K.*

^c*Skobeltsyn Institute of Nuclear Physics, Moscow State University, Moscow 119992, Russia*

E-mail: a.belyaev@soton.ac.uk, l.panizzi@soton.ac.uk, pukhov@lapp.in2p3.fr, m.c.thomas@soton.ac.uk

ABSTRACT: We have studied the complete set of dimension 5 and dimension 6 effective operators involving the interaction of scalar, fermion and vector Dark Matter (DM) with SM quarks and gluons, to explore the possibility to distinguish these operators and characterise the spin of DM at the LHC. We have found that three factors — the effective dimension of the operator, the structure of the SM part of the operator and the parton densities of the SM particles connected to the operator — uniquely define the shape of the (unobservable) invariant mass distribution of the DM pair and, consequently, the shape of the (observable) $\mathbf{E}_T^{\text{miss}}$ distribution related to it. Using χ^2 analysis, we found that at the LHC, with a luminosity of 300 fb^{-1} , certain classes of EFT operators can be distinguished from each other. Hence, since DM spin is partly correlated with the factors defining the shape of $\mathbf{E}_T^{\text{miss}}$, the LHC can potentially shed a light also on DM spin. We have also observed a drastic difference in the efficiencies (up to two orders of magnitude) for large $\mathbf{E}_T^{\text{miss}}$ cuts scenarios with different DM spin, thus indicating that the DM discovery potential strongly depends on it. The study we perform here can be applied more generally than within the EFT paradigm, where the DM mediator is not produced on-the-mass-shell, such as the case of t-channel mediator or mediator with mass below $2M_{\text{DM}}$, where the invariant mass of the DM pair is not fixed.

KEYWORDS: Dark matter, Hadron-Hadron scattering (experiments), proton-proton scattering

ARXIV EPRINT: [1610.07545](https://arxiv.org/abs/1610.07545)

Contents

1	Introduction	1
2	DM Effective Field Theory operators	3
3	Setup for the signal simulation	7
4	Kinematic analysis	9
4.1	Spin-related features at parton level	9
4.2	Beyond the parton level effects	17
5	LHC sensitivity to the Dark Matter EFT operators	19
5.1	Limits for LHC@8TeV	19
5.2	Limits for LHC@13TeV for current and projected luminosities	23
5.3	LHC@13TeV potential to distinguish EFT DM operators	25
6	Conclusions	29
A	Fierz identities	32
B	Plots for the LHC reach for DM masses of 10 GeV and 1000 GeV	33

1 Introduction

The determination of the nature of Dark Matter (DM) is one of the most fundamental problems of particle physics and cosmology. If DM is light enough and interacts with Standard Model (SM) particles directly or via some mediators with a strength beyond the gravitational one, it can be directly produced at the Large Hadron Collider (LHC) or future particle accelerators. The typical signature from DM produced in particles collisions is missing transverse energy, $\mathbf{E}_T^{\text{miss}}$, due to the fact that they escape undetected from the experimental apparatus.

Despite strong experimental efforts by the ATLAS and CMS collaborations at the LHC, no excess of $\mathbf{E}_T^{\text{miss}}$ over the SM background has been detected so far (as an example of the analyses most relevant to this paper see [1, 2] with 8 TeV data and [3, 4] with 13 TeV data).

The stability of the DM is usually associated with a discrete symmetry, most commonly a \mathbb{Z}_2 parity under which the SM particles are even, while the DM is the lightest odd particle. This mechanism is invoked in most theoretically motivated scenarios which predict a DM candidate, such as SUSY with R-parity [5, 6], Universal Extra Dimensions [7–10], Little Higgs [11–17] or Technicolor [18–20].

At the moment we do not know any information about the properties of DM (except the fact that it does exist), such as its spin, mass, symmetry responsible for its stability, interactions it is involved in (except gravitational), how many components it is made of, and which particles mediate the interactions between DM and the SM. One such property, namely the *spin* of the DM, could play a special role in discriminating between DM models via collider observables such as $\mathbf{E}_T^{\text{miss}}$ and kinematical properties of the SM particles produced in association with DM particles. For example, if a signal is found to be associated with a bosonic DM, the class of models predicting a fermionic DM (such as minimal SUSY models where the fermionic DM is a neutralino) would be excluded, while if DM is determined to be a fermionic one, models of Universal Extra-Dimensions which generally predict bosonic DM would be ruled out.

At the LHC, mono-jet signatures which are events with a high-pT hadronic jet and a large $\mathbf{E}_T^{\text{miss}}$ are generally considered as a “discovery channel” for DM. It is the purpose of this paper to analyse the kinematical properties of mono-jet signatures for models with DM of different spin and study the LHC potential to differentiate them.

To effectively perform a phenomenological analysis on the characterisation of DM properties, two main model-independent approaches are generally used:

1. *The Effective Field Theory (EFT) approach*, where the interactions between DM and the SM particles are described by higher dimensional (non-renormalizable) operators (see e.g. [21–26]). These operators arise after integrating out heavy mediators and are therefore suppressed by a large UV scale. The advantage of this approach is that the only free parameters are the coefficients of the operators and the mass of the DM. However, this approach is consistent and accurately describes particle interactions if the energy scale of the interactions is small in comparison with the mediator mass, and can lead to an over- or underestimate of the cross-section depending on the precise relation between the mediator mass and energy transfer if this is not the case (see e.g. [27]). Whilst this condition is always satisfied for direct detection searches (where the energy transfer is $\mathcal{O}(\text{KeV})$), at the LHC the energy transfer is much larger necessitating $M_{\text{med}} \gtrsim \mathcal{O}(\text{few TeV})$ for the EFT description to agree with the underlying UV model. Furthermore the range of validity of the EFT approach is further constrained by requiring that the simplest UV completion is perturbative [23, 28–35], and that scattering processes are unitary [29, 36].
2. *The simplified-models approach* see e.g. [27, 33, 35, 37–41]), which goes one step beyond EFT, by adding a single mediator and a single DM particle to the SM, and usually requiring the Lagrangian operators to be renormalizable. It makes one step towards a more UV-complete model, overcoming the EFT requirement of a heavy mediator, at the expense of introducing more parameters. Depending on the spin of the mediator as well as whether it’s even or odd under the \mathbb{Z}_2 parity which stabilises the DM, the mediator can propagate either in the s-channel or t-channel or can even be pair produced. There is also the possibility that a SM particle (e.g. Higgs or Z boson) plays a role of the mediator. It should be noted that simplified models are also not necessarily valid at all energies, suffering (for certain models) from a lack of gauge invariance and perturbative unitarity [42, 43].

In this analysis we will focus on the EFT approach. Whilst this approach has the limitations discussed above, the advantages of having fewer parameters make EFT the most suitable choice for a first exploration of the effects of spin and their correlations with kinematic observables. We have studied the complete set of dimension 5 and dimension 6 effective operators involving the interactions between scalar, fermion and vector DM with SM quarks and gluons, implemented the respective models and made them publicly available. We perform our study at the parton and detector simulation levels and show that the pattern of $\mathbf{E}_T^{\text{miss}}$ distributions initially observed at the parton level does not change at the detector level.

We have found that the invariant mass of the DM pair, $M_{\text{inv}}(DM, DM)$ (defined by the EFT operator and the DM spin) and the structure of the SM bilinear entering the EFT operator uniquely define $\mathbf{E}_T^{\text{miss}}$ shape. Thus we show that the $\mathbf{E}_T^{\text{miss}}$ distribution depends on the spin of the DM and can characterise it at least for some EFT operators, as we quantitatively prove using a χ^2 analysis, hence making a new step towards the characterisation of the DM including its spin. The study we report here could be generically applicable for scenarios which are different from the EFT approach, e.g. where the mediator is not produced on-the-mass-shell, such as the case of t-channel mediators, or the mediator has a mass below $2M_{\text{DM}}$, such that $M_{\text{inv}}(DM, DM)$ is not fixed. We have found drastic differences in the efficiencies (up to two orders of magnitude) for large $\mathbf{E}_T^{\text{miss}}$ cuts for the cases of different DM spin, thus stressing that the DM discovery potential strongly depends on it. This makes another step forward beyond the findings obtained at the LHC DM forum [35].

The structure of the paper is as follows: in section 2 we setup our framework and notations and review the effective operators usually considered in literature and introduce new operators (not independent from the minimal set, but useful for a reinterpretation of our results in terms of the underlying UV completion); in section 3 we describe the tool we use and the parameters we set to generate and analyse the signals coming from the different operators; in section 4 we focus on the peculiar kinematic properties associated with different DM spins and operators; in section 5 we compare our results against LHC data at 8 TeV, 13 TeV and projections at higher luminosities and demonstrate the LHC potential to distinguish certain classes of EFT operators between each other.

2 DM Effective Field Theory operators

Higher dimensional operators involving DM have been extensively discussed in the literature, see e.g. [21–26]. In table 1 we have summarised a minimal set of independent dimension-5 and dimension-6 operators for complex scalar, Dirac fermion and complex vector DM coupling to quarks and gluons, adopting the widely used notations of [23, 44]. For the case of vector DM, in addition to the DM-DM-quark-quark interactions studied in [44], we have added the V11 and V12 operators involving interactions between DM and gluons: these operators are also relevant for the phenomenology of vectorial DM at the LHC.

Complex Scalar DM	Complex Vector DM
$\frac{\tilde{m}}{\Lambda^2} \phi^\dagger \phi \bar{q} q$ [C1]	$\frac{\tilde{m}}{\Lambda^2} V_\mu^\dagger V^\mu \bar{q} q$ [V1]
$\frac{\tilde{m}}{\Lambda^2} \phi^\dagger \phi \bar{q} i \gamma^5 q$ [C2]	$\frac{\tilde{m}}{\Lambda^2} V_\mu^\dagger V^\mu \bar{q} i \gamma^5 q$ [V2]
$\frac{1}{\Lambda^2} \phi^\dagger i \overleftrightarrow{\partial}_\mu \phi \bar{q} \gamma^\mu q$ [C3]	$\frac{1}{2\Lambda^2} (V_\nu^\dagger \partial_\mu V^\nu - V^\nu \partial_\mu V_\nu^\dagger) \bar{q} \gamma^\mu q$ [V3]
$\frac{1}{\Lambda^2} \phi^\dagger i \overleftrightarrow{\partial}_\mu \phi \bar{q} \gamma^\mu \gamma^5 q$ [C4]	$\frac{1}{2\Lambda^2} (V_\nu^\dagger \partial_\mu V^\nu - V^\nu \partial_\mu V_\nu^\dagger) \bar{q} i \gamma^\mu \gamma^5 q$ [V4]
$\frac{1}{\Lambda^2} \phi^\dagger \phi G^{\mu\nu} G_{\mu\nu}$ [C5]	$\frac{\tilde{m}}{\Lambda^2} V_\mu^\dagger V_\nu \bar{q} i \sigma^{\mu\nu} q$ [V5]
$\frac{1}{\Lambda^2} \phi^\dagger \phi \tilde{G}^{\mu\nu} G_{\mu\nu}$ [C6]	$\frac{\tilde{m}}{\Lambda^2} V_\mu^\dagger V_\nu \bar{q} \sigma^{\mu\nu} \gamma^5 q$ [V6]
	$\frac{1}{2\Lambda^2} (V_\nu^\dagger \partial^\nu V_\mu + V^\nu \partial^\nu V_\mu^\dagger) \bar{q} \gamma^\mu q$ [V7P]
	$\frac{1}{2\Lambda^2} (V_\nu^\dagger \partial^\nu V_\mu - V^\nu \partial^\nu V_\mu^\dagger) \bar{q} i \gamma^\mu q$ [V7M]
	$\frac{1}{2\Lambda^2} (V_\nu^\dagger \partial^\nu V_\mu + V^\nu \partial^\nu V_\mu^\dagger) \bar{q} \gamma^\mu \gamma^5 q$ [V8P]
	$\frac{1}{2\Lambda^2} (V_\nu^\dagger \partial^\nu V_\mu - V^\nu \partial^\nu V_\mu^\dagger) \bar{q} i \gamma^\mu \gamma^5 q$ [V8M]
	$\frac{1}{2\Lambda^2} \epsilon^{\mu\nu\rho\sigma} (V_\nu^\dagger \partial_\rho V_\sigma + V_\nu \partial_\rho V_\sigma^\dagger) \bar{q} \gamma_\mu q$ [V9P]
	$\frac{1}{2\Lambda^2} \epsilon^{\mu\nu\rho\sigma} (V_\nu^\dagger \partial^\nu V_\mu - V^\nu \partial^\nu V_\mu^\dagger) \bar{q} i \gamma_\mu q$ [V9M]
	$\frac{1}{2\Lambda^2} \epsilon^{\mu\nu\rho\sigma} (V_\nu^\dagger \partial_\rho V_\sigma + V_\nu \partial_\rho V_\sigma^\dagger) \bar{q} \gamma_\mu \gamma^5 q$ [V10P]
	$\frac{1}{2\Lambda^2} \epsilon^{\mu\nu\rho\sigma} (V_\nu^\dagger \partial^\nu V_\mu - V^\nu \partial^\nu V_\mu^\dagger) \bar{q} i \gamma_\mu \gamma^5 q$ [V10M]
	$\frac{1}{\Lambda^2} V_\mu^\dagger V^\mu G^{\rho\sigma} G_{\rho\sigma}$ [V11]
	$\frac{1}{\Lambda^2} V_\mu^\dagger V^\mu \tilde{G}^{\rho\sigma} G_{\rho\sigma}$ [V12]

Dirac Fermion DM
$\frac{\tilde{m}}{\Lambda^3} \bar{\chi} \chi \bar{q} q$ [D1]
$\frac{\tilde{m}}{\Lambda^3} \bar{\chi} i \gamma^5 \chi \bar{q} q$ [D2]
$\frac{\tilde{m}}{\Lambda^3} \bar{\chi} \chi \bar{q} i \gamma^5 q$ [D3]
$\frac{\tilde{m}}{\Lambda^3} \bar{\chi} \gamma^5 \chi \bar{q} \gamma^5 q$ [D4]
$\frac{1}{\Lambda^2} \bar{\chi} \gamma^\mu \chi \bar{q} \gamma_\mu q$ [D5]
$\frac{1}{\Lambda^2} \bar{\chi} \gamma^\mu \gamma^5 \chi \bar{q} \gamma_\mu q$ [D6]
$\frac{1}{\Lambda^2} \bar{\chi} \gamma^\mu \chi \bar{q} \gamma_\mu \gamma^5 q$ [D7]
$\frac{1}{\Lambda^2} \bar{\chi} \gamma^\mu \gamma^5 \chi \bar{q} \gamma_\mu \gamma^5 q$ [D8]
$\frac{1}{\Lambda^2} \bar{\chi} \sigma^{\mu\nu} \chi \bar{q} \sigma_{\mu\nu} q$ [D9]
$\frac{1}{\Lambda^2} \bar{\chi} \sigma^{\mu\nu} i \gamma^5 \chi \bar{q} \sigma_{\mu\nu} q$ [D10]

Table 1. List of a minimal basis of EFT operators (dimension ≤ 6) involving only complex scalar DM (ϕ), Dirac fermion DM (χ) or complex vector DM (V^μ) interacting with SM quarks (q) or gluons (through the field strength tensor $G^{\mu\nu}$ and its dual $\tilde{G}^{\mu\nu}$).

A subset of operators in table 1 can also be used to describe interactions of real DM states. The only difference with respect to operators for complex DM is a factor two in the cross section for real DM production for those operators which do not vanish.¹ More specifically, the operators C1-C2 can be applied to real scalar DM, D1-D4 to Majorana fermion DM, and V1-V2 to real vector DM. However, the kinematic properties of the final states corresponding to complex DM are unaltered in comparison with the real DM case. Therefore, without loss of generality, in the following we will not discuss the real DM scenario.

Some operators, which involve scalar and pseudo-scalar SM quark operators, such as C1-C2, D1-D4, V1-V2 and tensor SM quark operators for V5-V6, are effectively originated

¹This factor of two comes from the $2^2 = 4$ factor from Feynman rules with identical particles, times the 1/2 symmetrization factor which occurs at the level of the cross section evaluation.

Dirac Fermion DM	
$\frac{1}{\Lambda^2} \bar{\chi} q \bar{q} \chi$	[D1T]
$\frac{i}{2\Lambda^2} (\bar{\chi} \gamma^5 q \bar{q} \chi + \bar{\chi} q \bar{q} \gamma^5 \chi)$	[D2T]
$\frac{1}{2\Lambda^2} (\bar{\chi} \gamma^5 q \bar{q} \chi - \bar{\chi} q \bar{q} \gamma^5 \chi)$	[D3T]
$\frac{1}{\Lambda^2} \bar{\chi} \gamma^5 q \bar{q} \gamma^5 \chi$	[D4T]

Table 2. Additional EFT operators, non-linearly-independent from those in table 1.

from higher-dimensional operators with a dimensionful coupling. For all these operator we have made explicit the dimensionful coupling in table 1. The origin of this coupling may be different, depending on the underlying physics. For example, it may originate from the vacuum expectation value of a scalar field or from a trilinear scalar coupling. In order to maintain a model-independent approach, we do not restrict ourselves to specific theoretical scenarios which may explain the physical origins of the different coefficients. Instead, we will just consider two scenarios which are simply related to the energy scales of the problem: a) the parameter does not depend on the UV scale Λ (it can be proportional to the SM quark mass (as in ref. [23])² or to the mass of the DM) or b) it is proportional to the UV scale Λ , thus making the coefficient of the operator proportional to $1/\Lambda$ (for C1-C2, V1-V2 and V5-V6) or $1/\Lambda^2$ (for D1-D4). This also allows us to go beyond previous phenomenological studies of EFT operators: for scalar and fermionic DM operators, only scenario a) has been considered in ref. [26]; for vectorial DM operators, only the b) case was explored in ref. [44].

We note that there are a number of other dimension-6 operators, which can be related to the operators of this minimal set either by equations of motions (EOM) [45, 46] or by Fierz identities, and they are therefore not independent. However, some of these alternative operators are worth studying in addition to those presented in table 1 because they have direct connections to the simplified models and allows one to make a straightforward respective interpretation of the experimental limits. In particular, we would like to introduce and study 4 additional operators (D1T, D2T, D3T, D4T) which are presented in table 2. We stress that these are *not* independent of those in table 1, however it is instructive to explore them as they are the high mediator mass limit of simplified models with a fermion DM and a scalar t-channel mediator. These D1T–D4T operators can be expressed in terms of linear combinations of the minimal basis (D1 to D10) operators using the Fierz identities as follows:

$$\begin{aligned}
 \text{[D1T]} \quad \bar{\chi} q \bar{q} \chi &= \frac{1}{4} (\bar{\chi} \chi \bar{q} q + \bar{\chi} \gamma^5 \chi \bar{q} \gamma^5 q + \bar{\chi} \gamma^\mu \chi \bar{q} \gamma_\mu q - \bar{\chi} \gamma^\mu \gamma^5 \chi \bar{q} \gamma_\mu \gamma^5 q + \frac{1}{2} \bar{\chi} \sigma^{\mu\nu} \chi \bar{q} \sigma_{\mu\nu} q) \\
 \text{[D2T]} \quad \frac{i}{2} (\bar{\chi} \gamma^5 q \bar{q} \chi + \bar{\chi} q \bar{q} \gamma^5 \chi) &= \frac{1}{4} (\bar{\chi} i \gamma^5 \chi \bar{q} q + \bar{\chi} \chi \bar{q} i \gamma^5 q + \frac{1}{2} \bar{\chi} \sigma^{\mu\nu} i \gamma^5 \chi \bar{q} \sigma_{\mu\nu} q) \\
 \text{[D3T]} \quad \frac{1}{2} (\bar{\chi} \gamma^5 q \bar{q} \chi - \bar{\chi} q \bar{q} \gamma^5 \chi) &= \frac{1}{4} (\bar{\chi} \gamma^\mu \chi \bar{q} \gamma_\mu \gamma^5 q - \bar{\chi} \gamma^\mu \gamma^5 \chi \bar{q} \gamma_\mu q) \\
 \text{[D4T]} \quad \bar{\chi} \gamma^5 q \bar{q} \gamma^5 \chi &= \frac{1}{4} (\bar{\chi} \chi \bar{q} q + \bar{\chi} \gamma^5 \chi \bar{q} \gamma^5 q - \bar{\chi} \gamma^\mu \chi \bar{q} \gamma_\mu q + \bar{\chi} \gamma^\mu \gamma^5 \chi \bar{q} \gamma_\mu \gamma^5 q + \frac{1}{2} \bar{\chi} \sigma^{\mu\nu} \chi \bar{q} \sigma_{\mu\nu} q) .
 \end{aligned} \tag{2.1}$$

More details of the derivation of these Fierz identities are given in appendix A.

²In case the coefficient is proportional to the quark mass, in the following we will add the suffix ‘‘Q’’ to the operator, e.g. C1→C1Q.

For completeness, the examples of EOM-redundant dimension-6 operators which we will not consider are:

- $\phi^\dagger \phi (\bar{q} i \overleftrightarrow{D} q)$, which can be related by the EOM $i \not{D} q = m q$ to $C1$.
- $\partial_\mu (\phi^\dagger \phi) \bar{q} \gamma^\mu q$, which can be seen to vanish by integrating by parts, using the relation $\partial_\mu (\bar{q} \gamma^\mu q) = (D_\mu \bar{q}) \gamma^\mu q + \bar{q} \gamma^\mu (D_\mu q)$, followed by application of the EOM $i \not{D} q = m q$.

It is important to notice that EFT operators for vector DM (V_{DM}) should be treated specially. The subtlety is related to the fact that for V_{DM} the EFT energy asymptotics is different from the naively expected one, as we discuss below. The cross section for the generic $qq(gg) \rightarrow DMDM$ ($2 \rightarrow 2$) scattering with a given power of the energy asymptotics Δ_σ can be written as:

$$\sigma_{2 \rightarrow 2} \propto \frac{1}{\Lambda^2} \times \left(\frac{E}{\Lambda} \right)^{\Delta_\sigma}. \tag{2.2}$$

On the other hand, Δ_σ is related to the *effective* energy dimension, D , of the EFT operator as follows

$$\Delta_\sigma = 2(D - 5) \implies D = \Delta_\sigma/2 + 5. \tag{2.3}$$

We call D as an *effective* energy dimension since formally the dimension of vector DM (V_{DM}) operators is $d = 5$ (V1,V2,V5,V6) or $d = 6$ (V3,V4,V7-V12); however for each (allowed) V_{DM} longitudinal polarization there is an additional E/M_{DM} factor which leads to the energy scaling of V_{DM} EFT operator different from the naive one, which we denoted by d . In particular, (V1,V2,V5,V6) operators with $d = 5$ behave as effective dimension $D = 7$ operators, while (V3,V4,V7M,V8M,V11,V12) operators with $d = 6$ behave as effective dimension $D = 8$ operators, so the amplitude for the $qq(gg) \rightarrow DMDM$ process for both groups is enhanced by a $(E/M_{DM})^2$ factor. For (V7P,V8P,V9,V10) operators only one longitudinal V_{DM} is allowed for $qq \rightarrow DMDM$ scattering, therefore its amplitude is enhanced with a E/M_{DM} factor and the operators behave as effective dimension $D = 7$ operators. This behaviour was noted in ref. [44]. In our paper we would like to suggest a new parameterisation of V_{DM} operators. Our point is that since for scalar and fermionic DM operators the collider energy E and the collider limit Λ are of the same order, as we will see below, for vector DM it is natural to use an additional M_{DM}/Λ factor for each power of E/M_{DM} enhancement such that collider limits in this new parameterisation are not artificially enhanced and will be of the same order as limits for other operators. Therefore, for a given enhancement $\left(\frac{E}{M_{DM}} \right)^{D-d}$ the respective new factor for each V_{DM} EFT operator will take the form:

$$\frac{1}{\Lambda^{d-4}} \left(\frac{M_{DM}}{\Lambda_D} \right)^{D-d} = \frac{M_{DM}^{D-d}}{\Lambda_D^{D-4}} \tag{2.4}$$

In table 3 we summarise the values of D and Δ_σ together with the new parameterisation for each V_{DM} operator characterised by Λ_D in comparison to Λ_d from the old parameterisation. From now we omit D from Λ_D subscript and will denote it as Λ while will keep Λ_d whenever we compare them together.

V_{DM} Operator	Λ_d	d	Λ_D	D	$\Delta_\sigma(\sigma_{2 \rightarrow 2} \propto E^{\Delta_\sigma})$	Amplitude Enhancement
V1,V2,V5,V6	$\frac{1}{\Lambda}$	5	$\frac{M_{\text{DM}}^2}{\Lambda^3}$	7	4	$(E/M_{\text{DM}})^2$
V3,V4,V7M,V8M,V11,V12	$\frac{1}{\Lambda^2}$	6	$\frac{M_{\text{DM}}^2}{\Lambda^4}$	8	6	$(E/M_{\text{DM}})^2$
V7P,V8P,V9,V10	$\frac{1}{\Lambda^2}$	6	$\frac{M_{\text{DM}}}{\Lambda^3}$	7	4	E/M_{DM}

Table 3. The values of d, D, Δ_σ and the amplitude enhancement factors for $qq(gg) \rightarrow DMDM$ process together with the new parameterisation for each V_{DM} operator characterised by Λ_D in comparison to Λ_d from the old parameterisation. Below we omit D from Λ_D subscript and will denote it as $\Lambda \equiv \Lambda_D$.

The respective connection between Λ_d and $\Lambda_D \equiv \Lambda$ is given by the following equation

$$\Lambda_D = \left(\Lambda_d^{d-4} M_{\text{DM}}^{D-d} \right)^{\frac{1}{D-4}}. \tag{2.5}$$

3 Setup for the signal simulation

The aim of our study is to explore the possibility of distinguishing the different EFT operators from tables 1 and 2 via kinematic distributions for the monojet + $E_{\text{T}}^{\text{miss}}$ signature, where a DM pair recoils against a high-pT jet. In order to study the effects for different DM masses, the analysis is performed for the representative benchmarks $M_{\text{DM}} = \{10, 100, 1000\}$ GeV. The Feynman diagrams for this process are shown in figure 1.

The analysis of the kinematic distributions is performed at both parton and detector level:

- the *parton level* analysis is used to explore the difference in kinematic distributions which occurs because different operators can have both different energy dependence and relations between incoming and outgoing momenta, and also have different weights of the various initial state subprocesses. If this difference is significant for operators with different DM spin then this can be potentially used to characterize of the DM spin.
- the *detector level* analysis is used to explore if the kinematic differences at the parton level are preserved after taking into account hadronisation and detector effects, and thus understand if it is possible to effectively distinguish different operators at the experimental level.

Due to the different weights of the gluon-gluon, gluon-quark and quark-antiquark initial states at different energies, the possible identification of different EFT operators may depend significantly on the collider energy, and we therefore performed our analyses at both 8 and 13 TeV. However, for the sake of simplicity and clarity, results for the kinematics distributions will only be discussed for the 13 TeV case.

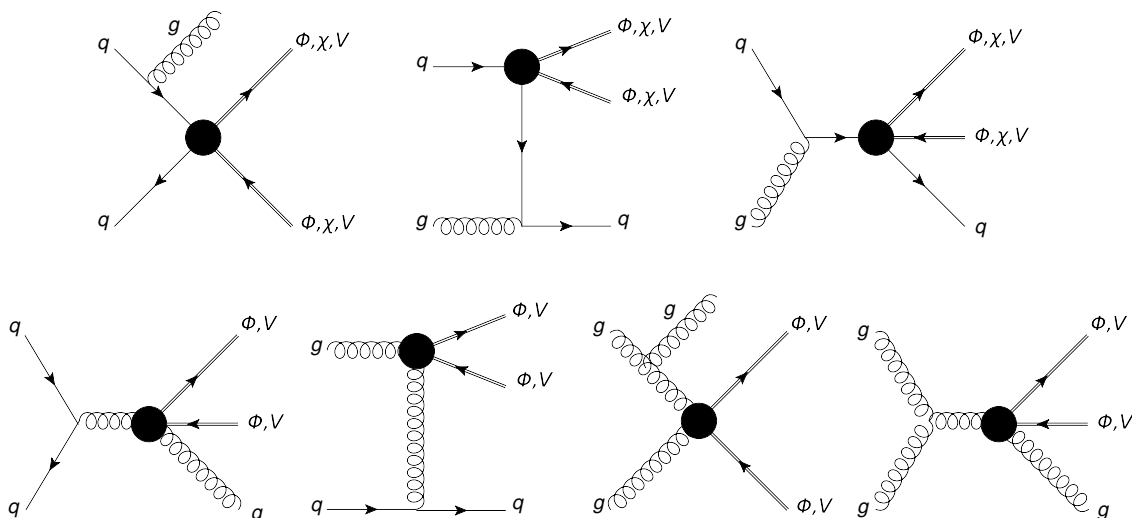


Figure 1. Feynman diagrams for monojet processes for the operators listed in table 1. All 7 diagrams are possible for scalar and vector DM, whilst only the top 3 diagrams occur for fermion DM as we do not consider the $GG\chi\chi$ (dimension-7) vertex.

Our simulations and analysis have been performed using the MADGRAPH 5 [47, 48] and CALCHEP [49] frameworks, and results have been cross-checked for every operator to ensure consistency and reproducibility. The plots and tables have been obtained with the settings described below. The model files have been independently implemented into CALCHEP using the LANHEP [50] package and into MADGRAPH 5 using the FEYNRULES [51] package and have been thoroughly cross-checked against each other. These models are public and available at HEPMDB³ [52, 53].

In our analysis we have used the CTEQ6L1 [54] PDF set. For both QCD renormalisation and PDF factorization scales we used $Q = (\sqrt{M_{\text{inv}}(DM, DM)^2 + p_T(DM, DM)^2 + p_T^j})/2$. This choice is motivated by NLO DM studies performed in [55], where it was found reasonably small differences in $\mathbf{E}_T^{\text{miss}}$ shapes between LO and NLO.

The bottom quark has been always included in both the definition of the proton and of the jets. The hadronization and parton showering were performed through PYTHIA v6.4 [56], with subsequent fast detector simulation performed using DELPHES 3 [57] and FASTJET v.3.1.3 [58, 59] with a cone radius $\Delta R = 0.4$ for the jet reconstruction. The detector level analysis was performed using CHECKMATE v1.2.2 [60].

³The CalCHEP models for EFT DIM6 operators with scalar, fermion and vector DM are respectively available under hepmdb:0715.0185, hepmdb:0715.0186 and hepmdb:1016.0214 IDs at HEPMDB (<https://hepmdb.soton.ac.uk>). The respective MadGraph model is available under hepmdb:1016.0216, and is a single model containing EFT operators for scalar, fermion and vector DM.

4 Kinematic analysis

4.1 Spin-related features at parton level

In figure 2 we present the parton-level $\mathbf{E}_T^{\text{miss}}$ distributions for DM with masses of 10 GeV and 100 GeV, for LHC@13TeV and for a representative subset of the EFT operators listed in tables 1 and 2. The distributions are normalised to unity, in order to compare only shapes at this stage of the analysis.

The subset of operators in figure 2 has been derived through the following logic. First of all, operators can be grouped when they just differ by a γ^5 in the SM bilinears, as C1-C2, D1-D3, V1-V2 and so on. Operators grouped in this way lead to virtually identical distributions, since their $\mathbf{E}_T^{\text{miss}}$ distributions differ only by factors (m_q^2/E_q^2) which are negligibly small in the high $\mathbf{E}_T^{\text{miss}}$ region and therefore in the high p_T^q region of our interest, where q denotes the SM quarks in the initial state proton. For scenarios involving fermionic DM, we have further grouped operators which differ by the presence of a γ^5 in the DM bilinears after having numerically checked that they give also virtually identical $\mathbf{E}_T^{\text{miss}}$ distribution *shapes*. Still for fermionic DM, the operators D1T-D4T contain bilinears which couple the DM state with SM quarks; we have numerically checked that the shapes are analogous, and therefore we have grouped all of them in the plots. Finally, for all DM candidates, we have grouped operators involving interactions with gluons as we have checked that the shapes of their distributions are again very similar. Therefore, as a result of this grouping, in figure 2 and following, we will present results for the following subset of operators: (C1,C2), (C1Q,C2Q), (C3,C4), (C5,C6), (D1-D4), (D1Q-D4Q), (D1T-D4T), (D5-D8), (D9,D10), (V1,V2), (V1Q,V2Q), (V3,V4, V7M,V8M), (V5-V6), (V5Q-V6Q), (V7P,V8P,V9,V10) and (V11,V12).

One can immediately observe a large difference between $\mathbf{E}_T^{\text{miss}}$ distributions, ranging from the most steeply falling ones for (C1,C2) or (C1Q,C2Q) and operators to the most flat ones for (V11,V12) operators. For the bins with largest $\mathbf{E}_T^{\text{miss}}$ values the differences between operators can be even more than one order of magnitude. Furthermore, we can identify the following main features, according to decreasing steepness of the shapes:

- I) Operators for which the coefficient is proportional to m_q (those labelled with a “Q” suffix) — (C1Q,C2Q), (V1Q,V2Q), (V5Q,V6Q) — fall always significantly more steeply than the same operators when the coefficient is proportional to a constant mass scale. The reason for this behaviour is that, being such operators proportional to m_q , the main contribution to the cross-section comes from the sea s, c and b -quarks, the PDF of which fall more rapidly with the increase of x , the fraction of proton momenta carried by quarks (and related $\mathbf{E}_T^{\text{miss}}$), than that of valence u - and d -quark, which give the main contribution to the $\mathbf{E}_T^{\text{miss}}$ shapes for the other operators. Even if this behaviour is interestingly different, as we will see in the following these operators have very small cross-sections and therefore their investigation is of limited phenomenological interest.
- II) Among the rest of the operators, (C1,C2) for scalar DM exhibit distributions with the steepest shapes, and are quite clearly distinguishable from all other operators. As a

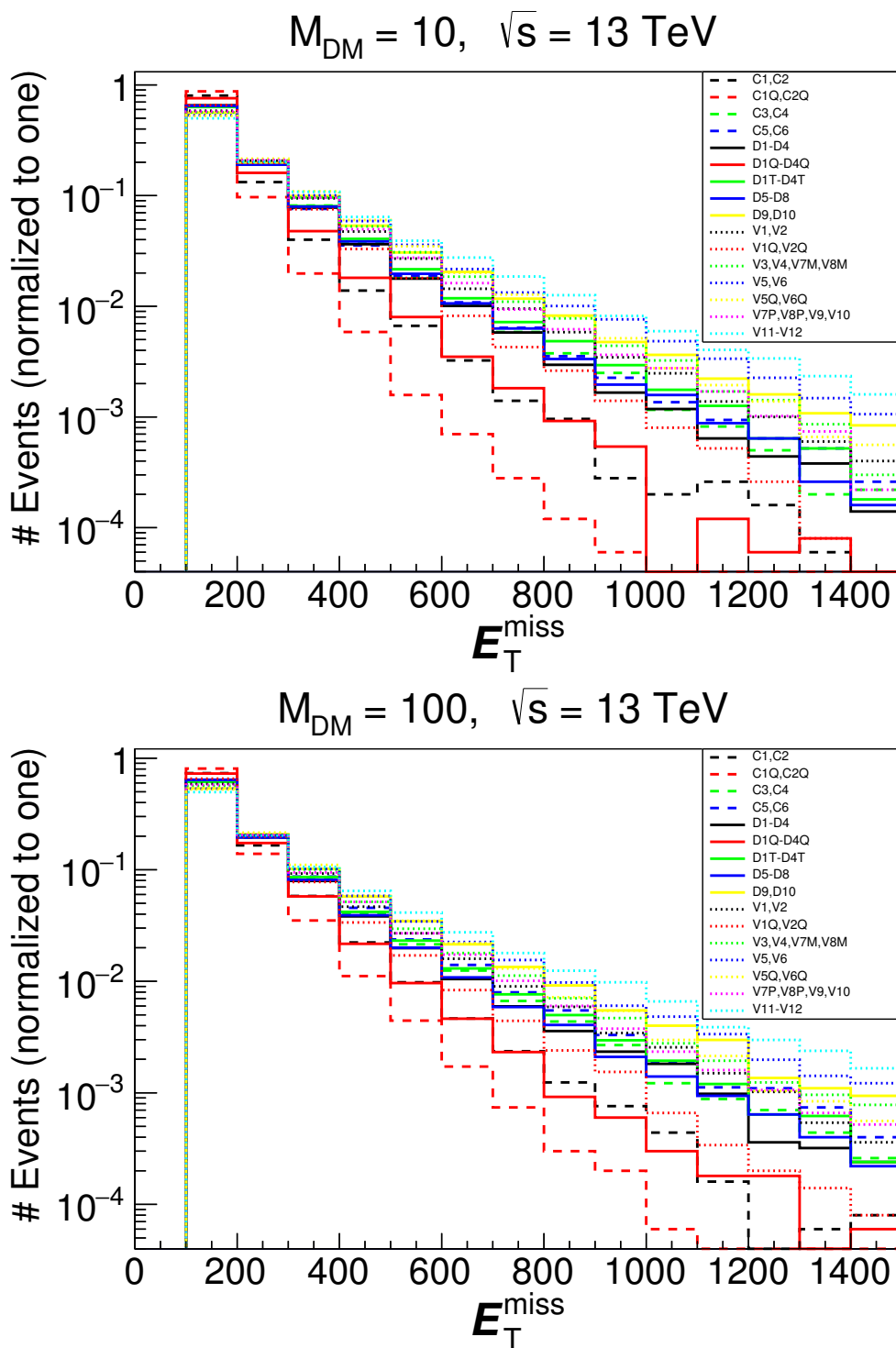


Figure 2. E_T^{miss} parton level distributions for a representative subset of the EFT operators listed in tables 1 and 2 for 13 TeV LHC energy. The panels differ by the mass of the DM candidate: $M_{DM} = 10 \text{ GeV}$ (top), 100 GeV (bottom). A $p_{T,\text{jet}} \geq 100 \text{ GeV}$ cut has been applied in both plots.

justification for this behaviour, we notice that this operator has dimension $D = d = 5$ and the respective $\Delta_\sigma = 0$, so it has the least energy dependence and the respective $\mathbf{E}_T^{\text{miss}}$ falling with a steeper slope compared to other operators.

- III) The subsequent group of operators, i.e. operators which exhibit a less steep $\mathbf{E}_T^{\text{miss}}$ distribution with respect to the previous group but similar behaviour among themselves, is represented by the set (C3-C6), (D1-D4), (D1T-D4T) and (D5-D8). All these operators have the same dimension $D = d = 6$ and the respective $\Delta_\sigma = 2$, leading to the similar $\mathbf{E}_T^{\text{miss}}$ distributions. One should note that (C5,C6) operators from this group involving gluons (and not quarks as other operators from this group) behave similar for low DM mass, however for the large DM mass its shape becomes distinguishable from the rest of the operators of this group as we discuss below.
- IV) The next group of operators with a flatter $\mathbf{E}_T^{\text{miss}}$ tail includes only vector DM ones, involving quark-anti-quark (pseudo-)scalar or (axial-)vector currents in their SM part: (V1,V2), (V3,V4) (V7M,V8M), (V5,V6), (V7P,V8P,V9,V10). The different energy behaviour (and therefore $\mathbf{E}_T^{\text{miss}}$ shape) for these operators is related to the enhancement $\frac{E}{M_{\text{DM}}}$ from each longitudinal vector DM. The effective dimension for these operators as stated in table 3, $D = 7$ for (V1,V2), (V5,V6), (V7P,V8P,V9,V10) and $D = 8$ for (V3,V4, V7M,V8M) with $\Delta_\sigma = 2$ and 4 respectively. Operators with $D = 8$ eventually provide slightly flatter $\mathbf{E}_T^{\text{miss}}$ distribution than those with $D = 7$ but this difference is not significant.
- V) The (D9,D10) fermion DM operators exhibit less steep $\mathbf{E}_T^{\text{miss}}$ tail than the previous group of operators and can be distinguished from others because of the tensorial structure in the bilinears $\sigma^{\mu\nu}$ which represents interactions of magnetic-type.
- VI) Analogously to the previous group, the vector DM operators with $\sigma^{\mu\nu}$ magnetic-type interactions (V5,V6) exhibit even flatter $\mathbf{E}_T^{\text{miss}}$ tail and can be distinguished from the rest of the operators.
- VII) Finally, the last set of operators in this sequence is composed of (V11,V12), which involve the gluon strength-tensor in the SM sector coupled to vector DM.

The $\mathbf{E}_T^{\text{miss}}$ shapes from different operators are uniquely determined by the combination of three factors: the effective dimension of the operator, D , the structure of the SM part of the operator and the parton densities of the SM particles connected to the operator. Furthermore, it is important to note that the Lorentz structure of the SM part of the EFT operators and the invariant mass distribution of the DM pair, $M_{\text{inv}}(DM, DM)$, also uniquely define the shape of the $\mathbf{E}_T^{\text{miss}}$ distribution, independently of the spin of the DM.⁴ Moreover, with the increase of $M_{\text{inv}}(DM, DM)$, the $\mathbf{E}_T^{\text{miss}}$ shape falls less and less steeply (again, for a given SM component of the EFT operator). This is a quite remarkable result and is presented in figure 3.

⁴In case of D1T-D4T operators, where the bilinears connect a SM state with the DM candidate, as discussed in section 2, operators can be rewritten through Fierz transformations as a linear combination of operators in the basis of table 1, where the SM bilinears are always separated from the DM ones.

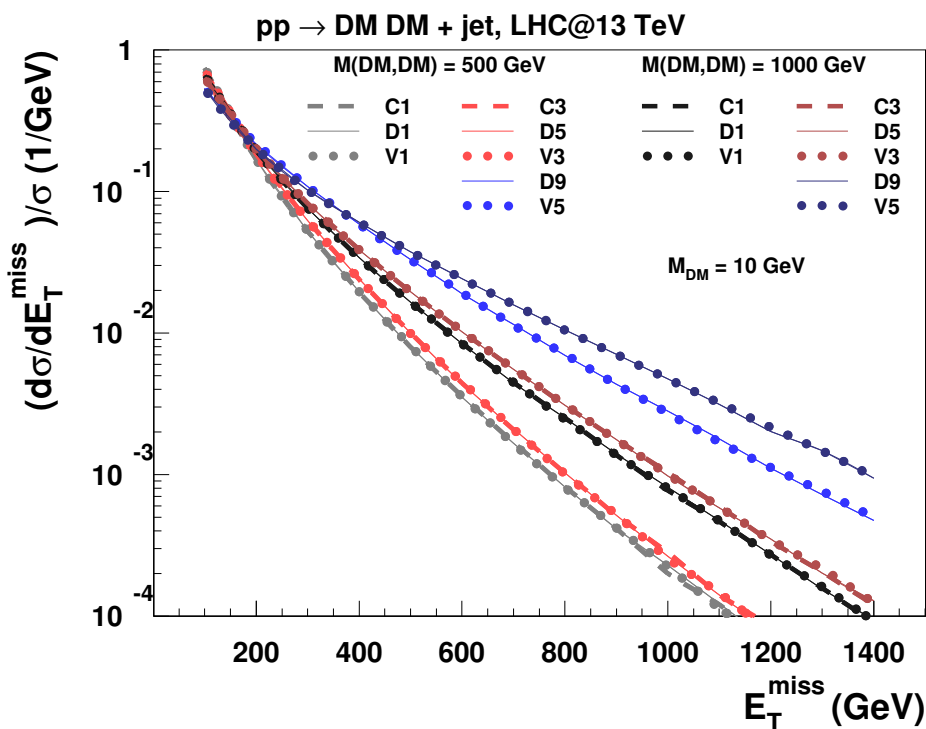


Figure 3. $d\sigma/dE_T^{\text{miss}}$ parton level distribution normalised to unity for the fixed invariant mass of the DM pair, $M_{\text{inv}}(DM, DM)=500$ and 1000 GeV for (C1,D1,V1), (C3,D5,V3) and (D9,V5) groups of representative operators with the scalar, vector and tensor structure of SM part respectively.

In this figure we present the $d\sigma/dE_T^{\text{miss}}$ parton level distribution normalised to unity for a fixed invariant mass of the DM pair, $M_{\text{inv}}(DM, DM)=500$ and 1000 GeV for the (C1,D1,V1), (C3,D5,V3) and (D9,V5) groups of representative operators which feature a scalar, vector and tensor structure in the SM component of the operator, respectively. This figure clearly demonstrates that within each group of operators the shape of the E_T^{miss} distribution is identical for a fixed $M_{\text{inv}}(DM, DM)$ value. At the same time, one can see that with the increase of $M_{\text{inv}}(DM, DM)$ the slope of the E_T^{miss} distribution decreases. The decrease of the E_T^{miss} slope as $M_{\text{inv}}(DM, DM)$ increases can be qualitatively explained by phase space and parton density effects: when $M_{\text{inv}}(DM, DM)$ is small, the radiation of a high P_T jet will “cost” a *large relative shift in x* , the proton momentum fraction carried by the parton, leading to a rapidly falling E_T^{miss} distribution; on the contrary, when $M_{\text{inv}}(DM, DM)$ is large, the radiation of a high P_T jet will “cost” a *small relative shift in x* , which will lead to a more slowly falling E_T^{miss} distribution in comparison to the first case. This effect can be used to understand the reason for the different E_T^{miss} shapes presented in figure 2.

In figure 4 we present $M_{\text{inv}}(DM, DM)$ distributions for the operators under study, again normalised to unity for 8TeV (top) and 13 TeV(bottom) LHC. The $M_{\text{inv}}(DM, DM)$ variable is not observable, however, these distributions are very informative in understanding the E_T^{miss} distributions for the EFT operators under study, given the relationship between

the two discussed above. From figure 4, one can see that the $M_{\text{inv}}(DM, DM)$ distributions are even better separated for different operators in comparison to the $\mathbf{E}_T^{\text{miss}}$ distributions (figure 2), although the grouping of similar distributions is slightly different. Similarly to figure 2, the (C1,C2) operators from group II have the lowest $M_{\text{inv}}(DM, DM)$ distribution tails. However, whilst the high mass tail of $M_{\text{inv}}(DM, DM)$ for (C5,C6) is above that of (C1,C2), it is also split from the rest of the group III operators, which all have similar $M_{\text{inv}}(DM, DM)$ distributions. The distribution for group V operators (D9,D10) is slightly below this. One can also see that group (V3,V4, V7M,V8M) has the highest $M_{\text{inv}}(DM, DM)$ mean value and the respective shape which very different from that of (V1,V2), (V5,V6) and (V11,V12) operators. One can see that the effective dimension of the operator, D , the structure of the SM part of the operator and the SM particles connected to the operator — the factors defining the shape of $\mathbf{E}_T^{\text{miss}}$ — are even more clearly connected to the $M_{\text{inv}}(DM, DM)$ distribution.

We would like to stress the fact that $M_{\text{inv}}(DM, DM)$ distributions for DM EFT operators for different DM spins form different groups. The only exception is the (C3,C4) distributions which is very similar to the one for (D5-D8) operators. It is not a coincidence, however: the shape of $M_{\text{inv}}(DM, DM)$ is primarily defined by the dimension D of the operator, its structure and the SM particles entering the operator. These factors are correlated with the DM spin for a given formal dimension d of the EFT operators, chosen to be the minimal one — 5 and 6. It is also important to note that in the low $M_{\text{inv}}(DM, DM)$ region, the shape of the distributions are qualitatively different depending on DM spin: for larger DM spins, the $M_{\text{inv}}(DM, DM)$ distribution falls more rapidly towards zero as $M_{\text{inv}}(DM, DM)$ decreases.. Also we found that as the number of γ matrices in the quark operator increases, the $M_{\text{inv}}(DM, DM)$ distribution *falls more rapidly* towards zero as $M_{\text{inv}}(DM, DM)$ decreases for scalar DM and *falls less rapidly* for the fermion and vector DM cases.

If $M_{\text{inv}}(DM, DM)$ could be fixed or concentrated around specific different values for each operator, then $\mathbf{E}_T^{\text{miss}}$ would allow us to perfectly distinguish between different models. Unfortunately, this is not the case, and the resulting $\mathbf{E}_T^{\text{miss}}$ distribution comes eventually from the integral over $M_{\text{inv}}(DM, DM)$, which partly masks the difference between EFT operators. Nevertheless, the resulting $\mathbf{E}_T^{\text{miss}}$ distribution presented in figure 2 demonstrates the correlation with figure 4 (keeping in mind the $M_{\text{inv}}(DM, DM)$ “re-weighting” after the integration mentioned above) and the corresponding potential to distinguish some EFT operators and related DM spin.

In figure 5 we also present pseudo-rapidity distributions of the mono-jet for the EFT operators under study, normalised to unity and with an energy of 13 TeV. One can see that differences between operators are also manifest there. It is interesting to notice that in this case the distributions for (C1,C2), (C5,C6) and (V11,V12) are less central than all the other operators. This different grouping of mono-jet pseudo-rapidity distributions in comparison to the $\mathbf{E}_T^{\text{miss}}$ can be exploited to differentiate between operators with similar $\mathbf{E}_T^{\text{miss}}$ distributions.

While the general picture of distributions for different operators is very similar for the M_{DM} range between 10 and 100 GeV — a range which is likely to be accessible at

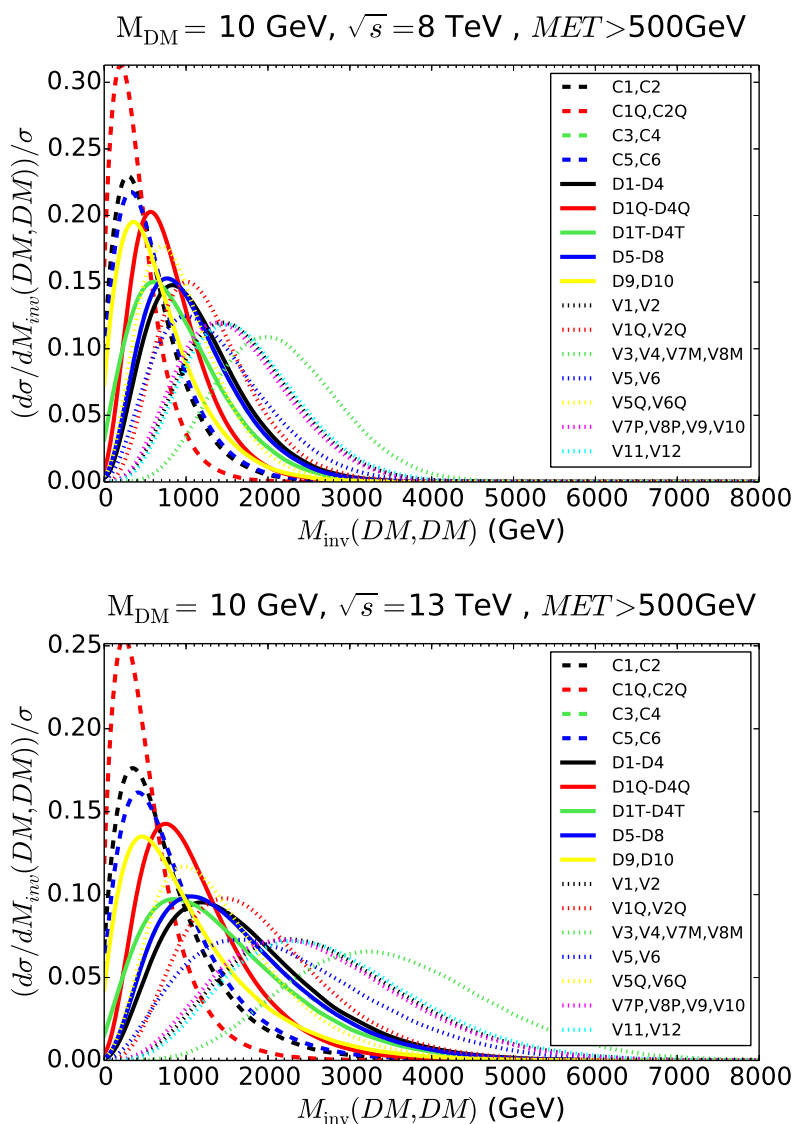


Figure 4. Invariant mass of DM pair distributions normalised to unity for EFT operators listed in tables 1 and 2 for 8 TeV (top) and 13 TeV (bottom) LHC energy, $M_{\text{DM}} = 10$ GeV and $p_{T,\text{jet}} \geq 500$ GeV cut applied.

the LHC — we also study here the distributions behaviour for the extreme case with $M_{\text{DM}} = 1000$ GeV. As we will see in the following, however, such large DM masses are unlikely to be testable at the LHC in the EFT regime. In figure 6 we present $\mathbf{E}_T^{\text{miss}}$ (top) and η_j (bottom) distributions for $M_{\text{DM}} = 1000$ GeV analogous to those presented above for the lighter DM case.

Figure 6 demonstrates that for $M_{\text{DM}} = 1000$ GeV all $\mathbf{E}_T^{\text{miss}}$ shapes from different operators become more similar. The reason for this is the very limited phase space when the DM mass is very large and respectively the small ratio of DM momentum over its mass. In this case the difference between $\mathbf{E}_T^{\text{miss}}$ and η_j distributions is mainly dictated by the SM

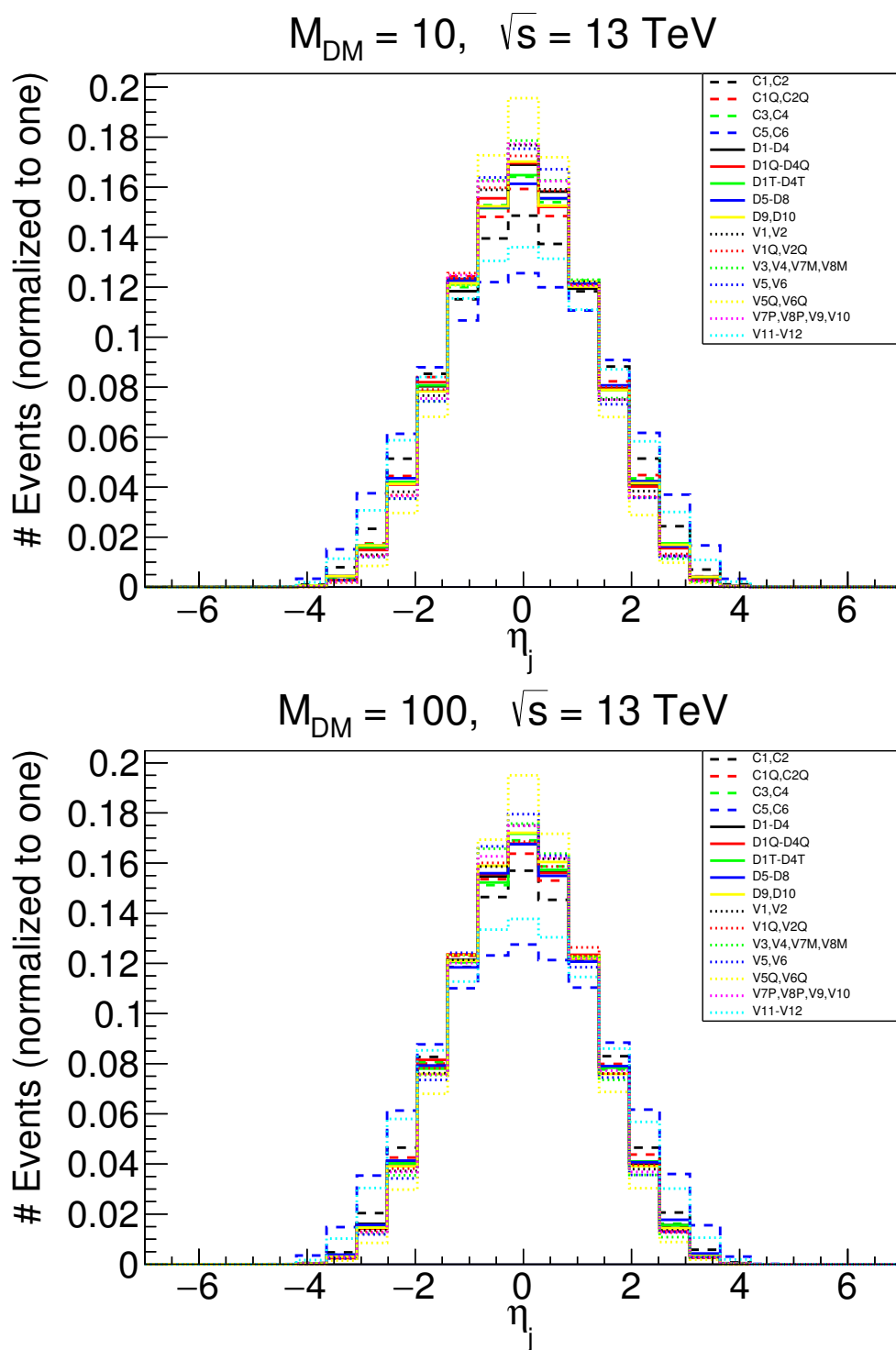


Figure 5. Pseudorapidity of the mono-jet distributions normalised to unity for EFT operators listed in tables 1 and 2 for 13 TeV LHC energy, $M_{DM} = 10$ (top) and 100(bottom) GeV and $p_{T,jet} \geq 100$ GeV cut applied.

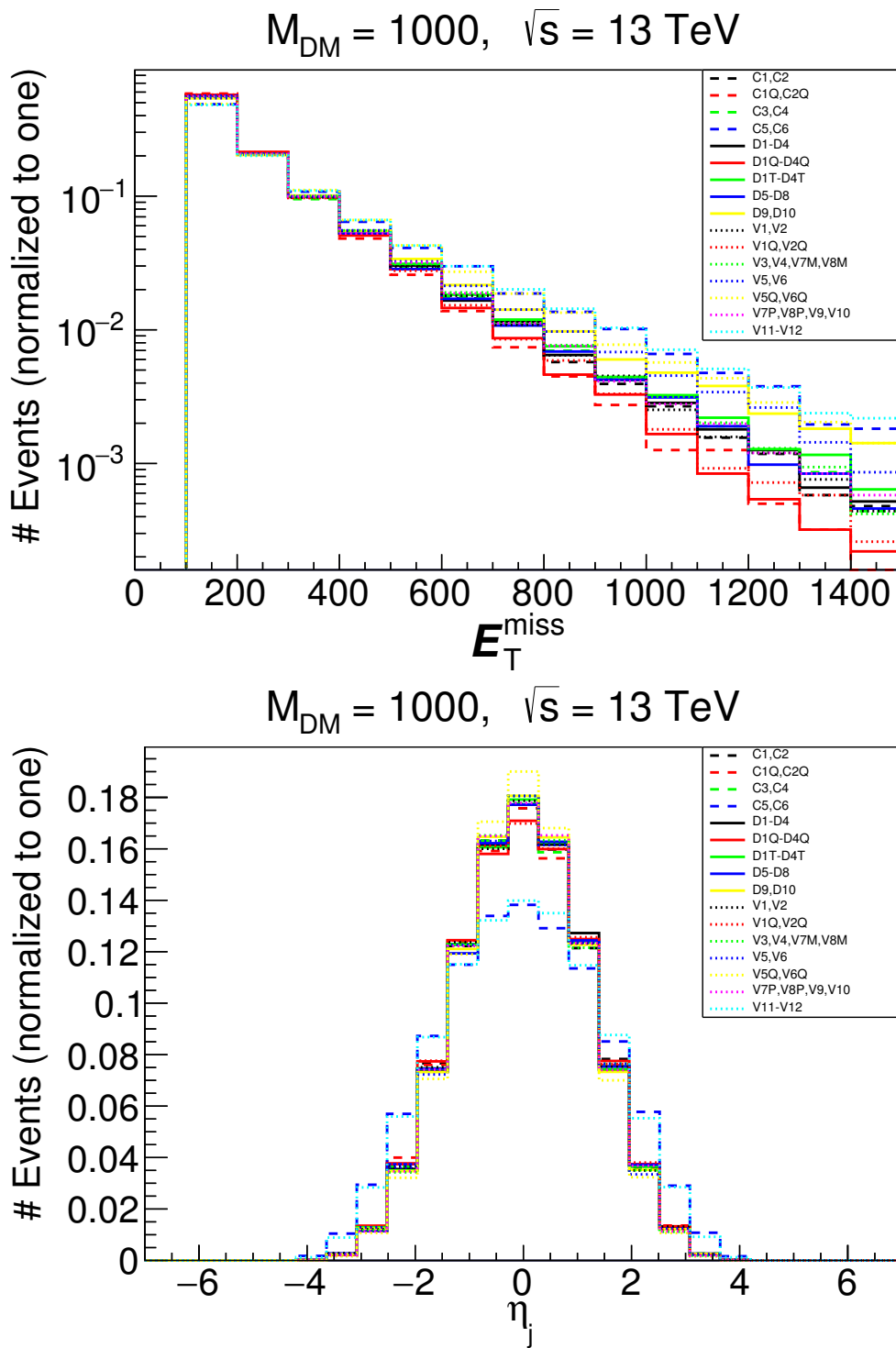


Figure 6. E_T^{miss} (top) and pseudorapidity of the mono-jet (bottom) distributions normalised to unity for EFT operators listed in tables 1 and 2 for 13 TeV LHC energy, $M_{DM} = 1000$ GeV and $p_{T,\text{jet}} \geq 100$ GeV cut applied.

operator — by its structure and type of partons. This is why for $M_{\text{DM}} = 1000 \text{ GeV}$ only three groups of operators are observed in the $\mathbf{E}_T^{\text{miss}}$ distributions:

- the least steep distribution comes from scalar and vector DM operators with gluons — (C5,C6) and (V11,V12) operators
- the group with the intermediate slope comes from operators whose SM part contains the quark current with tensor $\sigma^{\mu\nu}$ interaction
- the group with the steepest $\mathbf{E}_T^{\text{miss}}$ slope contains the rest of the operators, whose SM part contains (pseudo)scalar or (pseudo)vector quark currents.

While it is possible to recognise these three groups (with relatively small differences in distributions) in this set of $\mathbf{E}_T^{\text{miss}}$ distributions, only two groups are observed in the η_j distributions: the group with operators containing SM gluons — (C5,C6) and (V11,V12) — which has a slightly wider η_j shape, and the the group with the rest of operators, for which the SM bilinears contain quarks.

Let us note that in scenarios with large DM masses, like in the previous example, even if data would allow us to measure a signal with large enough statistics, it would be difficult to distinguish between groups of operators because of the similar shapes of the $\mathbf{E}_T^{\text{miss}}$ and η_j distributions. Furthermore, conclusively distinguishing between DM spins in this very heavy DM case would be virtually impossible since the differences between the distributions are driven only by the structure of the SM operators.

4.2 Beyond the parton level effects

After having assessed the possibility of distinguishing between DM EFT operators at the parton level, it is crucial to understand how much the effects of parton showering and hadronization, as well as the smearing effects due to the detector properties affect our conclusions.

In figure 7 we present $\mathbf{E}_T^{\text{miss}}$ and η_j distributions at the detector level for $M_{\text{DM}} = 100 \text{ GeV}$. we remind here that the detector effects have been simulated using DELPHES 3 tuned to model the ATLAS detector and implemented within CHECKMATE v1.2.2.

One can clearly see that beyond-the-parton-level effects which include parton showering, hadronization, and detector simulation, do not visibly change the shape of any of the distributions under study. The same conclusions apply for all the masses we have tested.

Therefore the $\mathbf{E}_T^{\text{miss}}$ and leading jet pseudo-rapidity distributions can potentially be used to distinguish some operators, and therefore to characterise the spin of the DM in some cases. Even if it is not possible to *unequivocally* associate certain distributions to a specific DM spin, some operators exhibit peculiar behaviours; therefore, if the DM interacts through such operators, its properties should be clearly distinguishable at the level of the respective shapes.

One should also note that the shape of distributions for a given operator also depends on the mass of the DM, and that this distinction can only be effectively made once the mass of the DM is inferred either by looking at the correlation between the cross-section of

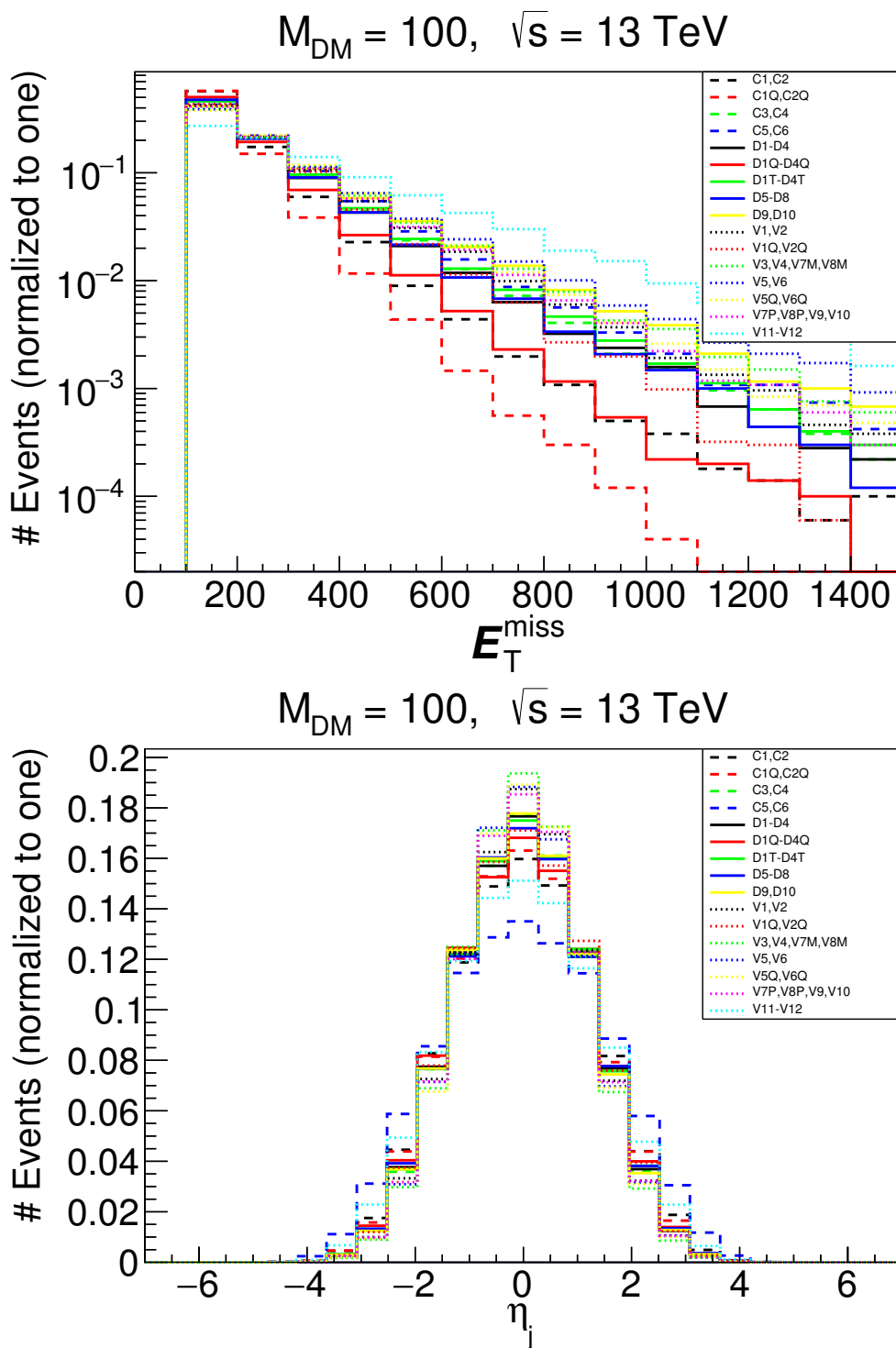


Figure 7. E_T^{miss} and Jet pseudo-rapidity distributions at the detector level, for representative EFT operators from the classes in tables 1 and 2. In all plots $M_{DM} = 100 \text{ GeV}$ and the collision energy is 13 TeV.

the process and the shape of the distribution or, possibly, by complementary observations. One should also note that for DM masses in the range of 10-100 GeV, which is likely to be the scope of the LHC, the shape for any given operator does not differ significantly and therefore does not depend strongly on the DM mass.

We will present in the following sections how to perform a quantitative analysis for distinguishing between different operators and also between same operators with different DM masses for a given collider luminosity.

5 LHC sensitivity to the Dark Matter EFT operators

Thus far we have only explored the *shape* of the distributions for EFT operators and demonstrated differences for some of their classes. In this section we explore the LHC potential to differentiate these operators. The main problem here is to study which operators with the strength allowed by present data can be not only discovered at high luminosity at the LHC, but also distinguished between each other. To do this we establish current LHC limits on Λ for these operators and verify if at high luminosity operators with such value of Λ could provide a large enough signal and could be differentiated between each other.

We first find limits on the operators for experimental data at 8 TeV and 13 TeV (with the current luminosity) and then provide the 13 TeV projections at higher luminosities. The cross-sections for the EFT operators at both 8 TeV and 13 TeV are presented in table 4 and figure 8. These cross-sections are evaluated for $\Lambda = 1$ TeV. The coefficients for each scalar and fermionic operator are chosen to be $1/\Lambda^2$ with the exceptions of (C1,C2) and (D1,D4) operators for which the coefficient depends on the mass parameter in the numerator. As already anticipated in section 2, for this dimensionful coupling we considered different hypotheses: 1) it corresponds to Λ , where the relevant scale is the UV cut-off itself; 2) it is equivalent to M_{DM} , which assumes that the relevant mass scale of the coupling corresponds to the DM mass (this scenario is not reported in table 4 as its cross-section is a simple re-scaling of the previous scenario); 3) it is equivalent to the SM quark mass, m_q assuming Yukawa couplings-type origin of these $SU(2)_L$ breaking terms. For the operators of vector DM we have considered the coefficients reported in table 3, and for the operators (V1,V2) and (V5,V6) we have considered also the cases where the numerator corresponds either to Λ_D or to m_q .

It must be noted that the cross-sections for operators proportional to m_q are always extremely small, at both 8 TeV and 13 TeV. For this reason, these scenarios are not plotted in figure 8.

5.1 Limits for LHC@8TeV

We will now estimate the significance of the signal by taking into consideration the backgrounds and comparing with the observed data from experimental searches in the mono-jet channel at 8 TeV. For this purpose we will consider 2 mono-jet searches implemented in CHECKMATE, one from ATLAS [1] and one from CMS [2].

The ATLAS analysis selects events through the following main criteria: the leading jet must have $p_T > 120$ GeV and $|\eta| < 2$, the E_T^{miss} must be larger than 150 GeV, and

Operators Coefficient			Cross section (fb)					
			LHC Energy					
			8 TeV			13 TeV		
			DM mass					
			10 GeV	100 GeV	1000 GeV	10 GeV	100 GeV	1000 GeV
Complex Scalar DM	C1 & C2	$1/\Lambda$	6.17×10^2	2.86×10^2	5.09×10^{-1}	16.9×10^2	8.90×10^2	9.57
		m_q/Λ^2	2.15×10^{-4}	6.02×10^{-5}	4.88×10^{-9}	8.55×10^{-4}	3.03×10^{-4}	2.62×10^{-7}
	C3 & C4	$1/\Lambda^2$	9.37×10	7.28×10	7.09×10^{-1}	4.37×10^2	3.75×10^2	2.35×10
C5 & C6	$1/\Lambda^2$	2.60×10^3	1.52×10^3	4.61	1.23×10^4	8.42×10^3	1.76×10^2	
Dirac Fermion DM	D1 & D3	$1/\Lambda^2$	2.45×10^2	1.99×10^2	2.11	1.17×10^3	1.03×10^3	6.98×10
		m_q/Λ^3	3.19×10^{-5}	1.95×10^{-5}	1.50×10^{-8}	2.03×10^{-4}	1.47×10^{-4}	1.26×10^{-6}
	D2 & D4	$1/\Lambda^2$	2.46×10^2	2.22×10^2	6.18×10	1.17×10^3	1.10×10^3	1.46×10^2
		m_q/Λ^3	3.21×10^{-5}	2.43×10^{-5}	5.41×10^{-8}	2.04×10^{-4}	1.71×10^{-4}	3.36×10^{-6}
	D1T & D4T	$1/\Lambda^2$	1.00×10^2	8.35×10	1.75	4.58×10^2	4.11×10^2	4.31×10
	D2T	$1/\Lambda^2$	5.36×10	4.36×10	8.78×10^{-1}	2.39×10^2	2.12×10^2	2.17×10
	D3T	$1/\Lambda^2$	4.69×10	3.99×10	8.67×10^{-1}	2.19×10^2	1.99×10^2	2.14×10
	D5 & D7	$1/\Lambda^2$	3.77×10^2	3.47×10^2	1.11×10	1.75×10^3	1.68×10^3	2.50×10^2
	D6 & D8	$1/\Lambda^2$	3.75×10^2	2.91×10^2	2.83	1.75×10^3	1.50×10^3	9.38×10
D9 & D10	$1/\Lambda^2$	1.46×10^3	1.11×10^3	2.31×10	5.96×10^3	5.04×10^3	5.26×10^2	
Complex Vector DM	V1 & V2	$M_{\text{DM}}^2/\Lambda_D^3$	3.60×10	3.43×10	3.59	3.95×10^2	3.89×10^2	1.29×10^2
		$m_q M_{\text{DM}}^2/\Lambda_D^4$	1.66×10^{-6}	1.47×10^{-6}	2.76×10^{-8}	2.15×10^{-5}	2.03×10^{-5}	2.19×10^{-6}
	V3 & V4	$M_{\text{DM}}^2/\Lambda_D^4$	1.88×10	1.82×10	2.17	5.17×10^2	5.11×10^2	1.97×10^2
	V5 & V6	$M_{\text{DM}}^2/\Lambda_D^3$	1.51×10	1.53×10	2.52	1.54×10^2	1.55×10^2	8.00×10
		$M_{\text{DM}}^2 m_q/\Lambda_D^4$	1.31×10^{-6}	1.28×10^{-6}	2.42×10^{-8}	1.36×10^{-5}	1.36×10^{-5}	1.80×10^{-6}
	V7M & V8M	$M_{\text{DM}}^2/\Lambda_D^4$	1.88×10	1.87×10	4.39	5.17×10^2	5.17×10^2	3.13×10^2
	V7P & V8P	$M_{\text{DM}}/\Lambda_D^3$	2.50×10	2.38×10	1.38	2.72×10^2	2.66×10^2	6.73×10
	V9M & V10M	$M_{\text{DM}}/\Lambda_D^3$	2.50×10	2.50×10	4.50	2.72×10^2	2.72×10^2	1.41×10^2
	V9P & V10P	$M_{\text{DM}}/\Lambda_D^3$	2.50×10	2.30×10	6.71×10^{-1}	2.71×10^2	2.66×10^2	4.37×10
V11 & V11A	$M_{\text{DM}}^2/\Lambda_D^4$	2.82×10^2	2.71×10^2	3.35×10	6.96×10^3	6.83×10^3	2.56×10^3	

Table 4. Mono-jet cross-sections in fb for the EFT operators at 8 TeV and 13 TeV. The UV cut-off Λ has been set to 1 TeV for all operators. Operators with same cross-section have been grouped together.

relations between the $\mathbf{E}_T^{\text{miss}}$ and jets properties must be satisfied, i.e. $p_{Tj}/\mathbf{E}_T^{\text{miss}} > 0.5$ and $\Delta\phi(\text{jet}, \mathbf{p}_T^{\text{miss}}) > 1$; further cuts on sub-leading jets and vetoes on leptons are imposed; 9 signal regions (SRs) (not statistically independent) are then defined with increasing $\mathbf{E}_T^{\text{miss}}$ cuts from 150 GeV to 700 GeV.

The CMS analysis has the following criteria: leading jet with $p_T > 110$ GeV and $|\eta| < 2.4$, $\mathbf{E}_T^{\text{miss}}$ larger than 250 GeV and further cuts on sub-leading jets kinematic properties; 7 non statistically independent SRs are then defined with increasing $\mathbf{E}_T^{\text{miss}}$ cuts from 250 GeV to 550 GeV.

Our results, in terms of 95%CL limits on Λ , are provided in figure 9 for all EFT operators under study. Here and in the following we have assumed a 10% theoretical error on the signal for the CheckMATE statistical analysis.

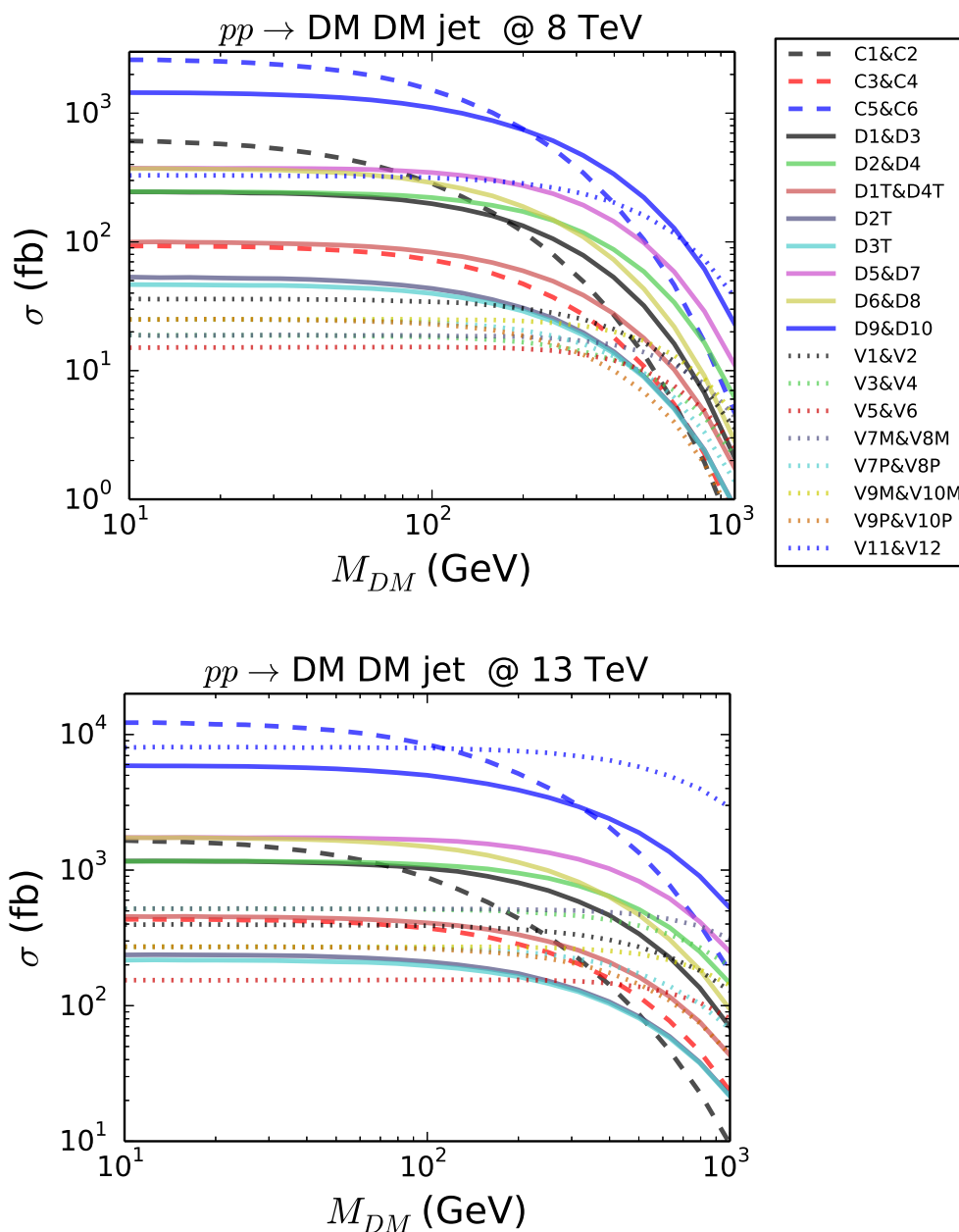


Figure 8. Mono-jet cross-sections in fb for the EFT operators at 8 TeV and 13 TeV versus DM mass for $\Lambda = 1$ TeV for all operators, presented in table 4

From figure 9 one can see that for $M_{DM} = 100$ GeV, the LHC@8TeV limits for Λ are between about 0.5 and 1. TeV for all operators. For the Λ_d parameterisation the limits on V_{DM} operators are enhanced as

$$\Lambda_d = (\Lambda^{D-4} M_{DM} d - D)^{\frac{1}{d-4}} \tag{5.1}$$

as follows from eq. (2.5). From this formula one can see that for Λ_d the limits are enhanced in V_{DM} case and scales with M_{DM} . For example, for $M_{DM} = 100$ GeV for the (V1,V2) and

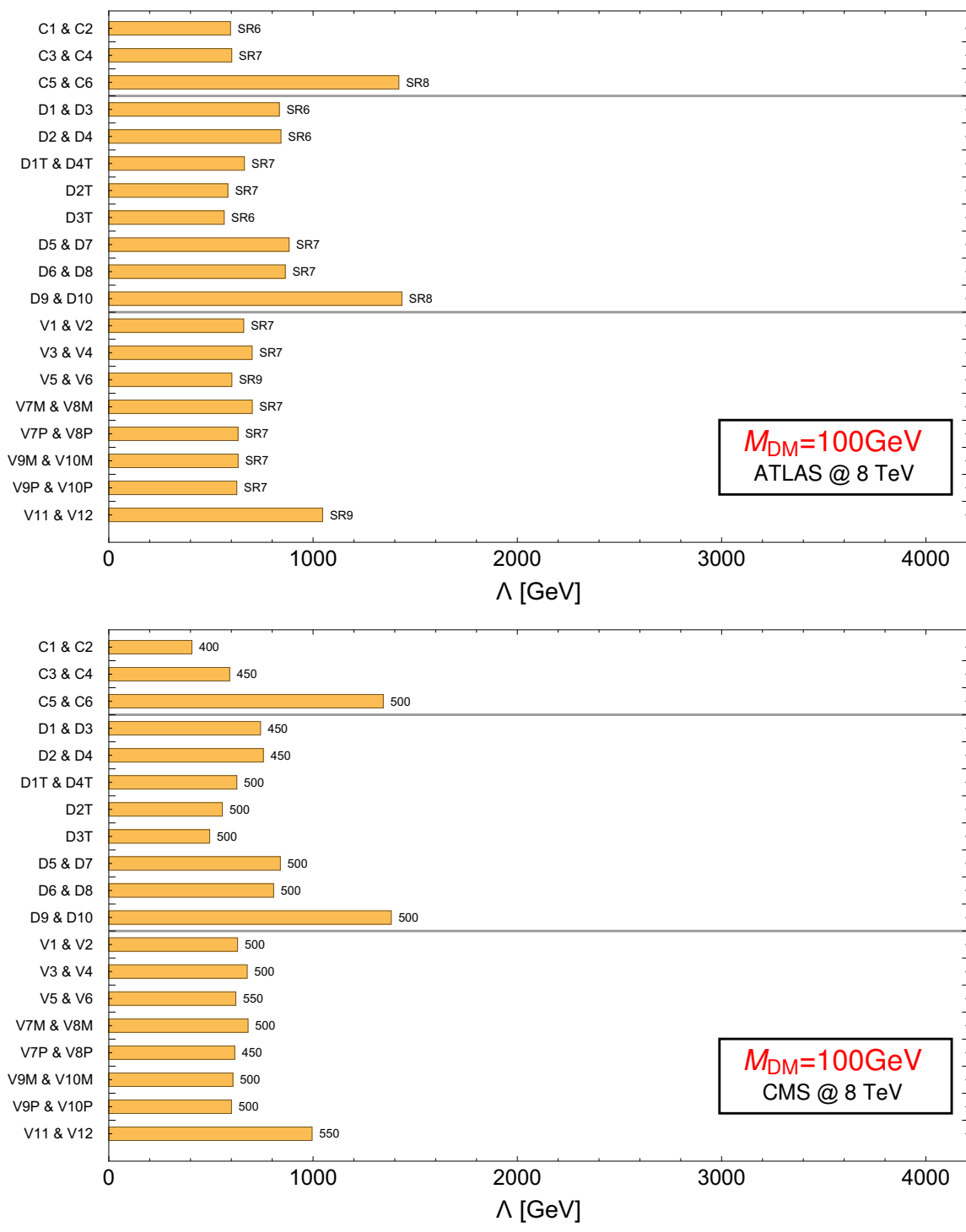


Figure 9. Observed 95% CL limits on the UV cut-off Λ from LHC 8 TeV data: from the ATLAS search(top) of ref. [1] and from the CMS search (bottom) of ref. [2]. The signal regions which determine the strongest constraint are displayed for each operator. Black horizontal lines distinguish groups of operators for same-spin DM.

(V5,V6) the limit on Λ_d is around 29 TeV and 22 TeV respectively exceeding limits on scalar and fermion DM case (for which $\Lambda_d = \Lambda_D \equiv \Lambda$) by more than one order of magnitude. While confirming these results of ref. [44] we believe that this parameterisation which, from our point of view, leads to an artificial enhancement of the limits for V_{DM} case is not quite physical and suggest the parameterisation we propose in this paper given in eq. (2.4) for which the LHC limits on Λ are of the same order of magnitude.

We would like to note that Λ is related to the mass of the heavy mediator but does not have necessarily the same value, as we can see this depends on the parameterisation and the mechanism of how the new physics is realised at high scale. Therefore it is hard to judge for how low values of Λ the EFT breaks down, while of course we expect that Λ should be about TeV scale or above. The only robust criterion one can use within this framework is the unitarity condition. Using results of ref. [44] we have checked unitarity limits for the most ‘dangerous’ V_{DM} operators with $D = 8$. The most stringent constraint comes from (V3,V4) operators, the mean values of invariant DM mass distribution for which is the highest. The energy at which unitarity is violated, E_{lim} for these operators is about twice as Λ_{lim} , the LHC limit on Λ , which means that unitarity is violated for $M_{inv}(DM, DM) > 2E_{lim} \simeq 4\Lambda_{lim}$. We have checked that $M_{inv}(DM, DM) > 2E_{lim}$ cut lead to about 15% decrease of the cross section and less than 4% decrease in the limit on Λ which is a quite small correction even for potentially the most problematic operator. Here we do not perform detailed study on the unitarity which is out of the scope of this paper.

Results for $M_{DM} = 10$ and 1000 GeV masses are presented in figure 13 of appendix B. One can see that for $M_{DM} = 10$ GeV the limits are very similar to the 100 GeV case, while for $M_{DM} = 1000$ GeV the limits are visibly weaker especially for the $D = 5$ (C1,C2) operators (for which limits are about factor of 10 weaker) which \mathbf{E}_T^{miss} shape is the most close to the SM BG one as we demonstrate below.

5.2 Limits for LHC@13TeV for current and projected luminosities

In this section we find the limits for LHC@13TeV considering the ATLAS mono-jet analysis of ref. [3]. This search considers a data sample obtained with a luminosity of 3.2 fb^{-1} and, analogously to the 8 TeV searches, it uses inclusive and exclusive signal regions, characterised by cuts on the \mathbf{E}_T^{miss} , from 250 GeV to 750 GeV. For our analysis we have used the recent implementation of this search into CHECKMATE v2.0.1. The limits on Λ for the operators under study are presented in figure 10 for $M_{DM} = 100$ GeV (analogous limits for $M_{DM} = 10$ GeV and 1000 GeV are presented in figure 14 of appendix B).

One can see that the bounds on Λ with the 13 TeV data corresponding to a luminosity of 3.2 fb^{-1} are very similar to those for 8 TeV data, corresponding to a luminosity of about a factor of 10 higher. This is expected, as the increase of the signal cross-section from 8 TeV to 13 TeV (about one order of magnitude in most cases) is compensated by the corresponding lack of luminosity.

The enhancement of the cross-section from 8 to 13 TeV combined with the significant increase of luminosity in the near future will indeed open a new potential for the LHC to test different DM theories and hopefully to understand their nature. Therefore, in the rest of this section we analyse the LHC sensitivity to EFT DM operators for higher luminosities

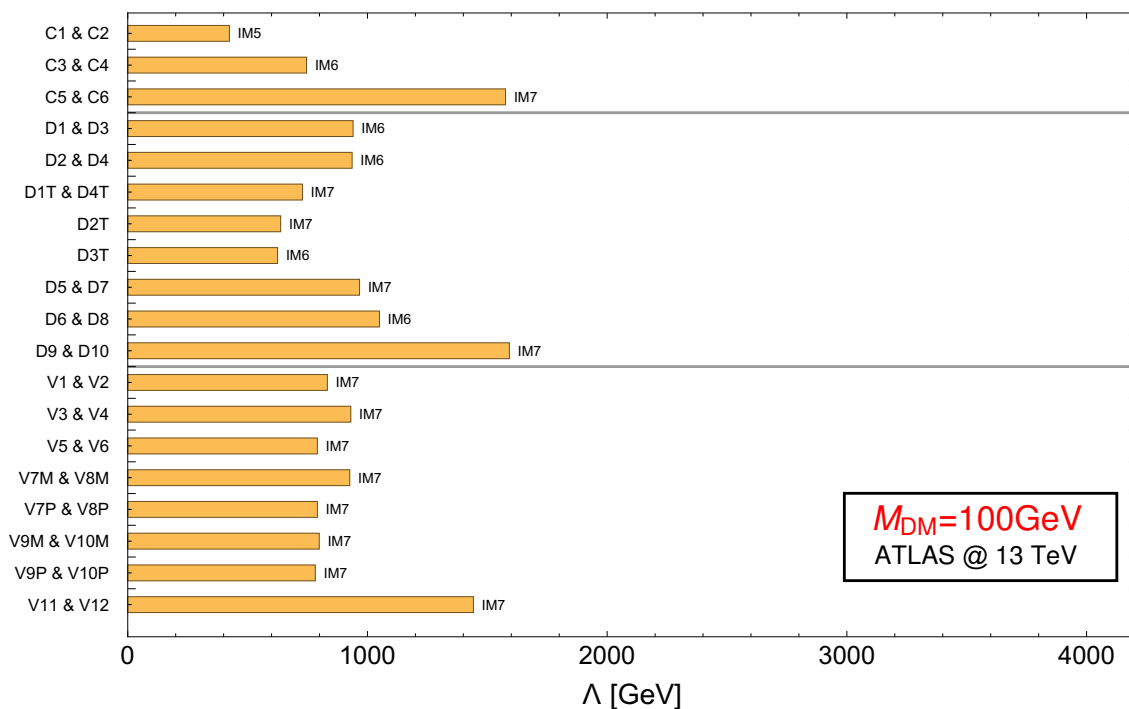


Figure 10. Observed limits on the UV cut-off Λ from the ATLAS search of ref. [3] using 13 TeV data with a luminosity of 3.2 fb^{-1} . See the caption of figure 9 for more details about the interpretation of the plot.

(up to 300 fb^{-1}) assuming the same selection and kinematics cuts of the ATLAS analysis of ref. [3]. This will allow us to estimate the potential of current searches for distinguishing these operators and hence characterise DM properties with the future LHC data.

In order to be able to distinguish the EFT operators with higher luminosities at 13 TeV we need the following conditions should be satisfied: 1) given that now the signal is not observed yet, at higher luminosity the significance of the signal must be large enough to actually claim it in the presence of the SM background (BG); 2) the number of signal events must be large enough to distinguish differences in the *shape* of distributions.

Our estimation is based on the assumptions that the number of BG events scales with the luminosity and that the uncertainty on the BG scales as the square root of the luminosity. However, we set the lower limit for the BG uncertainty to be 1% of the BG. This choice of 1% for the limit on BG uncertainty is based on the post-fit numbers with respective BG error provided by ATLAS and CMS for E_T^{miss} bins with high statistics, see e.g. [3, 61] together with additional materials provided by CMS collaboration [62]. We stress that the 1% systematic uncertainty floor limit for the BG plays a very important role. This statistically driven limit for the leading BG is based on the well measured $Zj \rightarrow \ell^+ \ell^- j$ and $Wj \rightarrow \ell^+ \nu j$ SM signatures, because the p_T distributions for the observed lepton pair have the same shape as the corresponding E_T^{miss} distributions in case the Z boson decays to neutrinos or the charged lepton from the W -boson decay is lost. Since the statistically driven BG error has a lower limit of 1%, even for the most stringent cut in the

ATLAS signal region IM7, with E_T^{miss} threshold of 700 GeV, the BG uncertainty reaches the 1% floor already with a luminosity of about 300 fb^{-1} . Therefore with this cut there will be no further improvement on the LHC reach with larger luminosities, and for this reason we do not present results for luminosity greater than 300 fb^{-1} .

If the shape of the signal E_T^{miss} distribution is flatter than that of the BG, then eventually the LHC reach for the signal can be improved if cuts on E_T^{miss} beyond the present searches are applied (as it was done, for example in [63]) or if a shape analysis is performed. As stated above, for this study we consider the analysis cuts from the current ATLAS monojet search, but further improvements are the subject of the follow up paper. Finally, for our projections we also assume that the detector parameters in the DELPHES framework do not significantly change at high luminosities.

The limits on Λ for the projected luminosities of 100 fb^{-1} and 300 fb^{-1} are presented in figure 11 for the ATLAS analysis of ref. [3]. The numerical values of the excluded Λ for 3.2 fb^{-1} and projected luminosity of 100 fb^{-1} are presented in table 5. One can see that increase of luminosity would allow to test Λ by factor 1.5-3 higher (depending on the operator and DM mass). One can notice that the differences between the exclusion limits for 100 fb^{-1} and 300 fb^{-1} are small: this is related to the fact that the systematic error drops very slowly with the increase of the luminosity.

Let us take a look at the shape difference of E_T^{miss} of BG and signals, expressed in terms of signal regions IM_i of the ATLAS analysis [3], where $IM_i = (250, 300, 350, 400, 500, 600, 700)$ define inclusive E_T^{miss} cuts in GeV. In figure 12 we present the number of signal events for the EFT operators under study for 7 IM_i bins with the signal normalised to 61 events (maximal allowed deviation from SM BG at 95% CL) in the IM_7 bin. We also present the number of the expected SM BG events for the sake of comparison of its shape to the signal. The top and bottom panels of the figure present results for $M_{\text{DM}} = 100$ and 1000 GeV respectively. One can clearly see that all signal E_T^{miss} shapes are flatter than the BG and different between each other. This shape difference will cause the respective difference of efficiencies for operators and the BG, with the largest difference of about two orders of magnitude occurring between (V11,V12) and SM BG. Moreover, as the BG exhibits a steeper slope, this difference grows with increasing E_T^{miss} : this creates the opportunity to improve the LHC sensitivity to DM models using higher E_T^{miss} cuts in dedicated analysis.

5.3 LHC@13TeV potential to distinguish EFT DM operators

In this final section we give a quantitative answer on the possibility to distinguish EFT DM operators at the LHC. We assume the presence of a signal from the EFT operators in the current data close to the exclusion limits found in the above sections and verify if these operators can be observed and distinguished at high LHC luminosities.

Let us recall that in figure 12 we present the numbers of signal events N_i^k with N_7^k normalised to 61 events corresponding to the exclusion at 95% CL for 3.2 fb^{-1} luminosity as well as number of expected background events BG_i , where index k denote the k^{th} EFT operator, while index $i = 1 - 7$ denotes the i^{th} signal region for the $[EM1, EM2, EM3, EM4, EM5, EM6, IM7]$ set. We assume now that there are $\frac{1}{2}N_7^k$ number of DM signal events

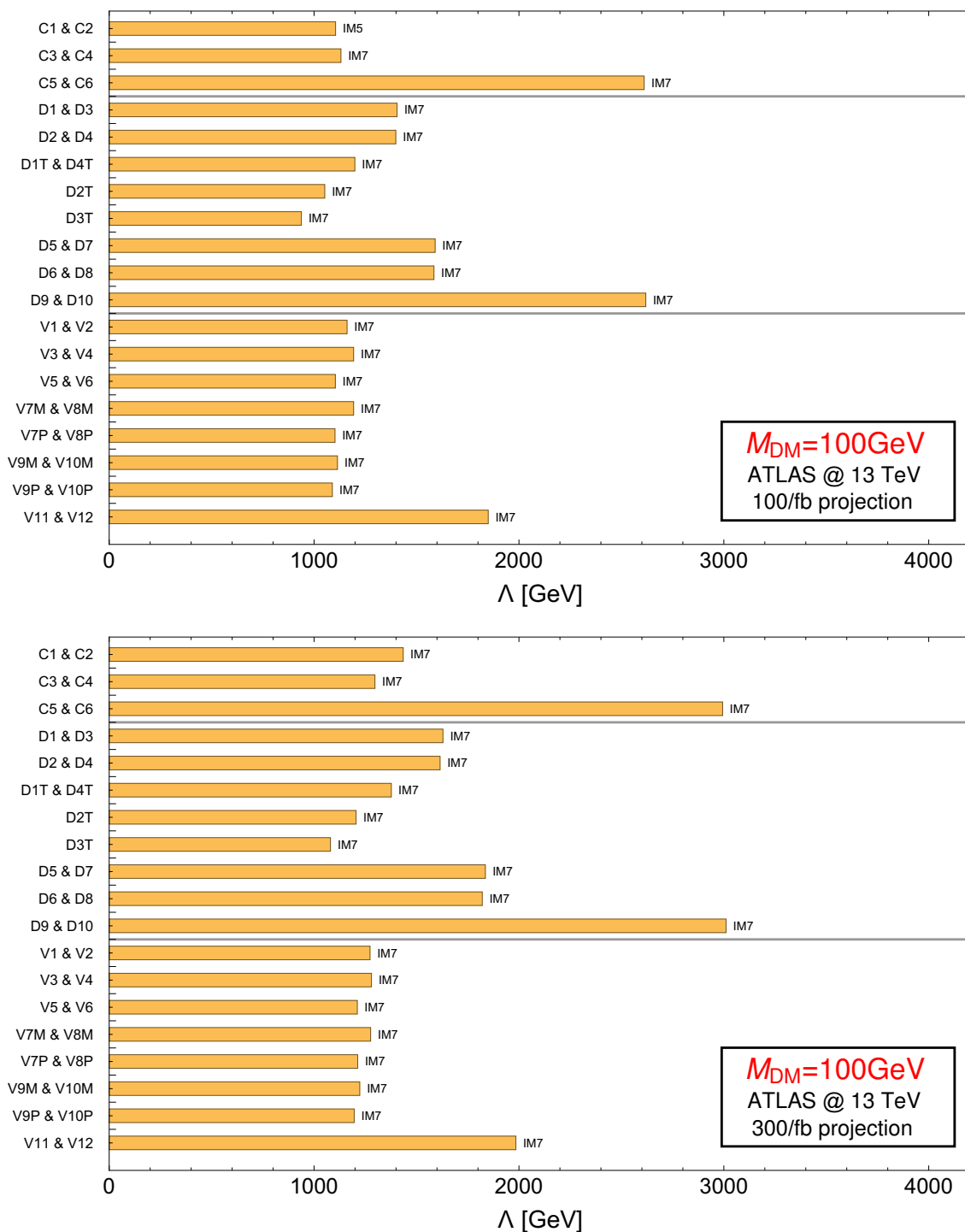


Figure 11. Expected limits on the UV cut-off Λ considering the selection of the ATLAS search of ref. [3] and re-scaling to luminosities of 100fb^{-1} (top panel) and 300fb^{-1} (bottom panel). The exclusion values of Λ correspond to the assumptions that the background scales linearly with the luminosity and that the number of observed events matches the background (expected limit).

			Excluded Λ (GeV) at 3.2 fb^{-1}			Excluded Λ (GeV) at 100 fb^{-1}		
			DM Mass			DM Mass		
			10 GeV	100 GeV	1000 GeV	10 GeV	100 GeV	1000 GeV
Complex Scalar DM	C1 & C2	$1/\Lambda$	456	424	98	1168	1115	267
	C3 & C4	$1/\Lambda^2$	750	746	400	1134	1131	662
	C5 & C6	$1/\Lambda^2$	1621	1576	850	2656	2611	1398
Dirac Fermion DM	D1 & D3	$1/\Lambda^2$	931	940	522	1386	1405	861
	D2 & D4	$1/\Lambda^2$	952	936	620	1426	1399	1022
	D1T & D4T	$1/\Lambda^2$	735	729	476	1217	1199	780
	D2T	$1/\Lambda^2$	637	638	407	1053	1052	670
	D3T	$1/\Lambda^2$	586	625	391	969	938	644
	D5 & D7	$1/\Lambda^2$	1058	967	721	1580	1591	1190
	D6 & D8	$1/\Lambda^2$	978	1050	579	1608	1585	955
	D9 & D10	$1/\Lambda^2$	1587	1592	958	2613	2619	1580
Complex Vector DM	V1 & V2	$M_{\text{DM}}^2/\Lambda_D^3$	831	833	714	1162	1161	997
	V3 & V4	$M_{\text{DM}}^2/\Lambda_D^4$	930	931	833	1196	1193	1070
	V5 & V6	$M_{\text{DM}}^2/\Lambda_D^3$	784	791	711	1095	1104	993
	V7M & V8M	$M_{\text{DM}}^2/\Lambda_D^4$	930	926	882	1195	1193	1130
	V7P & V8P	$M_{\text{DM}}/\Lambda_D^3$	796	791	652	1112	1102	911
	V9M & V10M	$M_{\text{DM}}/\Lambda_D^3$	796	799	737	1109	1114	1027
	V9P & V10P	$M_{\text{DM}}/\Lambda_D^3$	794	782	609	1110	1089	850
	V11 & V11A	$M_{\text{DM}}^2/\Lambda_D^4$	1435	1442	1309	1844	1850	1683

Table 5. Projections for the exclusion limits for Λ with a luminosity of 100 fb^{-1} with the cuts of the ATLAS search of ref. [3].

present in data, i.e. just half of those for the exclusion at 95% CL in the most sensitive signal region. Such signal can not be detected at 3.2 fb^{-1} experiment but for sure will be detected at large luminosities. At high luminosity both signal and background will be increased by the same factor. As we discussed in the previous section, the BG uncertainty for $L \gtrsim 300 \text{ fb}^{-1}$ is about 1% of background. Because the signal and the BG uncertainty are multiplied to the same luminosity factor, for the χ^2 evaluation at high luminosity one can use estimations for signal and background at 3.2 fb^{-1} . Taking this into account, the χ^2 value for differentiating the signals from operator k , and operator l takes the form:

$$\chi_{k,l}^2 = \min_{\kappa} \sum_{i=3}^7 \left[\left(\frac{1}{2} N_i^k - \kappa \cdot N_i^l \right) / (10^{-2} B G_i) \right]^2 \quad (5.2)$$

For all pairs of EFT operators we compare the obtained value of χ_{min}^2 with the reference value 9.49, corresponding to a 95%CL for four degrees of freedom: if $\chi_{\text{min}}^2 > 9.49$ the operators can be distinguished for DM masses we have considered in this analysis.

The result is shown in table 6 where we present the matrix of the χ^2 values for all pairs of C1,C5,D1,D9,V1,V3,V5 and V11 operators (noting the equivalence of C1 and C2, C5 and C6, D1 and D2, D9 and D10, V1 and V2, V3 and V4, V11 and V12 pairs with identical

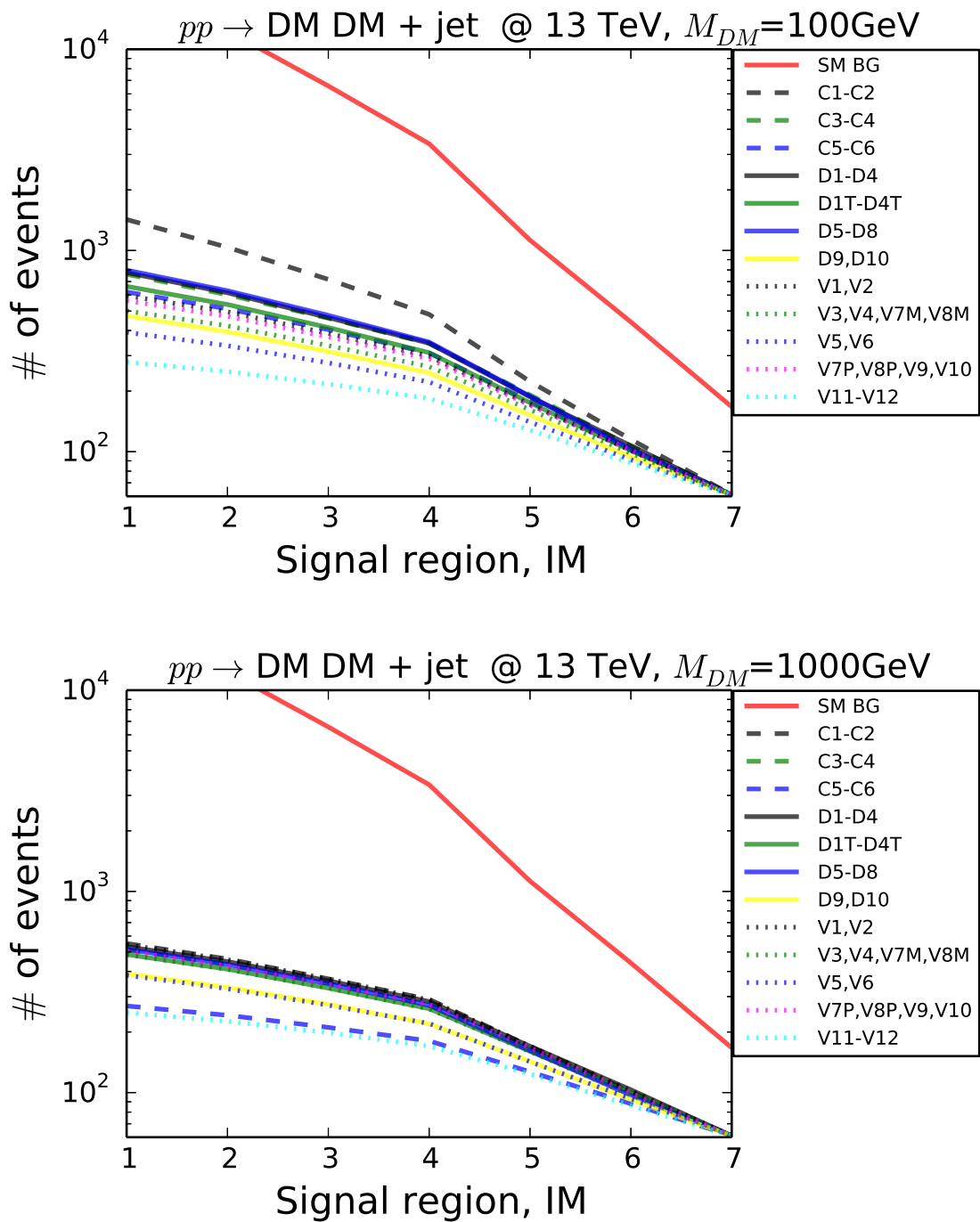


Figure 12. The number of signal events for the EFT operators under study for IM_i bins ($i = 1-7$) with the signal normalised to 61 events (maximal allowed deviation from SM BG at 95% CL) in the IM_7 bin. The SM BG is normalised to the same amount of events is also presented for the sake of the comparison of its shape to the signal. The top and bottom panels of the figure present results for $M_{DM} = 100$ and 1000 GeV respectively.

$\mathbf{E}_T^{\text{miss}}$ distributions) for 100 GeV and 1000 GeV DM masses. This set of operators represent all operators under study since it contains all combinations of $D = 5 - 8$, all structures — scalar, vector, tensor — of EFT operators and all partons — quark and gluons — which define the shape of $\mathbf{E}_T^{\text{miss}}$ distributions. We omit results for 10 GeV DM mass for the sake of simplicity since those are very similar numerically and identical qualitatively to the 100 GeV case.

This choice results in a 16×16 matrix: each row corresponds to the operators for which the normalisation was fixed to provide 61/2 events in the IM7 ATLAS [3] signal region at 3.2 fb^{-1} , while the normalisation of the corresponding operator in each column was chosen to minimise the value of the χ^2 according to the eq. (5.2). For values of the χ^2 (for 4 degrees of freedom) above 9.49, the operators which are distinguishable at 95%CL and highlighted in red boldface font in table 6.

In particular, from table 6 one can see that:

- The C1 operator can be distinguished from all other operators, with same or different DM masses.
- The C1 operator with 100 GeV DM and 1000 GeV masses can be distinguished, the same true also for C5 operator, contrary to all other operators, which means that the shape of $\mathbf{E}_T^{\text{miss}}$ only for C1 and C5 operators significantly changes with the increase of DM mass.
- For $M_{\text{DM}} = 100 \text{ GeV}$ the C5 operators can be distinguished (in addition to C1) from D1, D9 and V1
- For $M_{\text{DM}} = 100 \text{ GeV}$ the D1 operator can be distinguished (in addition to C1 and C5) from D9, V5 and V11
- all vector DM operators can be distinguished from C1, but not from each other, with the only exception of V1 and V11, which are clearly distinguishable from each other (as well as V3 and V11 for the cases of some masses)

Therefore, the certain sets of DM EFT operators can be distinguished. This is especially true for the C1 operator which can be distinguished from all others, which gives the possibility to link a C1-like signal with the spin of the DM. One can expect that further exploration of the LHC potential beyond the cuts defined in the IM7 signal region should lead to a substantial improvement of the LHC sensitivity for the distinction of operators in EFT scenarios and in the characterisation of DM properties.

6 Conclusions

We have analysed mono-jet signals from Dark Matter (DM) in the Effective Field Theory (EFT) approach and the LHC potential to distinguish EFT operators and DM properties.

We studied the complete set of dimension-5 and dimension-6 effective operators involving interactions of scalar, fermion and vector DM with SM quarks and gluons, implemented

		Complex Scalar DM			Dirac Fermion DM			Complex Vector DM									
		100 GeV		1000 GeV	100 GeV		1000 GeV	100 GeV		1000 GeV							
		C1	C5	C1	C5	D1	D9	D1	D9	V1	V3	V5	V11	V1	V3	V5	V11
Complex Scalar DM	100 GeV	0.0	19.7	25.54	74.63	11.73	41.79	25.78	52.58	22.97	32.89	54.35	73.34	25.18	34.61	52.34	80.85
	1000 GeV	15.74	0.0	0.37	16.25	1.11	3.93	0.74	7.35	0.18	1.53	8.2	15.73	0.44	1.9	7.24	19.13
	1000 GeV	19.89	0.36	0.0	11.82	2.33	2.09	0.27	4.58	0.06	0.45	5.29	11.41	0.06	0.68	4.42	14.36
	1000 GeV	50.86	13.86	10.34	0.0	21.03	3.7	11.18	1.53	11.57	6.82	1.26	0.01	10.84	6.1	1.61	0.14
Dirac Fermion DM	100 GeV	9.88	1.17	2.52	25.99	0.0	9.23	2.4	14.17	1.85	5.09	15.34	25.37	2.29	5.85	13.85	29.81
	1000 GeV	30.49	3.59	1.96	3.96	7.99	0.0	2.71	0.52	2.49	0.62	0.73	3.69	2.31	0.39	0.56	5.36
	1000 GeV	20.31	0.73	0.27	12.92	2.25	2.93	0.0	5.42	0.32	0.82	6.33	12.58	0.08	1.18	5.08	15.7
	1000 GeV	37.38	6.54	4.18	1.6	11.96	0.5	4.89	0.0	4.98	2.02	0.06	1.44	4.56	1.61	0.04	2.55
Complex Vector DM	100 GeV	18.06	0.17	0.06	13.34	1.72	2.68	0.32	5.5	0.0	0.77	6.25	12.9	0.1	1.06	5.34	16.03
	1000 GeV	24.86	1.45	0.44	7.57	4.57	0.65	0.79	2.14	0.74	0.0	2.68	7.25	0.57	0.03	2.04	9.59
	1000 GeV	38.36	7.24	4.79	1.3	12.86	0.7	5.67	0.06	5.61	2.5	0.0	1.14	5.24	2.04	0.13	2.13
	1000 GeV	50.03	13.43	10.0	0.01	20.55	3.45	10.89	1.39	11.2	6.54	1.11	0.0	10.52	5.83	1.49	0.16
Complex Vector DM	1000 GeV	19.73	0.43	0.06	12.46	2.13	2.48	0.08	5.02	0.1	0.59	5.83	12.09	0.0	0.89	4.78	15.14
	1000 GeV	25.96	1.78	0.65	6.72	5.21	0.4	1.12	1.7	1.01	0.03	2.17	6.41	0.85	0.0	1.65	8.6
	1000 GeV	37.33	6.47	4.04	1.68	11.72	0.55	4.59	0.04	4.84	1.93	0.14	1.55	4.34	1.57	0.0	2.72
	1000 GeV	54.48	16.14	12.42	0.13	23.85	4.95	13.43	2.41	13.74	8.55	2.03	0.16	13.01	7.73	2.57	0.0

Table 6. The matrix of χ^2 values for all pairs of C1,C5,D1,D9,V1,V3,V5 and V11 operators and 100 GeV and 1000 GeV masses. For the operator in each row the normalisation was fixed to provide 61/2 events in the IM7 ATLAS [3] signal region at 3.2fb^{-1} , while the normalisation of the corresponding operator in each column was chosen to minimize the value of the χ^2 according to eq. (5.2). If the χ^2 values (for 4 degrees of freedom) are above 9.49, corresponding to operators which are distinguishable at 95%CL, the entries in have been highlighted in red boldface font.

the models into CalcHEP and Madgraph, fully validated them, and made them publicly available at the HEPMDB model database.

We have found that the main observable $\mathbf{E}_T^{\text{miss}}$ which allows to distinguish DM EFT operators is fully defined by the effective dimension of the operator, D , the structure of the operator (scalar, vector or tensor) and the parton densities of the SM partons (quarks or gluons) of the operator. The effective dimension of V_{DM} operators is different from the naive one because of the E/M_{DM} enhancement factor for each longitudinal V_{DM} polarisation, such that $D = 7$ or 8 for V_{DM} operators. Because of this fact we have suggested a new parameterisation for V_{DM} operators given by the eq. (2.4).

We have found that if the invariant mass of the DM pair, $M_{\text{inv}}(DM, DM)$, is fixed then $\mathbf{E}_T^{\text{miss}}$ is defined by the SM part of the EFT operator (as presented in figure 3) and that the larger the invariant DM pair mass, the less steep is the resulting $\mathbf{E}_T^{\text{miss}}$ distribution. $M_{\text{inv}}(DM, DM)$ distributions are not observable but they are correlated with the $\mathbf{E}_T^{\text{miss}}$ distributions (figure 2) and, since the effective dimension D , the structure of the operator and the parton densities uniquely define $M_{\text{inv}}(DM, DM)$ distributions (figure 4), operators for which one or more of these factors are different are potentially distinguishable at the LHC. Since DM spin is partly correlated with these factors, LHC can potentially shed light also on DM spin. For large $M_{\text{DM}} \gtrsim 1$ TeV, the DM pair is produced close to threshold, so the sensitivity to D of the operators is suppressed and the $\mathbf{E}_T^{\text{miss}}$ distribution is completely defined by the SM component of the operator. Using Fierz transformations we show how this analysis can also be applied to operators which are not a product of SM and DM bilinears.

We have shown that the pattern of $\mathbf{E}_T^{\text{miss}}$ distributions initially observed at the parton level is not changed at the detector level (figure 7) and have analysed the LHC sensitivity to EFT DM operators and assessed the LHC potential to distinguish them at high luminosities.

We have found that at the LHC with a luminosity of 300 fb^{-1} or higher and using the kinematic cuts of the current ATLAS monojet analysis [3] it is possible to distinguish certain classes of EFT operators among each other, such as (C1,C2), (C5,C6), (D1,D2), (D9,D10), (V1,V2), (V3,V4), (V5,V6) and (V11,V12) (table 6). A further exploration of the LHC potential beyond the $\mathbf{E}_T^{\text{miss}} > 700 \text{ GeV}$ cut of the current analysis and beyond 300 fb^{-1} should lead to a substantial improvement of the LHC sensitivity to the DM models and to the characterisation of DM properties including its spin. We would like to stress the LHC has a sensitivity to the main three factors which uniquely define the $\mathbf{E}_T^{\text{miss}}$ shape — effective dimension D , the structure of the operator and the involved parton densities — and not directly to DM spin. However, for some operators, the spin of DM is correlated with these factors, so scenarios with one or even two DM spins can be excluded in some cases as one can see from table 6.

We have also found a drastic difference in the efficiencies (up to two orders of magnitude) for large $\mathbf{E}_T^{\text{miss}}$ cuts and for scenarios with different operators. This makes a further step forward beyond the results obtained at the LHC DM forum [35]. Finally, our analysis could be generically applicable to different scenarios, not necessarily in the EFT approach, where the mediator is not produced on-the-mass-shell, such as the case of t-channel mediator, or mediators with mass below $2M_{\text{DM}}$, where the $M_{\text{inv}}(DM, DM)$ is not fixed.

Acknowledgments

The authors would like to thank John Ellis, Thiago Tomei and Chang-Seong Moon for useful discussions. Authors also acknowledge summer students: J. Pillow, J. Blandford and T.V.B. Claringbold for useful interaction and participation at the very early stage of the project. AB acknowledges partial support from the STFC grant ST/L000296/1, the NExT Institute, Royal Society Leverhulme Trust Senior Research Fellowship LT140094 and Soton-FAPESP grant. MCT acknowledges partial support from Soton-FAPESP grant. AP acknowledges partial support from SOTON Jubilee visiting grant as well from Royal Society International Exchanges grant IE150682. AB and MT would like to thank FAPESP grant 2011/11973-4 for funding their visit to ICTP-SAIFR where part of this work was done. Authors would like to thank Referees of the paper, critique and comments of whom helped to improve the quality of the paper and further highlight its main message. Also, authors are grateful to Giovanni Grilli di Cortona for the cross-check of eq. (2.1) and finding typo in it.

A Fierz identities

The Fierz identities can be used to rewrite the product of two Dirac bilinears as a linear combination of other bilinears with the Dirac spinors in a different order. These are well known and discussed (e.g. [64]). Here we provide a brief derivation of the identity required to transform between different dimension-6 operators, mainly using the notation of [65].

4×4 complex matrices are spanned by 16 basis matrices. Different bases can be chosen to simplify the calculations depending mainly on whether your initial dimension-6 operators contain chiral projection operators or not. For the purpose of our calculation, we use the basis $\Gamma^\alpha = \{I, \gamma^\mu, \sigma^{\mu\nu}, \gamma^5 \gamma^\mu, i\gamma^5\}$, where $\sigma^{\mu\nu} = \frac{i}{2} [\gamma^\mu, \gamma^\nu]$, and defining $\Gamma_\alpha = (\Gamma^\alpha)^{-1}$.

The basis is chosen to satisfy,

$$\text{Tr}(\Gamma^\alpha \Gamma_\beta) = 4\delta_\beta^\alpha \tag{A.1}$$

and this orthogonality allows us to expand a general 4×4 matrix, X , in terms of this basis,

$$X = x_\alpha \Gamma^\alpha = x_\beta \delta_\alpha^\beta \Gamma^\alpha = \frac{1}{4} \text{Tr}(X \Gamma_\alpha) \Gamma^\alpha. \tag{A.2}$$

Writing this explicitly in terms of matrix elements,

$$X_{ij} = \frac{1}{4} X_{kl} [\Gamma_\alpha]_{lk} [\Gamma^\alpha]_{ij}, \tag{A.3}$$

we see that,

$$\frac{1}{4} [\Gamma_\alpha]_{lk} [\Gamma^\alpha]_{ij} = \delta_{lj} \delta_{ki}. \tag{A.4}$$

Inserting Kronecker deltas into our dimension-6 operator allows equation (A.4) to be used to

derive a useful identity for Fierz transformations. If X and Y are any 4×4 matrix we have,

$$(\bar{\chi}Xq)(\bar{q}Y\chi) = (\bar{\chi}_i X_{ij} \delta_{jk} q_k)(\bar{q}_l \delta_{lm} Y_{mn} \chi_n) \tag{A.5}$$

$$= \frac{1}{4} (\bar{\chi}_i X_{ij} [\Gamma^\alpha]_{jm} Y_{mn} \chi_n)(\bar{q}_l [\Gamma_\alpha]_{lk} q_k) \tag{A.6}$$

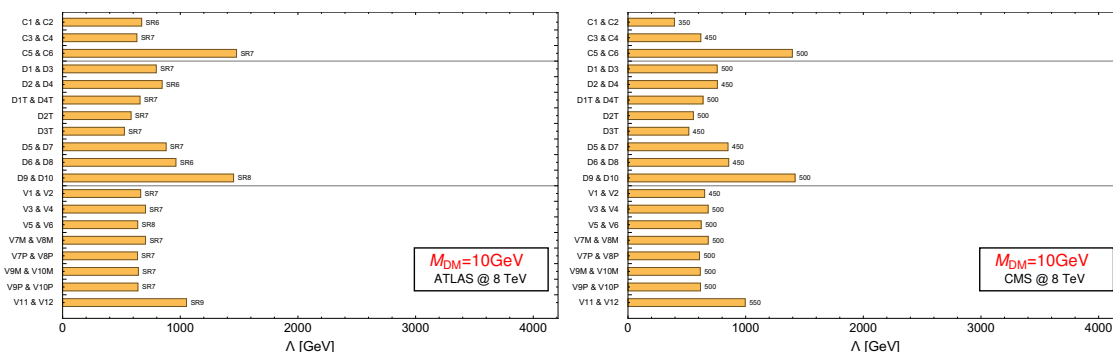
$$= \sum_\alpha \frac{1}{4} (\bar{\chi} X \Gamma^\alpha Y \chi)(\bar{q} \Gamma_\alpha q) \tag{A.7}$$

where the sum over indices has been made explicit in the final line.

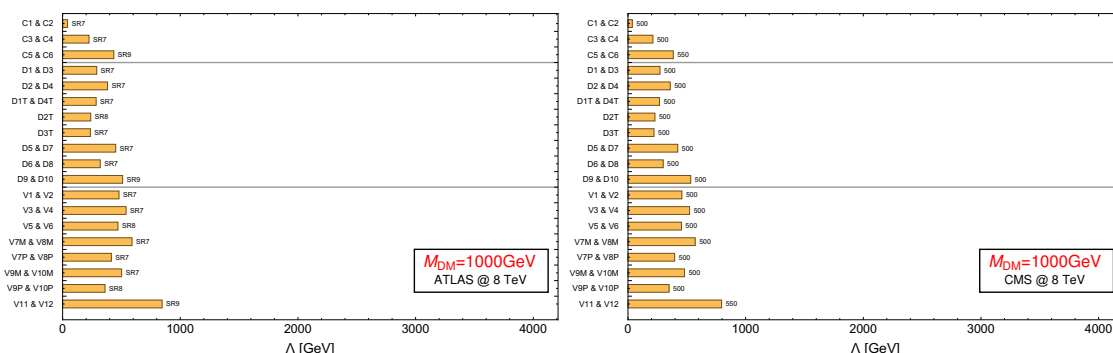
To Fierz transform D1T, we set X and Y to the identity matrix yielding equation (2.1). Similar results apply for operators D2T to D4T.

B Plots for the LHC reach for DM masses of 10 GeV and 1000 GeV

In this section we present plots for additional $M_{DM} = 10$ and 1000 GeV for the LHC reach complementary to those presented in section 5. In figure 13 a),b),c) we present results, in terms of 95%CL on Λ for LHC@8TeV from ATLAS(left) and CMS(right). In figure 14 we present analogous results for ATLAS analysis for LHC@13TeV 3.2fb^{-1} data. In figure 15 we present results for high luminosity projections for 100fb^{-1} (left) and 300fb^{-1} (right) for LHC@13TeV.

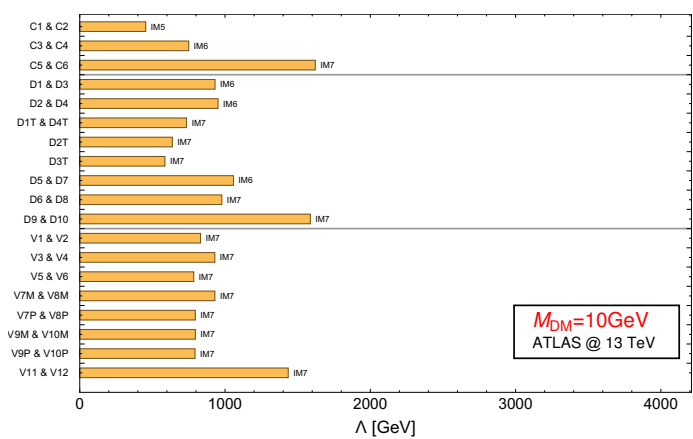


(a) $M_{DM} = 10$ GeV

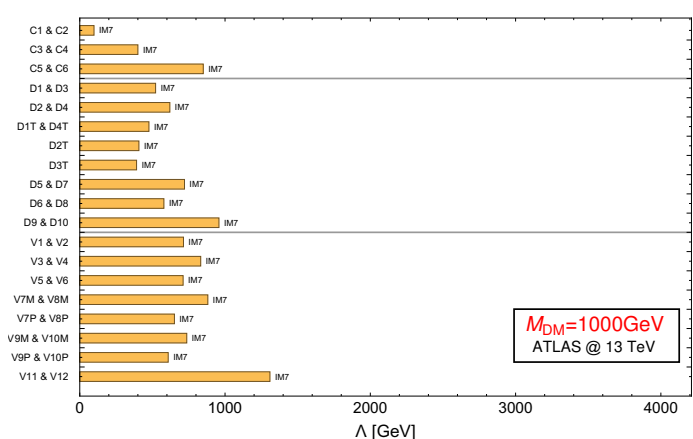


(b) $M_{DM} = 1000$ GeV

Figure 13. Observed 95% CL limits on the UV cut-off Λ from LHC 8 TeV data: from the ATLAS search(left) of ref. [1] and from the CMS search (right) of ref. [2]. See the caption of figure 9 for more details about the interpretation of the plot.



(a) $M_{DM} = 10 \text{ GeV}$



(b) $M_{DM} = 1000 \text{ GeV}$

Figure 14. Observed limits on the UV cut-off Λ from the ATLAS search of ref. [3] using 13 TeV data with a luminosity of 3.2 fb^{-1} . See the caption of figure 9 for more details about the interpretation of the plot.

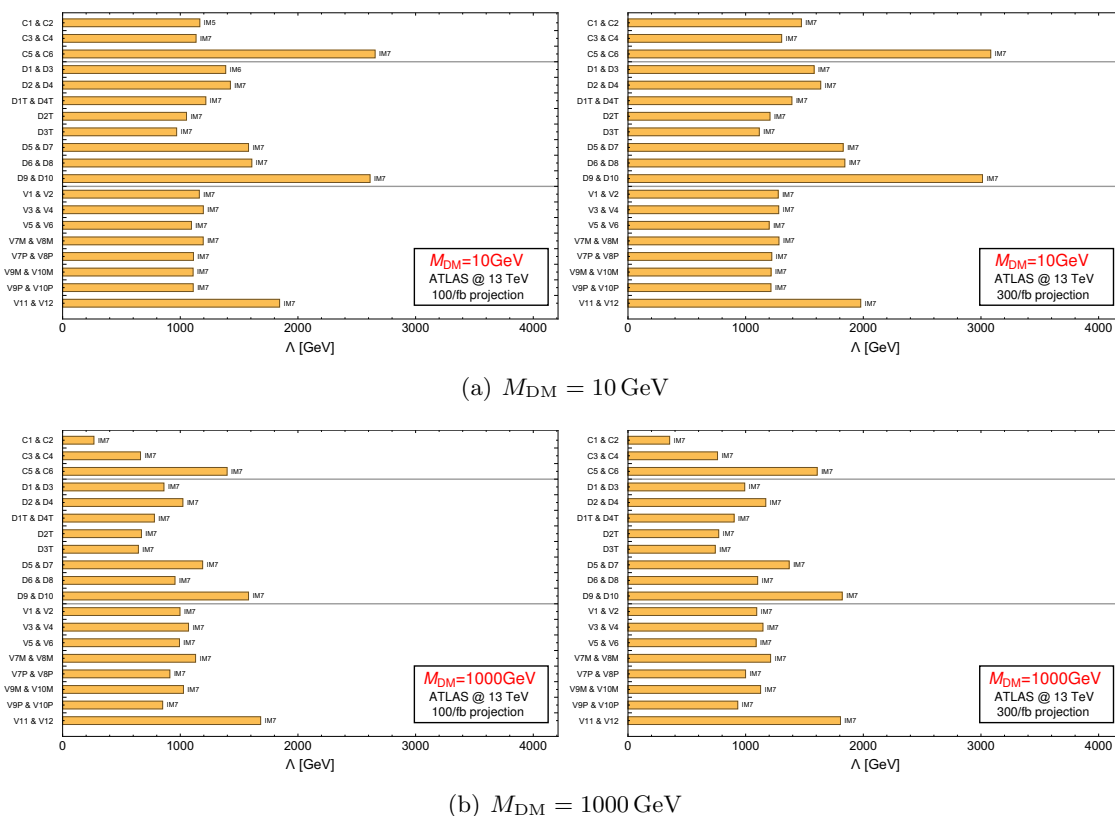


Figure 15. Expected limits on the UV cut-off Λ considering the selection of the ATLAS search of ref. [3] and rescaling to luminosities of 100 fb^{-1} (left panels) and 300 fb^{-1} (right panels).

Open Access. This article is distributed under the terms of the Creative Commons Attribution License (CC-BY 4.0), which permits any use, distribution and reproduction in any medium, provided the original author(s) and source are credited.

References

- [1] ATLAS collaboration, *Search for new phenomena in final states with an energetic jet and large missing transverse momentum in pp collisions at $\sqrt{s} = 8 \text{ TeV}$ with the ATLAS detector*, *Eur. Phys. J. C* **75** (2015) 299 [[arXiv:1502.01518](#)] [[INSPIRE](#)].
- [2] CMS collaboration, *Search for dark matter, extra dimensions and unparticles in monojet events in proton-proton collisions at $\sqrt{s} = 8 \text{ TeV}$* , *Eur. Phys. J. C* **75** (2015) 235 [[arXiv:1408.3583](#)] [[INSPIRE](#)].
- [3] ATLAS collaboration, *Search for new phenomena in final states with an energetic jet and large missing transverse momentum in pp collisions at $\sqrt{s} = 13 \text{ TeV}$ using the ATLAS detector*, *Phys. Rev. D* **94** (2016) 032005 [[arXiv:1604.07773](#)] [[INSPIRE](#)].
- [4] CMS collaboration, *Search for new physics in a boosted hadronic monotop final state using 12.9 fb^{-1} of $\sqrt{s} = 13 \text{ TeV}$ data*, *CMS-PAS-EXO-16-040* (2016).

- [5] H. Goldberg, *Constraint on the Photino Mass from Cosmology*, *Phys. Rev. Lett.* **50** (1983) 1419 [*Erratum ibid.* **103** (2009) 099905] [[INSPIRE](#)].
- [6] J.R. Ellis, J.S. Hagelin, D.V. Nanopoulos, K.A. Olive and M. Srednicki, *Supersymmetric Relics from the Big Bang*, *Nucl. Phys.* **B 238** (1984) 453 [[INSPIRE](#)].
- [7] I. Antoniadis, *A Possible new dimension at a few TeV*, *Phys. Lett.* **B 246** (1990) 377 [[INSPIRE](#)].
- [8] T. Appelquist, H.-C. Cheng and B.A. Dobrescu, *Bounds on universal extra dimensions*, *Phys. Rev.* **D 64** (2001) 035002 [[hep-ph/0012100](#)] [[INSPIRE](#)].
- [9] G. Servant and T.M.P. Tait, *Is the lightest Kaluza-Klein particle a viable dark matter candidate?*, *Nucl. Phys.* **B 650** (2003) 391 [[hep-ph/0206071](#)] [[INSPIRE](#)].
- [10] C. Csáki, C. Grojean, J. Hubisz, Y. Shirman and J. Terning, *Fermions on an interval: Quark and lepton masses without a Higgs*, *Phys. Rev.* **D 70** (2004) 015012 [[hep-ph/0310355](#)] [[INSPIRE](#)].
- [11] N. Arkani-Hamed, A.G. Cohen, E. Katz, A.E. Nelson, T. Gregoire and J.G. Wacker, *The Minimal moose for a little Higgs*, *JHEP* **08** (2002) 021 [[hep-ph/0206020](#)] [[INSPIRE](#)].
- [12] H.-C. Cheng and I. Low, *TeV symmetry and the little hierarchy problem*, *JHEP* **09** (2003) 051 [[hep-ph/0308199](#)] [[INSPIRE](#)].
- [13] H.-C. Cheng and I. Low, *Little hierarchy, little Higgses and a little symmetry*, *JHEP* **08** (2004) 061 [[hep-ph/0405243](#)] [[INSPIRE](#)].
- [14] I. Low, *T parity and the littlest Higgs*, *JHEP* **10** (2004) 067 [[hep-ph/0409025](#)] [[INSPIRE](#)].
- [15] J. Hubisz and P. Meade, *Phenomenology of the littlest Higgs with T-parity*, *Phys. Rev.* **D 71** (2005) 035016 [[hep-ph/0411264](#)] [[INSPIRE](#)].
- [16] H.-C. Cheng, I. Low and L.-T. Wang, *Top partners in little Higgs theories with T-parity*, *Phys. Rev.* **D 74** (2006) 055001 [[hep-ph/0510225](#)] [[INSPIRE](#)].
- [17] J. Hubisz, P. Meade, A. Noble and M. Perelstein, *Electroweak precision constraints on the littlest Higgs model with T parity*, *JHEP* **01** (2006) 135 [[hep-ph/0506042](#)] [[INSPIRE](#)].
- [18] S. Nussinov, *Technoc cosmology: could a technibaryon excess provide a 'natural' missing mass candidate?*, *Phys. Lett.* **B 165** (1985) 55 [[INSPIRE](#)].
- [19] S.M. Barr, R.S. Chivukula and E. Farhi, *Electroweak Fermion Number Violation and the Production of Stable Particles in the Early Universe*, *Phys. Lett.* **B 241** (1990) 387 [[INSPIRE](#)].
- [20] S.B. Gudnason, C. Kouvaris and F. Sannino, *Towards working technicolor: Effective theories and dark matter*, *Phys. Rev.* **D 73** (2006) 115003 [[hep-ph/0603014](#)] [[INSPIRE](#)].
- [21] P.J. Fox, R. Harnik, J. Kopp and Y. Tsai, *Missing Energy Signatures of Dark Matter at the LHC*, *Phys. Rev.* **D 85** (2012) 056011 [[arXiv:1109.4398](#)] [[INSPIRE](#)].
- [22] A. Rajaraman, W. Shepherd, T.M.P. Tait and A.M. Wijangco, *LHC Bounds on Interactions of Dark Matter*, *Phys. Rev.* **D 84** (2011) 095013 [[arXiv:1108.1196](#)] [[INSPIRE](#)].
- [23] J. Goodman, M. Ibe, A. Rajaraman, W. Shepherd, T.M.P. Tait and H.-B. Yu, *Constraints on Dark Matter from Colliders*, *Phys. Rev.* **D 82** (2010) 116010 [[arXiv:1008.1783](#)] [[INSPIRE](#)].
- [24] Y. Bai, P.J. Fox and R. Harnik, *The Tevatron at the Frontier of Dark Matter Direct Detection*, *JHEP* **12** (2010) 048 [[arXiv:1005.3797](#)] [[INSPIRE](#)].

- [25] M. Beltrán, D. Hooper, E.W. Kolb, Z.A.C. Krusberg and T.M.P. Tait, *Maverick dark matter at colliders*, *JHEP* **09** (2010) 037 [[arXiv:1002.4137](#)] [[INSPIRE](#)].
- [26] J. Goodman, M. Ibe, A. Rajaraman, W. Shepherd, T.M.P. Tait and H.-B. Yu, *Constraints on Light Majorana dark Matter from Colliders*, *Phys. Lett. B* **695** (2011) 185 [[arXiv:1005.1286](#)] [[INSPIRE](#)].
- [27] O. Buchmueller, M.J. Dolan and C. McCabe, *Beyond Effective Field Theory for Dark Matter Searches at the LHC*, *JHEP* **01** (2014) 025 [[arXiv:1308.6799](#)] [[INSPIRE](#)].
- [28] P.J. Fox, R. Harnik, J. Kopp and Y. Tsai, *LEP Shines Light on Dark Matter*, *Phys. Rev. D* **84** (2011) 014028 [[arXiv:1103.0240](#)] [[INSPIRE](#)].
- [29] I.M. Shoemaker and L. Vecchi, *Unitarity and Monojet Bounds on Models for DAMA, CoGeNT and CRESST-II*, *Phys. Rev. D* **86** (2012) 015023 [[arXiv:1112.5457](#)] [[INSPIRE](#)].
- [30] P.J. Fox and C. Williams, *Next-to-Leading Order Predictions for Dark Matter Production at Hadron Colliders*, *Phys. Rev. D* **87** (2013) 054030 [[arXiv:1211.6390](#)] [[INSPIRE](#)].
- [31] U. Haisch, F. Kahlhoefer and J. Unwin, *The impact of heavy-quark loops on LHC dark matter searches*, *JHEP* **07** (2013) 125 [[arXiv:1208.4605](#)] [[INSPIRE](#)].
- [32] G. Busoni, A. De Simone, E. Morgante and A. Riotto, *On the Validity of the Effective Field Theory for Dark Matter Searches at the LHC*, *Phys. Lett. B* **728** (2014) 412 [[arXiv:1307.2253](#)] [[INSPIRE](#)].
- [33] G. Busoni, A. De Simone, T. Jacques, E. Morgante and A. Riotto, *On the Validity of the Effective Field Theory for Dark Matter Searches at the LHC Part III: Analysis for the t -channel*, *JCAP* **09** (2014) 022 [[arXiv:1405.3101](#)] [[INSPIRE](#)].
- [34] G. Busoni, A. De Simone, J. Gramling, E. Morgante and A. Riotto, *On the Validity of the Effective Field Theory for Dark Matter Searches at the LHC, Part II: Complete Analysis for the s -channel*, *JCAP* **06** (2014) 060 [[arXiv:1402.1275](#)] [[INSPIRE](#)].
- [35] D. Abercrombie et al., *Dark Matter Benchmark Models for Early LHC Run-2 Searches: Report of the ATLAS/CMS Dark Matter Forum*, [arXiv:1507.00966](#) [[INSPIRE](#)].
- [36] M. Endo and Y. Yamamoto, *Unitarity Bounds on Dark Matter Effective Interactions at LHC*, *JHEP* **06** (2014) 126 [[arXiv:1403.6610](#)] [[INSPIRE](#)].
- [37] G. Busoni, A. De Simone, J. Gramling, E. Morgante and A. Riotto, *On the Validity of the Effective Field Theory for Dark Matter Searches at the LHC, Part II: Complete Analysis for the s -channel*, *JCAP* **06** (2014) 060 [[arXiv:1402.1275](#)] [[INSPIRE](#)].
- [38] O. Buchmueller, M.J. Dolan, S.A. Malik and C. McCabe, *Characterising dark matter searches at colliders and direct detection experiments: Vector mediators*, *JHEP* **01** (2015) 037 [[arXiv:1407.8257](#)] [[INSPIRE](#)].
- [39] M.R. Buckley, D. Feld and D. Goncalves, *Scalar Simplified Models for Dark Matter*, *Phys. Rev. D* **91** (2015) 015017 [[arXiv:1410.6497](#)] [[INSPIRE](#)].
- [40] J. Abdallah et al., *Simplified Models for Dark Matter Searches at the LHC*, *Phys. Dark Univ.* **9-10** (2015) 8 [[arXiv:1506.03116](#)] [[INSPIRE](#)].
- [41] J. Abdallah et al., *Simplified Models for Dark Matter and Missing Energy Searches at the LHC*, [arXiv:1409.2893](#) [[INSPIRE](#)].
- [42] C. Englert, M. McCullough and M. Spannowsky, *S-Channel Dark Matter Simplified Models and Unitarity*, *Phys. Dark Univ.* **14** (2016) 48 [[arXiv:1604.07975](#)] [[INSPIRE](#)].

- [43] F. Kahlhoefer, K. Schmidt-Hoberg, T. Schwetz and S. Vogl, *Implications of unitarity and gauge invariance for simplified dark matter models*, *JHEP* **02** (2016) 016 [[arXiv:1510.02110](#)] [[INSPIRE](#)].
- [44] J. Kumar, D. Marfatia and D. Yaylali, *Vector dark matter at the LHC*, *Phys. Rev. D* **92** (2015) 095027 [[arXiv:1508.04466](#)] [[INSPIRE](#)].
- [45] W. Buchmüller and D. Wyler, *Effective Lagrangian Analysis of New Interactions and Flavor Conservation*, *Nucl. Phys. B* **268** (1986) 621 [[INSPIRE](#)].
- [46] C. Arzt, *Reduced effective Lagrangians*, *Phys. Lett. B* **342** (1995) 189 [[hep-ph/9304230](#)] [[INSPIRE](#)].
- [47] J. Alwall, M. Herquet, F. Maltoni, O. Mattelaer and T. Stelzer, *MadGraph 5: Going Beyond*, *JHEP* **06** (2011) 128 [[arXiv:1106.0522](#)] [[INSPIRE](#)].
- [48] J. Alwall et al., *The automated computation of tree-level and next-to-leading order differential cross sections and their matching to parton shower simulations*, *JHEP* **07** (2014) 079 [[arXiv:1405.0301](#)] [[INSPIRE](#)].
- [49] A. Belyaev, N.D. Christensen and A. Pukhov, *CalcHEP 3.4 for collider physics within and beyond the Standard Model*, *Comput. Phys. Commun.* **184** (2013) 1729 [[arXiv:1207.6082](#)] [[INSPIRE](#)].
- [50] A. Semenov, *LanHEP — a package for automatic generation of Feynman rules from the Lagrangian. Updated version 3.1*, [arXiv:1005.1909](#) [[INSPIRE](#)].
- [51] A. Alloul, N.D. Christensen, C. Degrande, C. Duhr and B. Fuks, *FeynRules 2.0 — A complete toolbox for tree-level phenomenology*, *Comput. Phys. Commun.* **185** (2014) 2250 [[arXiv:1310.1921](#)] [[INSPIRE](#)].
- [52] G. Brooijmans et al., *Les Houches 2011: Physics at TeV Colliders New Physics Working Group Report*, [arXiv:1203.1488](#) [[INSPIRE](#)].
- [53] <https://hepmdb.soton.ac.uk/index.php?mod=user&act=showmodel&id=166>.
- [54] J. Pumplin, D.R. Stump, J. Huston, H.L. Lai, P.M. Nadolsky and W.K. Tung, *New generation of parton distributions with uncertainties from global QCD analysis*, *JHEP* **07** (2002) 012 [[hep-ph/0201195](#)] [[INSPIRE](#)].
- [55] M. Backović, M. Krämer, F. Maltoni, A. Martini, K. Mawatari and M. Pellen, *Higher-order QCD predictions for dark matter production at the LHC in simplified models with s-channel mediators*, *Eur. Phys. J. C* **75** (2015) 482 [[arXiv:1508.05327](#)] [[INSPIRE](#)].
- [56] T. Sjöstrand, S. Mrenna and P.Z. Skands, *PYTHIA 6.4 Physics and Manual*, *JHEP* **05** (2006) 026 [[hep-ph/0603175](#)] [[INSPIRE](#)].
- [57] DELPHES 3 collaboration, J. de Favereau et al., *DELPHES 3, A modular framework for fast simulation of a generic collider experiment*, *JHEP* **02** (2014) 057 [[arXiv:1307.6346](#)] [[INSPIRE](#)].
- [58] M. Cacciari and G.P. Salam, *Dispelling the N^3 myth for the k_t jet-finder*, *Phys. Lett. B* **641** (2006) 57 [[hep-ph/0512210](#)] [[INSPIRE](#)].
- [59] M. Cacciari, G.P. Salam and G. Soyez, *FastJet User Manual*, *Eur. Phys. J. C* **72** (2012) 1896 [[arXiv:1111.6097](#)] [[INSPIRE](#)].

- [60] M. Drees, H. Dreiner, D. Schmeier, J. Tattersall and J.S. Kim, *CheckMATE: Confronting your Favourite New Physics Model with LHC Data*, *Comput. Phys. Commun.* **187** (2015) 227 [[arXiv:1312.2591](#)] [[INSPIRE](#)].
- [61] CMS collaboration, *Search for dark matter production in association with jets, or hadronically decaying W or Z boson at $\sqrt{s} = 13$ TeV*, [CMS-PAS-EXO-16-013](#) (2016).
- [62] CMS:EXO-16-013, <http://cms-results.web.cern.ch/cms-results/public-results/preliminary-results/EXO-16-013/#AddFig>, (2016).
- [63] D. Barducci, A. Belyaev, A.K.M. Bharucha, W. Porod and V. Sanz, *Uncovering Natural Supersymmetry via the interplay between the LHC and Direct Dark Matter Detection*, *JHEP* **07** (2015) 066 [[arXiv:1504.02472](#)] [[INSPIRE](#)].
- [64] C.C. Nishi, *Simple derivation of general Fierz-like identities*, *Am. J. Phys.* **73** (2005) 1160 [[hep-ph/0412245](#)] [[INSPIRE](#)].
- [65] C. Itzykson and J.B. Zuber, *Quantum Field Theory, International Series In Pure and Applied Physics*, McGraw-Hill, New York U.S.A. (1980).