

OPEN ACCESS

Radiative inflation and dark energy RIDEs again after BICEP2

To cite this article: Pasquale Di Bari *et al* JCAP08(2014)040

View the [article online](#) for updates and enhancements.

You may also like

- [Impact of climate change and Coronavirus Disease \(COVID-19\) on inflation in Indonesia](#)
N L Wahidah and E Antriandarti
- [Inflation data clustering of some cities in Indonesia](#)
Adi Setiawan, Bambang Susanto and Tundjung Mahatma
- [Sub-Planckian two-field inflation consistent with the Lyth bound](#)
John McDonald

Radiative inflation and dark energy RIDEs again after BICEP2

Pasquale Di Bari,^a Stephen F. King,^a Christoph Luhn,^b
Alexander Merle^a and Angnis Schmidt-May^c

^aPhysics and Astronomy, University of Southampton,
Highfield Campus, Southampton, SO17 1BJ U.K.

^bTheoretische Physik 1, Naturwissenschaftlich-Technische Fakultät, Universität Siegen,
Walter-Flex-Straße 3, Siegen, D-57068 Germany

^cDepartment of Physics & The Oskar Klein Centre, Stockholm University,
AlbaNova University Centre, Stockholm, SE-106 91 Sweden

E-mail: P.Di-Bari@soton.ac.uk, S.F.King@soton.ac.uk,
Christoph.Luhn@uni-siegen.de, A.Merle@soton.ac.uk,
Angnis.Schmidt-May@fysik.su.se

Received April 17, 2014

Revised July 4, 2014

Accepted July 4, 2014

Published August 18, 2014

Abstract. Following the ground-breaking measurement of the tensor-to-scalar ratio $r = 0.20^{+0.07}_{-0.05}$ by the BICEP2 collaboration, we perform a statistical analysis of a model that combines Radiative Inflation with Dark Energy (RIDE) based on the $M^2|\Phi|^2 \ln(|\Phi|^2/\Lambda^2)$ potential and compare its predictions to those based on the traditional chaotic inflation $M^2|\Phi|^2$ potential. We find a best-fit value in the RIDE model of $r = 0.18$ as compared to $r = 0.17$ in the chaotic model, with the spectral index being $n_S = 0.96$ in both models.

Keywords: inflation, dark energy theory, gravitational waves / experiments

ArXiv ePrint: [1404.0009](https://arxiv.org/abs/1404.0009)

Contents

1	Introduction	1
2	Review of the RIDE model	2
3	RIDE vs. chaotic φ^2 inflation	4
4	Conclusions	9

1 Introduction

Recently the BICEP2 collaboration [1] has reported a measurement of the tensor-to-scalar ratio $r = 0.20_{-0.05}^{+0.07}$ which provides evidence for large-field (e.g. chaotic) inflationary models, as opposed to small-field (e.g. hybrid) inflationary models (for a review of inflationary models see e.g. [2]). BICEP2 provides the first direct measurement of the large scale B -mode polarisation power spectrum. This receives a contribution only from tensor perturbations and, therefore, the detection of a non-vanishing B -mode polarisation is direct evidence for the presence of tensor perturbations. More indirectly, temperature anisotropies can also potentially give evidence of tensor perturbations. In this way, prior to BICEP2, the *Planck* collaboration had placed an upper bound $r < 0.11$ (95% C.L.) assuming no running of the scalar spectral index. The origin of this disagreement could either be some statistical or systematic effect, or perhaps the first evidence for a running spectral index that would relax the *Planck* limit to $r < 0.26$ (95% C.L.) [3], which is well compatible with the BICEP2 measurement.

The BICEP2 results [1] have, within a short time, triggered a series of papers on model updates in the light of the new measurement. Among the models investigated are several scenarios of chaotic inflation [4–6], broken primordial power spectrum models [7], gravity-related scenarios [8–16], Higgs-related inflation [17–23], scenarios related to supersymmetry [24–27], curvaton model [28], or natural inflation [29, 30]. Furthermore, several general analyses of collections of simple models have been presented [31, 32], general statements about the properties of the inflationary potential are available [33–36] as well as studies of the consistency of the *Planck* and BICEP2 data sets [37, 38], and a general discussion about what we can learn from the exciting new results [39–41].

None of the above studied models of inflation is able to simultaneously account for both inflation in the early Universe and the preponderance of Dark Energy in the Universe at the current epoch [42, 43]. Motivated by the desire to account for both phenomena, some time ago we proposed a model of Radiative Inflation and Dark Energy (RIDE) [44]. Earlier attempts [45], based on the “schizon model” [46–48], were formulated in the framework of φ^4 chaotic inflation, which was subsequently essentially excluded by WMAP 5-year data [49]. The question we considered was whether the nice feature of such models, namely that they naturally generate a pseudo Nambu-Goldstone boson (PNGB), which receives a potential via gravitational effects [50] and can then be used as quintessence field, could be implemented within a viable model of inflation.

In this note, following the BICEP2 measurement, we revisit the RIDE model [44] based on the idea of a massive complex scalar field Φ whose mass squared is driven neg-

ative close to the Planck scale M_{P} by radiative effects, leading to a potential of the form¹ $M^2|\Phi|^2 \ln(|\Phi|^2/\Lambda^2)$ which may be compared to the traditional chaotic $M^2|\Phi|^2$ potential.² The potential is invariant under a global $U(1)$ symmetry, and the absolute value of the complex field Φ plays the role of the inflaton field which rolls slowly down a simple potential that resembles chaotic inflation for high field values. Similar to chaotic inflation, the RIDE model leads to predictions for inflation which were fully consistent with WMAP 7-year data [52], but potentially threatened later on by *Planck* [3]. However, unlike the chaotic model, at the end of inflation the inflation field settles at a non-trivial minimum, thereby breaking the global $U(1)$ and generating a PNCB which receives a small mass via gravitational effects. The resulting effective potential for the PNCB is of a form which is suitable for a quintessence field. Thus the PNCB can explain the existence of Dark Energy. Here we perform a statistical analysis of the RIDE model and compare its predictions to those of the chaotic inflation model. We find a best-fit value in the RIDE model of $r = 0.18$ as compared to $r = 0.17$ in the chaotic model, with the spectral index being $n_s = 0.96$ in both models.

The layout of the remainder of this paper is as follows. After reviewing the RIDE model in section 2, we perform a statistical analysis of inflation within the RIDE model in section 3 and compare its predictions to those of chaotic inflation. We conclude in section 4.

2 Review of the RIDE model

The model is based on a complex scalar field

$$\Phi = \frac{1}{\sqrt{2}} \varphi e^{i\phi/f}, \quad (2.1)$$

with $f = \langle \varphi \rangle$, whose tree-level potential has a simple quadratic form, $V_0 \approx M^2 \Phi^\dagger \Phi$. Including radiative corrections, the mass squared can be driven negative at some scale Λ not too far below the Planck scale. The mechanism of radiative symmetry breaking is well-known in the minimal supersymmetric standard model [53], where the Higgs mass squared is driven negative at the TeV scale. Similarly, radiative symmetry breaking can play an important role in different contexts [54, 55], where a mass squared is driven negative at a much higher scale. See also ref. [56] for a recent treatment of radiative corrections to inflationary potentials. Such a radiatively corrected potential may be parametrised as [54, 55],

$$V(\varphi) \approx C + M^2 \Phi^\dagger \Phi \ln \left(\frac{\Phi^\dagger \Phi}{\Lambda^2} \right) = C + \frac{M^2}{2} \varphi^2 \ln \left(\frac{\varphi^2}{2\Lambda^2} \right). \quad (2.2)$$

This potential, schematically depicted in figure 1, generates a vacuum expectation value (VEV) $\langle \varphi \rangle = f = \sqrt{\frac{2}{e}} \Lambda$ for the real scalar field φ . The constant $C = M^2 f^2/2$ is chosen in a way to yield a potential with value $V(f) = 0$ at its minimum. This corresponds to having a vanishing cosmological constant at the end of inflation. As will be discussed below, the Dark Energy dominating today's Universe is then realised through a quintessence field, one

¹This potential belongs to a class of scenarios recently studied in a systematic way in [51].

²We emphasise that both RIDE and chaotic φ^2 inflation share the need to forbid a possible quartic term $(\Phi^\dagger \Phi)^2$, or at least suppress it sufficiently. As this cannot be achieved at the level of an effective theory, it is necessary to resort to a concrete model realisation. This fact has already been commented in [44], and an example of such a framework was also presented where the absence of the quartic term was achieved in a supersymmetric context where no D -terms arise. We refer the inclined reader to [44] for a more detailed discussion.

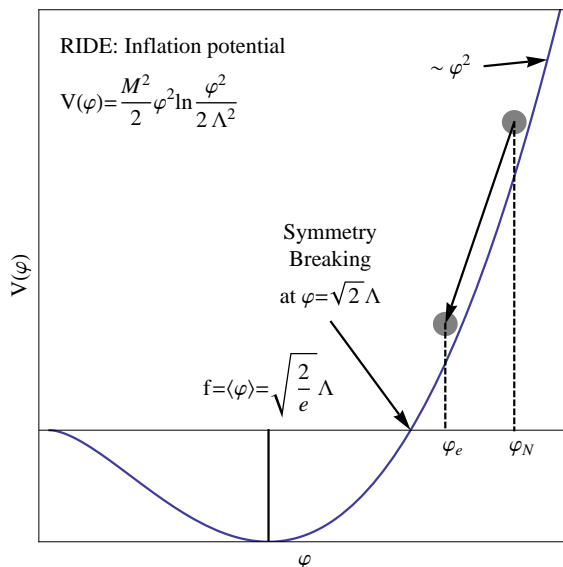


Figure 1. The shape of the RIDE potential eq. (2.2) (with $C = 0$), for the inflaton field φ . Adapted from figure 1a of [44].

of the key features of the RIDE model. Note that we could in principle have chosen a larger value for C , too, which would however complicate the quintessence part. Note further that the predictions for inflation are nearly independent of C as long as $C \ll V(\varphi_N)$, i.e., the constant is significantly smaller than the value of the potential N e -folds before the end of inflation.

Interpreting φ as the inflaton field, inflation can completely take place in a region where $\varphi \gg \Lambda$. With the \ln -factor in eq. (2.2) being well-behaved, φ feels a potential that is very similar to the one used for quadratic inflation. Therefore, we expect only small differences in the predictions for inflation in the RIDE model compared to φ^2 chaotic inflation, see section 3.

The main advantage of the RIDE model versus a φ^2 model of inflation lies in the possibility to incorporate a quintessence field to explain Dark Energy. As the minimum of the RIDE potential, eq. (2.2), is displaced from $\langle \varphi \rangle = 0$, the $U(1)$ symmetry gets broken when the inflaton field φ settles to its VEV. This results in a massless Nambu-Goldstone boson $\phi = f \arg(\Phi)$, corresponding to the phase of the complex scalar field Φ . Gravitational effects [45, 50], called gravitational instantons, then generate a potential for ϕ which must respect a discrete shift symmetry $\frac{\phi}{f} \rightarrow \frac{\phi}{f} + 2\pi n$, with $n \in \mathbb{N}$. It is possible to argue that, see [57], the so-obtained potential for the quintessence field ϕ takes the form

$$V_q(\phi) = m^4 \left[1 + \cos \left(\frac{\phi}{f} \right) \right], \quad (2.3)$$

where m denotes the Dark Energy scale, determined from the instanton action $S \sim \pi M_{\text{P}}^2 / M_{\text{string}}^2$ via $m^4 = f M_{\text{P}}^3 e^{-S}$ [50, 58–60] that can easily reproduce the smallness of the observed scale of Dark Energy $\sim 10^{-3}$ eV. As discussed in [44], the dynamics of the inflaton field φ and the quintessence field ϕ separate. Therefore we are practically dealing with single-field potentials, so that the RIDE model is expected to be safe from potentially dan-

gerous corrections due to (iso-)curvature fluctuations that can appear in multi-field inflation models [61].

3 RIDE vs. chaotic φ^2 inflation

The RIDE potential of eq. (2.2) depends on two mass parameters, M and Λ . Assuming Λ close to the Planck scale, $M_{\text{P}} = 1.2 \times 10^{19}$ GeV, we define

$$\Lambda = \kappa M_{\text{P}}, \quad (3.1)$$

where κ takes a particular value. However it will turn out that the results in what concerns inflation are quite insensitive to values of κ in the range 0.01–1. In order to relate the parameters of the potential to physical observables such as the scalar spectral index n_S as well as the tensor-to-scalar ratio r , it is convenient to define the slow-roll parameters. There are two common versions of these parameters used in the literature, namely the “potential slow-roll parameters” ϵ_V, η_V and the “Hubble slow-roll parameters” ϵ_H, η_H , which are related as [62]

$$\epsilon_V = \epsilon_H + \dots, \quad \eta_V = \epsilon_H + \eta_H + \dots, \quad (3.2)$$

where the dots indicate higher-order corrections to these relations. It is typically sufficient to consider the first-order relations, so that one can easily convert from one convention to the other. In the following we adopt the potential slow-roll parameters, which in the RIDE model take the form³

$$\epsilon_V \equiv \frac{M_{\text{P}}^2}{16\pi} \left(\frac{V'}{V} \right)^2 = \frac{M_{\text{P}}^2}{4\pi\varphi^2} \left(\frac{1+L}{\rho+L} \right)^2, \quad (3.3)$$

$$\eta_V \equiv \frac{M_{\text{P}}^2}{8\pi} \frac{V''}{V} = \frac{M_{\text{P}}^2}{4\pi\varphi^2} \frac{3+L}{\rho+L}, \quad (3.4)$$

$$\xi_V^2 \equiv \frac{M_{\text{P}}^4}{(8\pi)^2} \frac{V'V'''}{V^2} = \frac{M_{\text{P}}^4}{8\pi^2\varphi^4} \frac{1+L}{(\rho+L)^2}, \quad (3.5)$$

where $\rho = f^2/\varphi^2$ and $L = \ln[\varphi^2/(2\Lambda^2)]$, and the third derivative potential parameter ξ_V^2 will be relevant for the running of the scalar spectral index. Note that these expressions are independent of the parameter M .⁴ The end of inflation is reached when the Hubble slow-roll parameter $\epsilon_H = 1$. In our numerical calculation of the field value φ_e at the end of inflation we make use of the corresponding (approximate) condition $\epsilon_V = 1$. In practice, φ_e is always well above f . Having determined φ_e , we have to find the field value φ_N , N e -folds before the end of inflation. This is achieved by numerically solving

$$N \simeq \frac{8\pi}{M_{\text{P}}^2} \int_{\varphi_e}^{\varphi_N} \frac{V(\varphi)}{V'(\varphi)} d\varphi = \frac{2\pi}{M_{\text{P}}^2} \left[\varphi_N^2 - \varphi_e^2 - f^2 \left[\text{Ei}(1+L_N) - \text{Ei}(1+L_e) - \ln \left(\frac{1+L_N}{1+L_e} \right) \right] \right], \quad (3.6)$$

with $\text{Ei}(z)$ being the exponential integral $\text{Ei}(z) = -\int_{-z}^{\infty} \frac{e^{-t}}{t} dt$, $L_i = \ln \left(\frac{\varphi_i^2}{2\Lambda^2} \right)$, and N lying within the interval $N \in [46, 60]$. Using the so-obtained value of φ_N (for a fixed value of N), the

³Note that in [44] we chose to work with the Hubble slow-roll parameters instead.

⁴Note that M should not be confused with the scale of inflation given by $V^{1/4} \simeq \sqrt{M\varphi_N}/2^{1/4}$.

parameter M in eq. (2.2) can be directly constrained by the observed scalar perturbations in the Cosmic Microwave Background, as discussed in [44]. One finds $M \simeq [10^{-8}M_{\text{P}}, 10^{-7}M_{\text{P}}]$ where this result is essentially independent of the scale Λ , thanks to the logarithmic dependence of V on Λ .

Starting from certain values for $\kappa = \frac{\Lambda}{M_{\text{P}}}$ and N , the two parameters of the potential in eq. (2.2), M and Λ , are thus fixed. Moreover, the field values at the end of inflation φ_e as well as N e -folds before, φ_N , are determined via the procedure discussed above. It is now straightforward to calculate the RIDE predictions for the scalar spectral index n_S as well as the tensor-to-scalar ratio r for different values of $\kappa = \frac{\Lambda}{M_{\text{P}}}$ and N using the first order expressions,

$$n_S = 1 - 6\epsilon_V + 2\eta_V, \quad (3.7)$$

$$r = 16\epsilon_V. \quad (3.8)$$

The running of the scalar spectral index is only important at second order in the small parameters,

$$\frac{dn_S}{d\ln k} = 16\epsilon_V\eta_V - 24\epsilon_V^2 - 2\xi_V^2, \quad (3.9)$$

which is one of the reasons for not taking it into account explicitly in our simple analysis (we will comment on the other reason in a second). For chaotic φ^2 inflation the expressions for the slow-roll parameters and the relation between the field values φ_N, φ_e and the number of e -foldings N simplify to

$$\epsilon_V = \eta_V = \frac{M_{\text{P}}^2}{4\pi\varphi^2}, \quad N \simeq 2\pi\frac{\varphi_N^2 - \varphi_e^2}{M_{\text{P}}^2}, \quad (3.10)$$

Formally, this can be obtained from eqs. (3.3), (3.4), (3.6) by dropping all terms involving L . Evidently $\xi_V^2 = 0$ in chaotic φ^2 inflation (cf. eq. (3.5)).

In our statistical study, we have performed a χ^2 analysis of the RIDE model and of the similar chaotic φ^2 inflation model. In order to do this, we have extracted several “data” points from the 1σ contour in the (n_S, r) -plane from the BICEP2 paper [1] by fitting a tilted ellipse to it. This fit resulted in a “best-fit” point of $(n_{S,\text{best}}, r_{\text{best}}) = (0.959, 0.184)$. Note that this point is *not* identical to the best-fit point given in ref. [1], which quotes $r = 0.20_{-0.05}^{+0.07}$. This difference simply comes from the fact that the errors in the fitted ellipse are effectively symmetrised (in the basis where the tilt vanishes), but it is numerically not very significant and the resulting error is acceptable in a simplified treatment.

Our simplified fit allows to determine the 2×2 covariance matrix F and to construct a χ^2 function from it as

$$\chi^2 = (n_S - n_{S,\text{best}}, r - r_{\text{best}})F \begin{pmatrix} n_S - n_{S,\text{best}} \\ r - r_{\text{best}} \end{pmatrix}, \quad \text{where} \quad F = \begin{pmatrix} 7736.6 & 184.2 \\ 184.2 & 211.6 \end{pmatrix}. \quad (3.11)$$

The numerical values of the matrix F are obtained from the semi-minor and semi-major axes of the fitted ellipse, $a \approx 0.01137$ and $b \approx 0.06948$, by rotating the diagonal matrix $\text{diag}(\frac{1}{a^2}, \frac{1}{b^2})$ by the angle of the tilt ($\approx -1.4^\circ$). Note that we have not taken into account the information on the running in eq. (3.11), since we have no way to extract the full covariance matrix from ref. [1], and thus we cannot know how a change in $dn_S/d\ln k$ would affect the

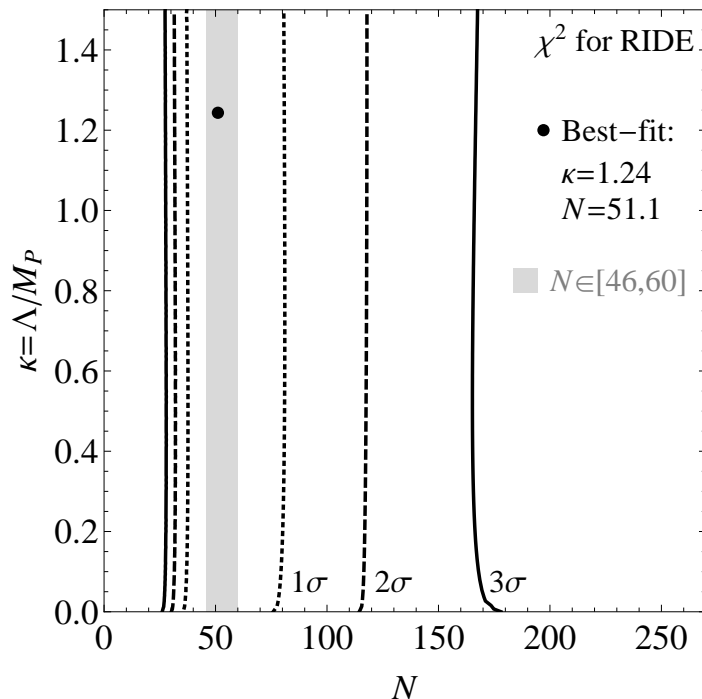


Figure 2. The 2-dimensional χ^2 distribution for the RIDE model parameters. Note that the χ^2 function is nearly flat in the parameter κ , so that the (trans-Planckian) best-fit value $\kappa = M_P/\Lambda \simeq 1.24$ is practically arbitrary and the numerical minimisation could have found a local minimum at any value of κ , as long as the number of e -folds is $N \simeq 51.1$.

other variables. However, if one would nevertheless like to at least approximately take into account the running, one could do this by simply using the corresponding best-fit value and 1σ range given in ref. [1] and add this information to eq. (3.11) as penalty term, which results in the total χ^2 function:

$$\chi_{\text{total}}^2 = \chi^2 + \chi_{\text{running}}^2, \quad \text{with} \quad \chi_{\text{running}}^2 = \frac{\left[\frac{dn_S}{d \ln k} - (-0.022) \right]^2}{0.010^2}. \quad (3.12)$$

χ_{total}^2 is the function we would then have to minimise. However, we will first focus on χ^2 of eq. (3.11) and postpone a discussion of the contribution from the running to the end of this section.

Starting with RIDE, which involves the free parameter $\kappa = M_P/\Lambda$, we can calculate the χ^2 function in the two-parameter (N, κ) plane. The result can be seen in figure 2, where we have indicated the 1σ (2σ , 3σ) region by the dotted (dashed, solid) lines. The best-fit point turns out to be $(N, \kappa) = (51.1, 1.24)$, with a minimum of $\chi^2 = 0.009$ which signals a nearly perfect fit. However, as visible in the plot, the χ^2 function is nearly flat in κ -direction, so that practically any value of κ would be allowed [as to be expected since the inflation potential depends only logarithmically on κ , cf. eq. (2.2)]. Note that quintessence imposes a relatively general bound of $\kappa \gtrsim 0.5$ [44] on this parameter, if too much fine tuning is to be avoided. We will nevertheless display results also for $\kappa = 0.01$ in what follows, in order to make the (weak) dependence of our results on κ more apparent in the plots. The ideal number N of e -folds clearly is an important parameter, so that we would expect RIDE to fit best in the vicinity of $N \approx 51$.

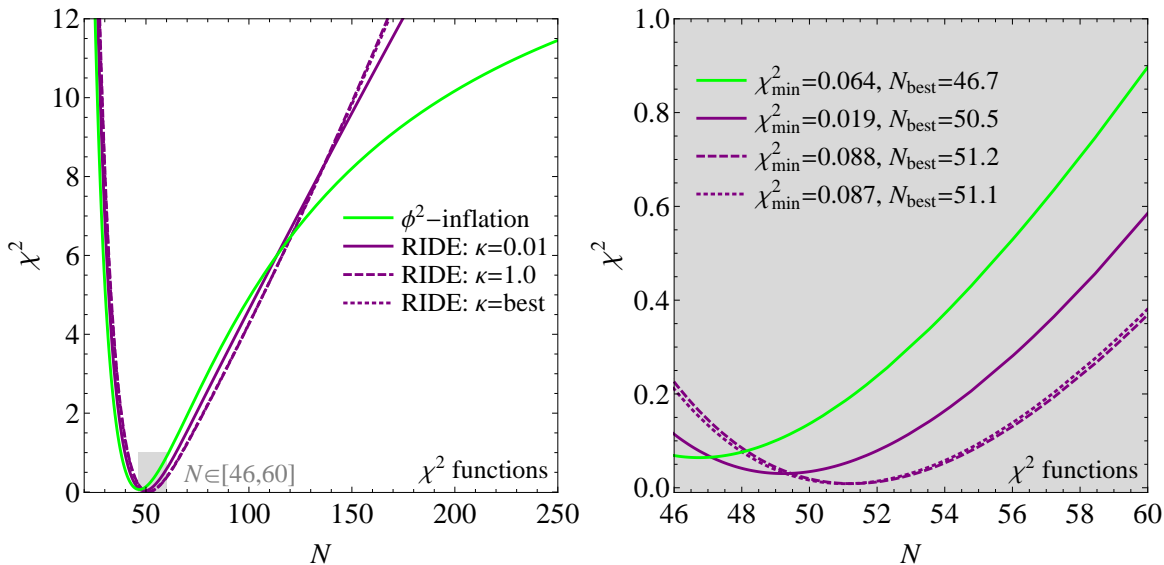


Figure 3. The 1-dimensional χ^2 distributions for RIDE (for different values of $\kappa = M_P/\Lambda$) and φ^2 inflation (left panel: larger range for N , right panel: $N \in [46, 60]$).

Thus, we can simply take different values of κ to find a simple comparison between RIDE and φ^2 inflation, which is displayed in figure 3. Glancing at the left panel, it can be seen that all χ^2 functions look pretty similar, at least up to the 2σ range ($\Delta\chi^2 = 4$), while they do visibly differ at 3σ ($\Delta\chi^2 = 9$). Indeed when looking closer, see right panel, it is visible that RIDE (for very different values of κ) fits marginally better than φ^2 inflation. When aiming at distinguishing the two models even only at 1σ level, one would require an improvement on the knowledge on (n_S, r) by more than about an order of magnitude. A distinction at even higher confidence level (such as 3σ) is unlikely to happen within the foreseeable future for n_S . However, it is intriguing that a future CMB polarisation experiment that covers the whole sky and very low instrumental noise might measure r with a precision well below $\Delta r \sim 0.01$, as needed to distinguish RIDE from the φ^2 model [39] (and surely even more so from φ^4 [32]).⁵

We can display the predictions of both models in the (n_S, r) -plane, which further indicates their statistical similarity. This is done in figure 4, where also our simple elliptical fit to the extracted “data” points is shown. Indeed, both models give predictions within the 1σ region (except for φ^2 inflation for values of N close to 60, but even that does not go far out). The detailed predictions for the best-fit values are:

Model	χ^2_{\min}	N	κ	n_S	r
RIDE	0.009	51.1	1.24	0.958	0.179
φ^2 inflation	0.064	46.7	—	0.958	0.169

Again we can see that the predictions are very similar, if not nearly identical.

⁵Note that, in principle, one could distinguish both models by the *running of the scalar spectral index*, which is reported to be $dn_S/d\ln k = -0.022 \pm 0.010$ (1σ level) [1], since the third derivative of the RIDE potential does *not* vanish while the one of a φ^2 potential trivially does. However, in practice both models yield a running which seems too small by about an order of magnitude. We can estimate the running as $\mathcal{O}(10\epsilon^2)$, which for RIDE is about 0.001 due to $\epsilon \sim \eta \sim 0.01$, while $\xi^2 \sim 10^{-5}$. A similar size is obtained for ordinary chaotic φ^2 inflation.

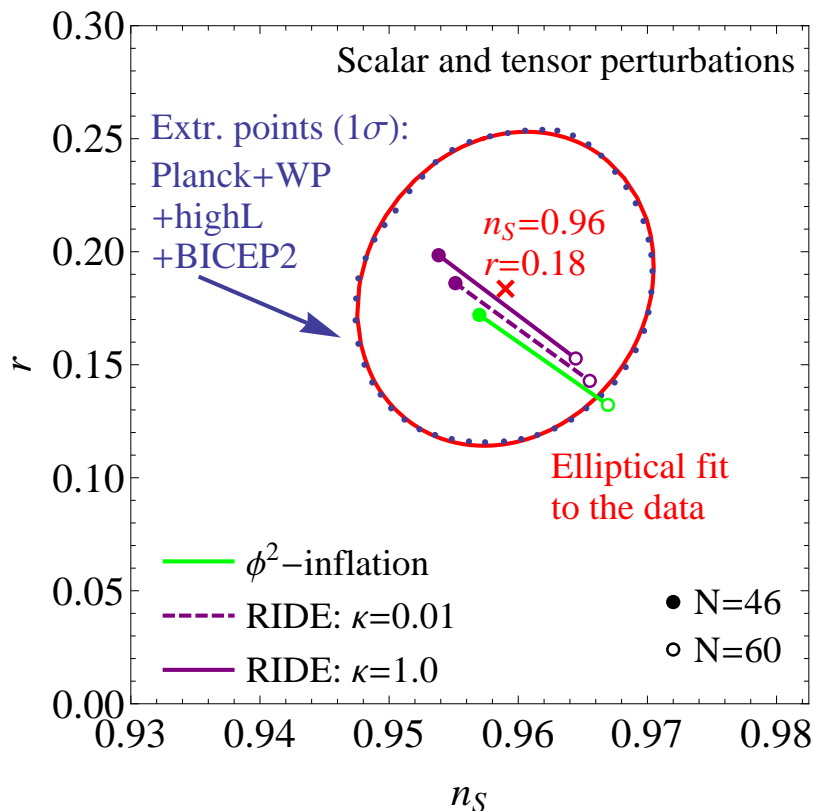


Figure 4. The predictions of RIDE vs. the chaotic φ^2 inflation model for the spectral index n_S and tensor-to-scalar ratio r .

Digesting these results, one could question whether any of the two models has any advantage. Indeed there is at least a “theoretical advantage” to the RIDE model: as described in ref. [44], this model also includes the possibility to explain Dark Energy in terms of a cosine quintessence potential. But, more realistically, it is simply a viable alternative to φ^2 inflation, and thus one of only a few *working* examples combining inflation with Dark Energy.⁶ If the parameter space shrinks around those two models, both of them would probably have to be viewed as more or less equally good competitors for the true theory behind inflation, since at the moment they are not distinguishable on a statistical basis, as we have shown.

The results on (n_S, r) by combining the BICEP2 results with those from *Planck* temperature anisotropies data, WMAP polarisation, and high ℓ experiments as shown in figure 4 are obtained allowing for a non-vanishing running of the scalar spectral index and find $dn_S/d\ln k = -0.022 \pm 0.010$. As mentioned already, without running BICEP2 results always give $r \simeq 0.2$, while the *Planck*+WP+high ℓ data lead to an upper bound $r < 0.11$ (95% C.L.) in tension with BICEP2 results. This seems to strengthen the already existing hint for a non-vanishing value of $dn_S/d\ln k \sim -0.01$ both from WMAP7 [52] and *Planck* [3] temperature anisotropies data. The best-fit for the absolute value would be too large compared to the values from single-field inflationary models, including RIDE, predicting $|dn_S/d\ln k| \sim (n_S - 1)^2 \sim 1/N^2 \sim 10^{-3}$. Including errors, the contribution from running to χ_{total}^2 in eq. (3.12) gives $\chi_{\text{total}}^2 - \chi^2 \sim 4$, quantifying the $\sim 2\sigma$ tension. It should be said, how-

⁶It should be noticed that BICEP2 resurrected φ^4 models as well, though more marginally [32].

ever, that such a tension might be resolved by a better account of foreground contamination or by other systematics. Future data, in particular those expected from *Planck* on *B*-mode polarisation, will be able to strongly reduce the systematic uncertainties and lead to a much higher statistically significant measurement of the running. Therefore, they will be a crucial test for RIDE, as for all other simple single field inflationary models, that might be (more strongly supported) ruled out if large values of $|dn_S/d\ln k| \sim 10^{-2}$ will (not) be confirmed.

4 Conclusions

We have revisited the RIDE model based on radiative symmetry breaking that combines inflation with Dark Energy. We have performed a χ^2 analysis for the RIDE model parameters and have compared the predictions of RIDE vs. the chaotic φ^2 inflation model for the spectral index n_S and tensor-to-scalar ratio r . The RIDE model gives a slightly better fit to the data than the chaotic φ^2 inflation model. To be precise we find a best-fit value in the RIDE model of $r = 0.18$ as compared to $r = 0.17$ in the chaotic model, with the spectral index being $n_S = 0.96$ in both models. In addition, RIDE has the *additional advantage* that it accounts for the Dark Energy of the universe via the PNGB quintessence field generated at the end of inflation.

Note added. After completion of our work, refs. [63, 64] appeared where the authors point out how the *B*-mode polarisation signal reported by the BICEP2 collaboration could be partially, if not entirely, due to a foreground contamination effect. In light of this possible effect, much lower values of r , even a vanishing one, cannot be currently excluded and new results from *Planck* or ground based telescopes, such as future Keck Array observations, measuring the signal at different frequencies are needed in order to resolve this ambiguity. As discussed above, our RIDE model fits very well with the BICEP2 determination of $r \simeq 0.2$, and gives a best fit value of $r \simeq 0.18$. As can be inferred from figure 3, a determination of $r \sim 0.10$, at the level of the current 95% C.L. *Planck* upper bound, with an error $\Delta r \simeq 0.05$ as for BICEP2, would start to be in tension with the RIDE model, but still compatible. Measuring $r \sim 0.10$ with a smaller error $\Delta r \sim 0.01$, as expected from future observations, would, however, strongly disfavour our RIDE model.

Acknowledgments

PDB acknowledges financial support from the NExT/SEPnet Institute and from the STFC Rolling Grant ST/G000557/1. SFK acknowledges support from the STFC Consolidated ST/J000396/1 grant. The work of CL is supported by the Deutsche Forschungsgemeinschaft (DFG) within the Research Unit FOR 1873 (Quark Flavour Physics and Effective Field Theories). AM acknowledges support by a Marie Curie Intra-European Fellowship within the 7th European Community Framework Programme FP7-PEOPLE-2011-IEF, contract PIEF-GA-2011-297557. Finally PDB, SFK, and AM all three acknowledge partial support from the European Union FP7 ITN-INVISIBLES (Marie Curie Actions, PITN-GA-2011-289442).

References

- [1] BICEP2 collaboration, P.A.R. Ade et al., *Detection of B-Mode Polarization at Degree Angular Scales by BICEP2*, *Phys. Rev. Lett.* **112** (2014) 241101 [[arXiv:1403.3985](#)] [[INSPIRE](#)].
- [2] D.H. Lyth and A. Riotto, *Particle physics models of inflation and the cosmological density perturbation*, *Phys. Rept.* **314** (1999) 1 [[hep-ph/9807278](#)] [[INSPIRE](#)].

- [3] PLANCK collaboration, P.A.R. Ade et al., *Planck 2013 results. XVI. Cosmological parameters*, [arXiv:1303.5076](#) [INSPIRE].
- [4] K. Harigaya, M. Ibe, K. Schmitz and T.T. Yanagida, *Dynamical Chaotic Inflation in the Light of BICEP2*, *Phys. Lett. B* **733** (2014) 283 [[arXiv:1403.4536](#)] [INSPIRE].
- [5] K. Harigaya and T.T. Yanagida, *Discovery of Large Scale Tensor Mode and Chaotic Inflation in Supergravity*, *Phys. Lett. B* **734** (2014) 13 [[arXiv:1403.4729](#)] [INSPIRE].
- [6] H.M. Lee, *Self-complete chaotic inflation*, [arXiv:1403.5602](#) [INSPIRE].
- [7] D.K. Hazra, A. Shafieloo, G.F. Smoot and A.A. Starobinsky, *Ruling out the power-law form of the scalar primordial spectrum*, *JCAP* **06** (2014) 061 [[arXiv:1403.7786](#)] [INSPIRE].
- [8] P. Chanmuis, *BICEP2 constrains Composite Inflation*, *Int. J. Mod. Phys. D* **23** (2014) 1450070 [[arXiv:1312.7122](#)] [INSPIRE].
- [9] J. Joergensen, F. Sannino and O. Svendsen, *BICEP2 hints towards Quantum Corrections for Non-Minimally Coupled Inflationary Theories*, [arXiv:1403.3289](#) [INSPIRE].
- [10] C. Pallis, *Induced-Gravity Inflation in no-Scale Supergravity and Beyond*, [arXiv:1403.5486](#) [INSPIRE].
- [11] K. Bamba, R. Myrzakulov, S.D. Odintsov and L. Sebastiani, *Trace-anomaly driven inflation in modified gravity and the BICEP2 result*, [arXiv:1403.6649](#) [INSPIRE].
- [12] F. Bezrukov and D. Gorbunov, *Relic Gravity Waves and 7keV Dark Matter from a GeV scale inflaton*, [arXiv:1403.4638](#) [INSPIRE].
- [13] S. Ferrara, A. Kehagias and A. Riotto, *The Imaginary Starobinsky Model*, *Fortsch. Phys.* **62** (2014) 573 [[arXiv:1403.5531](#)] [INSPIRE].
- [14] T. Kidani and K. Koyama, *Non-Gaussianities in Spinflation*, *Phys. Rev. D* **90** (2014) 023515 [[arXiv:1403.6687](#)] [INSPIRE].
- [15] R. Kallosh, A.D. Linde, B. Vercnocke and W. Chemissany, *Is Imaginary Starobinsky Model Real?*, *JCAP* **07** (2014) 053 [[arXiv:1403.7189](#)] [INSPIRE].
- [16] K. Hamaguchi, T. Moroi and T. Terada, *Complexified Starobinsky Inflation in Supergravity in the Light of Recent BICEP2 Result*, *Phys. Lett. B* **733** (2014) 305 [[arXiv:1403.7521](#)] [INSPIRE].
- [17] K. Nakayama and F. Takahashi, *Higgs Chaotic Inflation and the Primordial B-mode Polarization Discovered by BICEP2*, *Phys. Lett. B* **734** (2014) 96 [[arXiv:1403.4132](#)] [INSPIRE].
- [18] J.L. Cook, L.M. Krauss, A.J. Long and S. Sabharwal, *Is Higgs Inflation Dead?*, *Phys. Rev. D* **89** (2014) 103525 [[arXiv:1403.4971](#)] [INSPIRE].
- [19] C. Germani, Y. Watanabe and N. Wintergerst, *Self-unitarization of New Higgs Inflation and compatibility with Planck and BICEP2 data*, [arXiv:1403.5766](#) [INSPIRE].
- [20] F. Bezrukov and M. Shaposhnikov, *Higgs inflation at the critical point*, *Phys. Rev. B* **734** (2014) 249 [[arXiv:1403.6078](#)] [INSPIRE].
- [21] R. Costa and H. Nastase, *Conformal inflation from the Higgs*, *JHEP* **06** (2014) 145 [[arXiv:1403.7157](#)] [INSPIRE].
- [22] M. Fairbairn, P. Grothaus and R. Hogan, *The Problem with False Vacuum Higgs Inflation*, *JCAP* **06** (2014) 039 [[arXiv:1403.7483](#)] [INSPIRE].
- [23] Y. Hamada, H. Kawai, K.-y. Oda and S.C. Park, *Higgs inflation still alive*, *Phys. Rev. Lett.* **112** (2014) 241301 [[arXiv:1403.5043](#)] [INSPIRE].
- [24] K. Dimopoulos, *Shaft Inflation*, *Phys. Rev. B* **735** (2014) 75 [[arXiv:1403.4071](#)] [INSPIRE].

- [25] N. Craig and D. Green, *Testing Split Supersymmetry with Inflation*, *JHEP* **07** (2014) 102 [[arXiv:1403.7193](#)] [[INSPIRE](#)].
- [26] J.R. Ellis, M.A.G. García, D.V. Nanopoulos and K.A. Olive, *Resurrecting Quadratic Inflation in No-Scale Supergravity in Light of BICEP2*, *JCAP* **05** (2014) 037 [[arXiv:1403.7518](#)] [[INSPIRE](#)].
- [27] D.H. Lyth, *BICEP2, the curvature perturbation and supersymmetry*, [arXiv:1403.7323](#) [[INSPIRE](#)].
- [28] C.T. Byrnes, M. Cortês and A.R. Liddle, *Comprehensive analysis of the simplest curvaton model*, *Phys. Rev. D* **90** (2014) 023523 [[arXiv:1403.4591](#)] [[INSPIRE](#)].
- [29] K. Freese and W.H. Kinney, *Natural Inflation: Consistency with Cosmic Microwave Background Observations of Planck and BICEP2*, [arXiv:1403.5277](#) [[INSPIRE](#)].
- [30] M. Czerny, T. Higaki and F. Takahashi, *Multi-Natural Inflation in Supergravity and BICEP2*, *Phys. Lett. B* **734** (2014) 167 [[arXiv:1403.5883](#)] [[INSPIRE](#)].
- [31] T. Kobayashi and O. Seto, *Polynomial inflation models after BICEP2*, *Phys. Rev. D* **89** (2014) 103524 [[arXiv:1403.5055](#)] [[INSPIRE](#)].
- [32] N. Okada, V.N. Şenoğuz and Q. Shafi, *Simple Inflationary Models in Light of BICEP2: an Update*, [arXiv:1403.6403](#) [[INSPIRE](#)].
- [33] S. Choudhury and A. Mazumdar, *Reconstructing inflationary potential from BICEP2 and running of tensor modes*, [arXiv:1403.5549](#) [[INSPIRE](#)].
- [34] S. Choudhury and A. Mazumdar, *An accurate bound on tensor-to-scalar ratio and the scale of inflation*, *Nucl. Phys. B* **882** (2014) 386 [[arXiv:1306.4496](#)] [[INSPIRE](#)].
- [35] S. Hotchkiss, A. Mazumdar and S. Nadathur, *Observable gravitational waves from inflation with small field excursions*, *JCAP* **02** (2012) 008 [[arXiv:1110.5389](#)] [[INSPIRE](#)].
- [36] Y. Gong and Y. Gong, *The challenge for single field inflation with BICEP2 result*, *Phys. Lett. B* **734** (2014) 41 [[arXiv:1403.5716](#)] [[INSPIRE](#)].
- [37] J.R. McDonald, *Negative Running of the Spectral Index, Hemispherical Asymmetry and Consistency of Planck with BICEP2*, [arXiv:1403.6650](#) [[INSPIRE](#)].
- [38] J.-F. Zhang, Y.-H. Li and X. Zhang, *Sterile neutrinos help reconcile the observational results of primordial gravitational waves from Planck and BICEP2*, [arXiv:1403.7028](#) [[INSPIRE](#)].
- [39] S. Dodelson, *How much can we learn about the physics of inflation?*, *Phys. Rev. Lett.* **112** (2014) 191301 [[arXiv:1403.6310](#)] [[INSPIRE](#)].
- [40] C. Cheng and Q.-G. Huang, *Constraints on the cosmological parameters from BICEP2, Planck and WMAP*, [arXiv:1403.7173](#) [[INSPIRE](#)].
- [41] C. Cheng and Q.-G. Huang, *The Tilt of Primordial Gravitational Waves Spectra from BICEP2*, [arXiv:1403.5463](#) [[INSPIRE](#)].
- [42] W.H. Kinney, *TASI Lectures on Inflation*, [arXiv:0902.1529](#) [[INSPIRE](#)].
- [43] E.J. Copeland, M. Sami and S. Tsujikawa, *Dynamics of dark energy*, *Int. J. Mod. Phys. D* **15** (2006) 1753 [[hep-th/0603057](#)] [[INSPIRE](#)].
- [44] P. Di Bari, S.F. King, C. Luhn, A. Merle and A. Schmidt-May, *Radiative Inflation and Dark Energy*, *Phys. Rev. D* **84** (2011) 083524 [[arXiv:1010.5729](#)] [[INSPIRE](#)].
- [45] R. Rosenfeld and J.A. Frieman, *A Simple model for quintessential inflation*, *JCAP* **09** (2005) 003 [[astro-ph/0504191](#)] [[INSPIRE](#)].
- [46] C.T. Hill and G.G. Ross, *Models and New Phenomenological Implications of a Class of pseudo-Goldstone Bosons*, *Nucl. Phys. B* **311** (1988) 253 [[INSPIRE](#)].

- [47] J.A. Frieman, C.T. Hill and R. Watkins, *Late time cosmological phase transitions. 1. Particle physics models and cosmic evolution*, *Phys. Rev. D* **46** (1992) 1226 [INSPIRE].
- [48] J.A. Frieman, C.T. Hill, A. Stebbins and I. Waga, *Cosmology with ultralight pseudo Nambu-Goldstone bosons*, *Phys. Rev. Lett.* **75** (1995) 2077 [astro-ph/9505060] [INSPIRE].
- [49] WMAP collaboration, G. Hinshaw et al., *Five-Year Wilkinson Microwave Anisotropy Probe (WMAP) Observations: Data Processing, Sky Maps and Basic Results*, *Astrophys. J. Suppl.* **180** (2009) 225 [arXiv:0803.0732] [INSPIRE].
- [50] R. Kallosh, A.D. Linde, D.A. Linde and L. Susskind, *Gravity and global symmetries*, *Phys. Rev. D* **52** (1995) 912 [hep-th/9502069] [INSPIRE].
- [51] J. Martin, C. Ringeval and V. Vennin, *Encyclopædia Inflationaris*, *Phys. Dark Univ.* (2014) in press [arXiv:1303.3787] [INSPIRE].
- [52] WMAP collaboration, E. Komatsu et al., *Seven-Year Wilkinson Microwave Anisotropy Probe (WMAP) Observations: Cosmological Interpretation*, *Astrophys. J. Suppl.* **192** (2011) 18 [arXiv:1001.4538] [INSPIRE].
- [53] L.E. Ibáñez and G.G. Ross, *SU(2)_L × U(1) Symmetry Breaking as a Radiative Effect of Supersymmetry Breaking in Guts*, *Phys. Lett. B* **110** (1982) 215 [INSPIRE].
- [54] I. de Medeiros Varzielas and G.G. Ross, *Family symmetries and the SUSY flavour problem*, *hep-ph/0612220* [INSPIRE].
- [55] R. Howl and S.F. King, *Solving the Flavour Problem in Supersymmetric Standard Models with Three Higgs Families*, *Phys. Lett. B* **687** (2010) 355 [arXiv:0908.2067] [INSPIRE].
- [56] K. Enqvist and M. Karčiauskas, *Does Planck really rule out monomial inflation?*, *JCAP* **02** (2014) 034 [arXiv:1312.5944] [INSPIRE].
- [57] L. Sorbo, *Cosmology with pseudo-Nambu-Goldstone bosons*, *Mod. Phys. Lett. A* **23** (2008) 979 [INSPIRE].
- [58] E. Masso and G. Zsembinszki, *Unified model for inflation and dark energy with planck-scale pseudo-Goldstone bosons*, *JCAP* **02** (2006) 012 [astro-ph/0602166] [INSPIRE].
- [59] N. Kaloper and L. Sorbo, *A Natural Framework for Chaotic Inflation*, *Phys. Rev. Lett.* **102** (2009) 121301 [arXiv:0811.1989] [INSPIRE].
- [60] L. Sorbo, *A Natural Framework for Chaotic Inflation*, invited talk given at the *Theory Colloquium*, INFN Padua, Italy, 5 March 2009.
- [61] Z. Lalak, D. Langlois, S. Pokorski and K. Turzyski, *Curvature and isocurvature perturbations in two-field inflation*, *JCAP* **07** (2007) 014 [arXiv:0704.0212] [INSPIRE].
- [62] A.R. Liddle, P. Parsons and J.D. Barrow, *Formalizing the slow roll approximation in inflation*, *Phys. Rev. D* **50** (1994) 7222 [astro-ph/9408015] [INSPIRE]. PhysRevD.50.7222
- [63] M.J. Mortonson and U. Seljak, *A joint analysis of Planck and BICEP2 B modes including dust polarization uncertainty*, [arXiv:1405.5857](https://arxiv.org/abs/1405.5857) [INSPIRE].
- [64] R. Flauger, J.C. Hill and D.N. Spergel, *Toward an Understanding of Foreground Emission in the BICEP2 Region*, [arXiv:1405.7351](https://arxiv.org/abs/1405.7351) [INSPIRE].