

## International consensus definition of low anterior resection syndrome

Celia Keane<sup>1</sup>,\* Nicola S. Fearnhead,<sup>†</sup> Liliana G. Bordeianou,<sup>‡</sup> Peter Christensen,<sup>§</sup> Eloy Espin Basany,<sup>¶</sup> Søren Laurberg,<sup>§</sup> Anders Mellgren,<sup>||</sup> Craig Messick,<sup>\*\*</sup> Guy R. Orangio,<sup>††</sup> Azmina Verjee,<sup>‡‡</sup> Kirsty Wing<sup>§§</sup> and Ian P. Bissett,<sup>\*¶¶</sup> on behalf of the LARS International Collaborative Group#

\*Department of Surgery, The University of Auckland, Auckland, New Zealand

†Department of Colorectal Surgery, Cambridge University Hospital NHS Foundation Trust, Cambridge, UK

‡Colorectal Surgery Centre/Department of Surgery, Massachusetts General Hospital and Harvard Medical School, Boston, Massachusetts, USA

§Danish Cancer Society Centre for Research on Survivorship and Late Adverse Effects After Cancer in the Pelvic Organs, Department of Surgery, Aarhus University Hospital, Aarhus, Denmark

¶Colon and Recto Unit, Department of General Surgery, Vall d'Hebron Hospital, The Autonomous University of Barcelona, Barcelona, Spain

||Division of Colon and Rectal Surgery, Department of Surgery, University of Illinois, Chicago, Illinois, USA

\*\*Department of Surgical Oncology, Section of Colon and Rectal Surgery, The University of Texas MD Anderson Cancer Center, Houston, Texas, USA

††Department of Surgery/School of Medicine, Louisiana State University, New Orleans, Louisiana, USA

‡‡Bowel Disease Research Foundation, London, UK

§§Otago Community Hospice, Dunedin, New Zealand and

¶¶Department of Surgery, Auckland City Hospital, Auckland, New Zealand

### Key words

consensus definition, low anterior resection syndrome, patient reported, rectal resection.

### Correspondence

Professor Ian P. Bissett, Department of Surgery, The University of Auckland, Private Bag 92019, Auckland 1142, New Zealand. Email: i.bissett@auckland.ac.nz

**C. Keane** MBChB; **N. S. Fearnhead** DM; **L. G. Bordeianou** MD, MPH; **P. Christensen** DMSc; **E. Espin Basany** MD, PhD; **S. Laurberg** DMSc; **A. Mellgren** PhD; **C. Messick** MBChB, MD; **G. R. Orangio** MD; **A. Verjee**; **K. Wing** BNurs; **I. P. Bissett** MBChB, MD.

Celia Keane and Nicola S. Fearnhead contributed equally to this work.

This study was presented at the meeting of the American Society of Colon and Rectal Surgeons, May 1 to 5, 2019; at the meeting of the Association of Coloproctology of Great Britain and Ireland, July 1 to 3, 2019; and at the meeting of the European Society of Coloproctology (ESCP), September 25 to 27, 2019.

This article is being published concurrently in *Diseases of the Colon & Rectum*, *Colorectal Disease*, and *ANZ Journal of Surgery*. The articles are identical except for minor stylistic and spelling differences in keeping with each journal's style. Citation from any of the 3 journals can be used when citing this article.

#The members of the LARS International Collaborative Group are listed in the Acknowledgement section.

This is an open access article distributed under the terms of the Creative Commons Attribution-Non Commercial-No Derivatives License 4.0 (CCBY-NC-ND), where it is permissible to download and share the work provided it is properly cited. The work cannot be changed in any way or used commercially without permission from the journal.

Accepted for publication 28 July 2019.

doi: 10.1111/ans.15421

### Abstract

**Background:** Low anterior resection syndrome (LARS) is pragmatically defined as disordered bowel function after rectal resection leading to a detriment in quality of life. This broad characterization does not allow for precise estimates of prevalence. The LARS score was designed as a simple tool for clinical evaluation of LARS. Although the LARS score has good clinical utility, it may not capture all important aspects that patients may experience. The aim of this collaboration was to develop an international consensus definition of LARS that encompasses all aspects of the condition and is informed by all stakeholders.

**Methods:** This international patient-provider initiative used an online Delphi survey, regional patient consultation meetings and an international consensus meeting. Three expert groups participated: patients, surgeons and other health professionals from five regions (Australasia, Denmark, Spain, Great Britain and Ireland, and North America) and in three languages (English, Spanish and Danish). The primary outcome measured was the priorities for the definition of LARS.

**Results:** Three hundred and twenty-five participants (156 patients) registered. The response rates for successive rounds of the Delphi survey were 86%, 96% and 99%. Eighteen priorities emerged from the Delphi survey. Patient consultation and consensus meetings refined these priorities to eight symptoms and eight consequences that capture essential aspects of the syndrome. Sampling bias may have been present, in particular, in the patient panel because social media was used extensively in recruitment. There was also dominance of the surgical panel at the final consensus meeting despite attempts to mitigate this.

**Conclusions:** This is the first definition of LARS developed with direct input from a large international patient panel. The involvement of patients in all phases has ensured that the definition presented encompasses the vital aspects of the patient experience of LARS. The novel separation of symptoms and consequences may enable greater sensitivity to detect changes in LARS over time and with intervention.

## Introduction

Internationally, colorectal cancer is the third most common cancer with 1.8 million cases reported in 2018.<sup>1</sup> The introduction of stapling devices and other techniques have facilitated a rise in sphincter saving surgery for rectal cancer.<sup>2</sup> Total mesorectal excision and radiotherapy have dramatically improved oncological outcomes.<sup>3,4</sup> Improved survival has heightened awareness of survivorship issues, including bowel dysfunction.<sup>5</sup> Consequently, clinicians and researchers have been urged to look beyond survival and recurrence as the sole measures of treatment success.<sup>6</sup> Core outcomes sets that specify a minimum set of outcomes to be measured, have been proposed to reduce heterogeneity of outcome reporting and reporting bias in clinical trials.<sup>7</sup> The proposed core outcomes sets for colorectal cancer surgery includes quality of life and functional outcomes, highlighting the importance of these outcomes.<sup>7</sup>

The term low anterior resection syndrome (LARS) describes 'disordered bowel function after rectal resection, leading to a detriment in quality of life'.<sup>8</sup> Whilst pragmatic, this definition can incorporate a vast array of symptoms from faecal incontinence and urgency, to evacuation difficulties. Consequent heterogeneity in reporting makes it impossible to accurately identify the prevalence of LARS.<sup>9–11</sup> Development of a validated patient-reported outcome measure, the LARS score, has improved standardization of reporting.<sup>12</sup> Prevalence of LARS using this tool is reported to be 41% (95% confidence interval 34–48%).<sup>13</sup> The LARS score has good psychometric properties and has been validated in multiple languages.<sup>14–17</sup> However the LARS score may significantly underestimate the impact of evacuatory dysfunction and may not accurately assess the impact of symptoms on an individual patient's quality of life.<sup>18</sup>

Like most patient-reported outcome measures, the LARS score was initially produced by expert clinician researchers who then consulted patient populations.<sup>12</sup> Active involvement of all major stakeholders, especially patients, early in the construction of any outcome measure is necessary to ensure that the resulting tool is fit for purpose, as outlined by the COMET (Core Outcome Measures in Effectiveness Trials)<sup>19</sup> and COSMIN (Consensus-based Standards for the selection of health Measurement Instruments)<sup>20</sup> guidelines. The aim of this study is to employ an international patient-provider initiative with robust methodology to produce a consensus definition of LARS. This is the first phase of a wider project to construct a tool to accurately identify survivors suffering from LARS, assess severity and enable evaluation of treatment approaches.

## Methods

### Scientific committee

A Scientific Committee of patients and clinicians was convened to oversee the study. Clinician representatives were also lead investigators for each region involved in the study: Australasia, Denmark, North America, Spain, Great Britain and Ireland. Two patient representatives formed part of the Scientific Committee and contributed directly to conception, methodology, recruitment, interpretation and presentation of results. Ethical approval for this study was granted by the University of Auckland Human Participants Ethics Committee (Ref 019179). Figure 1 outlines the study methodology.

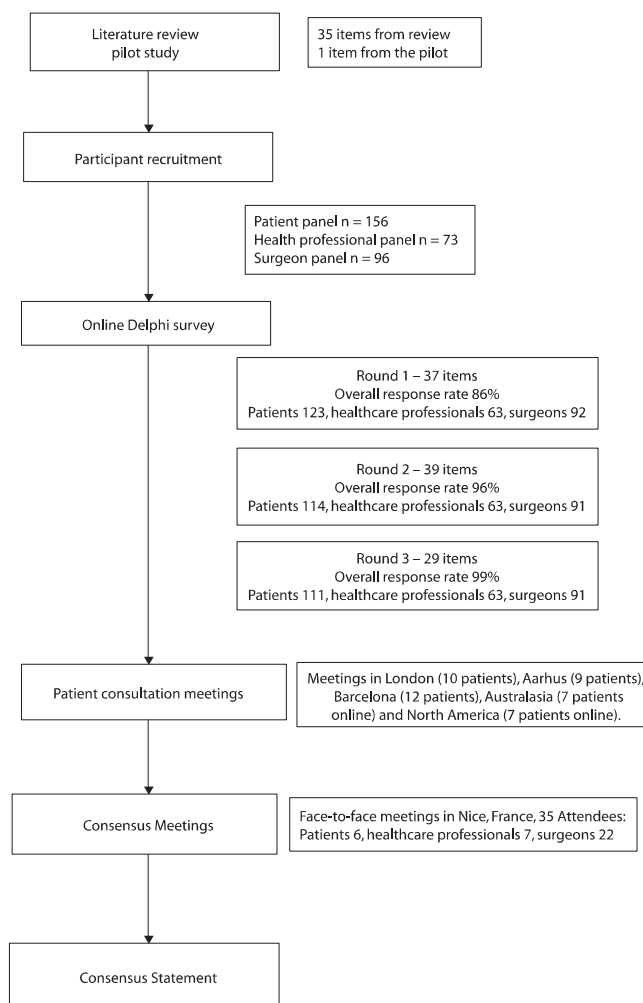


Fig. 1. Study methodology.

### Participants

Three groups of experts were enrolled in this study: patients (panel A), surgeons (panel B) and other healthcare professionals (panel C). There is no agreed method of determining required sample size for a consensus method Delphi survey<sup>21</sup> so a minimum recruitment target was set to balance the need for breadth of opinion and international involvement with resources available. Recruitment target was 120 patients (24 per region), 60 surgeons and 60 other healthcare professionals (12 of each per region). Regional lead investigators were responsible for recruitment in their region. Maximum diversity sampling (non-probabilistic purposeful sampling) was used to recruit a wide range of perspectives. The study was advertised via social media through charitable colorectal cancer organizations and peer support groups. Patient participants could volunteer by registering online. Care was taken to enrol patient participants who did not have a clinician–patient relationship with lead investigators. All participants completed an enrolment registration form to obtain demographic details and, for patients, eligibility criteria and treatment information.

### Panel A

Patients were eligible to participate if they had undergone an anterior resection for rectal cancer more than 12 months earlier with or

without diverting ileostomy, providing any ileostomy had then been closed for at least 6 months and that adjuvant treatment had been completed. Patients who did not meet the inclusion criteria, who were receiving ongoing treatment for recurrent or metastatic disease, or who had cognitive impairment, were excluded. Poor bowel function was not a requirement for eligibility; patients with good bowel function were also encouraged to participate.

### Panel B

Surgeons were recruited via lead investigators in consultation with relevant societies: Association of Coloproctology of Great Britain and Ireland (ACPGBI), Royal Society of Medicine Section of Coloproctology (RSM Coloproctology), Colorectal Surgical Society of Australia and New Zealand (CSSANZ), Colon and Rectal Surgery Section of Royal Australasian College of Surgeons (RACS), European Society of Coloproctology (ESCP), American Society of Colon and Rectal Surgeons (ASCRS).

### Panel C

Other specialists who treat or conduct research into LARS were identified by lead investigators and invited to participate. This panel included specialist nurses, biofeedback specialists, physiotherapists, gastroenterologists, oncologists with special interest in functional outcome after rectal cancer treatment, and pelvic floor specialists with an interest in managing LARS.

## Longlisting of potential outcomes

Systematic review of literature published between 1986 and 2016 that reported functional outcomes after sphincter preserving rectal resection was undertaken to produce a comprehensive list of bowel function outcomes which were then tested in a pilot study. The results of this review have been published<sup>9</sup> and were used in round 1 of the Delphi survey. Participants were invited to add novel items during round 1.

### Phase 1: online Delphi survey

Delphi methodology aims to produce a convergence of opinion using multiple iterative rounds of a questionnaire.<sup>22,23</sup> Our Delphi survey consisted of three rounds, each available to patient participants in three languages; Danish, English and Spanish. The first round was sent to all eligible registered participants. Subsequent rounds were only sent to participants who completed the previous round and were accompanied by graphical summary of how each expert group responded to each question (“item”) in the previous round (Appendix S1). SurveyMonkey (San Mateo, CA, USA) platform was used to manage surveys. Patient representatives sent newsletters to maintain participant engagement and highlight focus on patient perspective.

In each survey participants were asked to rank each item on a 1–9 point Likert scale from *Not Important* (1) to *Essential* (9) for the definition of LARS, with an additional response option *Unable to comment* (0) (Appendix S1 for the format of a question). Likert rankings of 7–9 in any round were considered to indicate high priority items, ratings of 4–6 indicated moderate priority items, that were important but not critical for the definition, and rankings of 1–3 were low priority. The Scientific Committee applied *a priori* decision rules to determine which

items progressed to the next round (Appendix S2). During the first round participants were invited to provide additional items important for the definition of LARS. Thematic analysis of all additional items was undertaken and these items were included in round 2 (Appendix S3 for questions included in each round). Round 3 incorporated items that met consensus criteria for ‘high priority’ in round 1 or 2 and items that had not met consensus in round 2.

### Phase 2: patient consultation meetings

Each region convened a patient consultation meeting to elicit detailed information on patient views using nominal group technique.<sup>24</sup> A uniform template of phase 1 results was prepared and the discussion was centred around items that had not met consensus in the Delphi survey. The meetings allowed discussion of items that may have been misrepresented or divided votes due to overlap. Face to face meetings were held in London, Barcelona and Aarhus. Due to geographical constraints, 2-h teleconference meetings were held for Australasian and North American patient expert panels using the Zoom (San Jose, CA, USA) web-based conferencing platform. Online meetings were recorded and transcribed.

### Phase 3: consensus meeting

Participants who completed all three Delphi survey rounds were invited to attend the international multidisciplinary consensus meeting held in Nice, France at the 2018 Annual ESCP meeting. Feedback from all patient consultation meetings was presented prior to discussion to achieve final consensus. Polling was used to assess whether items that had met ‘high priority’ consensus during the Delphi survey were required for the definition and to determine whether related items could be amalgamated.

## Data analysis

Descriptive statistics including percentages and median (range) are presented. The chi-squared test ( $\chi^2$ ) was used for comparisons between categorical data. Correlations were assessed using the non-parametric Spearman’s rho ( $\rho$ ) test.

## Results

### Participants

Three hundred and twenty-five participants registered: 156 patients, 96 colorectal surgeons, 73 healthcare professionals; 55 from Australasia, 53 from Denmark, 44 from Spain, 93 from Great Britain and Ireland and 80 from North America. Details of participants registered for each expert panel are shown in Table 1. Participants completing each Delphi survey round were invited to participate in the next rounds, so response rate denominator is number of participants in previous round. Overall response rates were 86% (278/325) for round 1, 96% (268/278) for round 2 and 99% (265/268) for round 3. Response rates for each region and expert panel are shown in Figure 2.

### Delphi survey

Round 1 contained 37 items. The patient panel produced the most discriminatory rankings but overall group and patient panel

**Table 1** Participant characteristics

	Patient panel (n = 155)	Health professional panel (n = 73)	Surgeon panel (n = 96)
Sex (female %/male %)	66/34	92/8	31/69
Age (year) (%)			
20–29	0	5	1
30–39	6	10	8
40–49	19	28	28
50–59	32	39	31
60–69	30	18	25
70–79	13	0	8
Years in practice, median (range)		20 (1–42)	11 (1–40)
Year since surgery, median (range)	3 (1–15)		
Treatment included radiotherapy (%)	55		
Treatment included chemotherapy (%)	69		
Temporary stoma (%)	86		
Satisfied with bowel function (%)			
Yes	21		
Sometimes	36		
No	43		

rankings were similar. Eight items were ranked 'high priority' (scores of 7–9 out of 9) by the majority (67%) of all three panels and a further five items were ranked 'high priority' by the majority (67%) of the patient participants so these items progressed directly to round 3. *Incontinence (of any kind): unintended passage of solid, liquid or gaseous faecal material* was removed because it was redundant (the responses to this were highly correlated with the responses to the questions regarding solid stool incontinence ( $\rho = 0.84$ ) and liquid faecal incontinence ( $\rho = 0.88$ )). Two items that met the criterion for high priority were amalgamated to reduce splitting of the vote between related items ( $\rho = 0.59$ ) – *stool frequency: number of bowel motions per 24 h* and *stool frequency > 4 per 24 h*. No items in round 1 met the consensus criterion for 'low priority' therefore all other items were re-presented in round 2 for further consideration (Appendix S2).

Round 2 included 24 items that did not meet consensus in round 1 and 15 new items generated by both patients and clinicians from round 1. The patient panel again produced the most discriminatory

rankings. Patient representatives on steering group raised concerns that certain items were being ranked lower due to wording issues and split voting. The steering group recognized that patients were less likely than clinicians to discard important symptoms and so the majority criterion was lowered from 67% to 55% to ensure important items were not lost prior to the final round of voting. Eighteen items progressed to round 3 based on the criteria that the majority (55%) of patient panellists ranked an item as high priority and less than 33% of panellists ranked it as a low priority item.

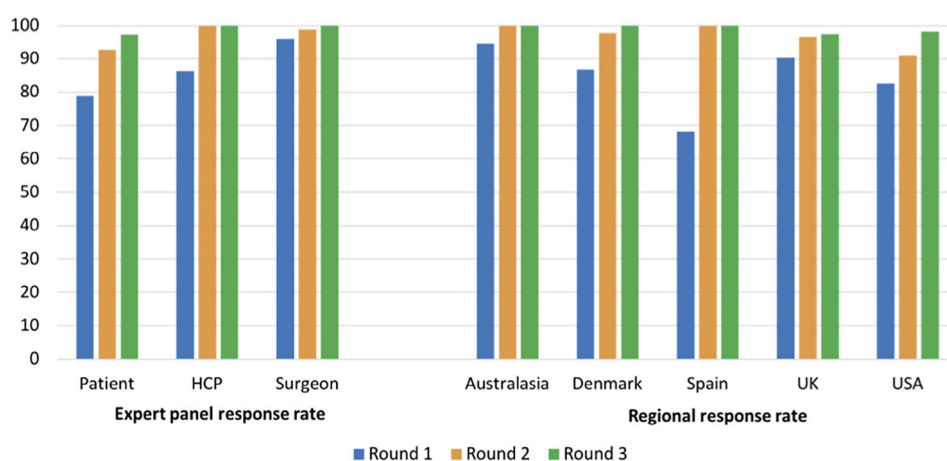
Round 3 included 29 items; 11 from round 1 and 18 from round 2. Two items were reworded based on survey feedback and advice from patient representatives. *Inability to cope with bowel function* was reworded to *need to use coping strategies to manage bowel function*. *Effect on sexual function* was reworded to *impact on sexuality and sexual life*. A discernible cut-off point was evident above which the proportion of participants giving a high priority ranking sharply increased and the proportion of participants giving a low or moderate priority ranking sharply decreased. This cut-off point (majority of 70%) was the criterion on which all items were assessed for inclusion in round 3. Appendix S4 shows expert panel and overall rankings for all items.

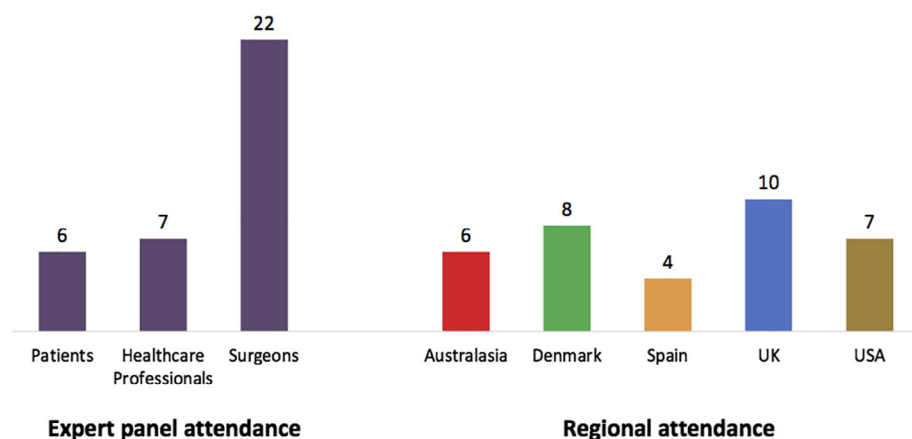
Eighteen items met consensus criteria: clustering/fragmentation, incomplete emptying, difficulty emptying, stool frequency, soiling, faecal incontinence, urgency, inability to defer defecation, variable/unpredictable bowel function, dissatisfaction with bowel function, preoccupation with bowel function, toilet dependence, need to use coping strategies to manage bowel function, fear and/or anxiety over bowel control, effect on quality of life, effect on overall wellbeing, effect on lifestyle/daily activities, effect on social activities.

### Patient consultation meetings

In total, 42 patients participated in five meetings. Carers also attended and contributed. One important concept identified as missing was *effect on mental health/psychological consequences of changes in bowel function*. There was general agreement that pain related to defecation or to the urge to defecate was important despite variable interpretations of *tenesmus*. There was agreement that *impact on sexuality and sexual life* and *effect on ability to*

**Fig. 2.** Response rate for each group. Round 1 (left, blue bar) to round 3 (right, green bar). The response rate is given as a percentage above each bar (the denominator for the response rate calculation is the number of participants who completed the previous round). HCP = healthcare professional (panel C participants).





**Fig. 3.** Attendance at the final consensus meeting by group and by region.

*perform usual work* are very important but needed re-wording. Patients suggested expanding *effect on ability to perform usual work* to include roles within family, community and other organizations, not just paid employment. There was agreement that the impact of LARS on sexuality was not solely due to changes in sexual function but related more broadly to impact on intimacy. Change in stool consistency was considered important but *diarrhoea* was mostly inevitable and was not itself the problem whereas *unpredictability of bowel movements* and *paste-like stool consistency* made it difficult to evacuate. There was general agreement that some items may be amalgamated as they represented similar underlying concepts.

### Final consensus meeting

Thirty-five Delphi participants attended the facilitated consensus meeting (Fig. 3). Discussion was structured around items that had met consensus but had potential to be amalgamated and items for which there were significant discrepancies in ranking among groups. Real-time electronic polling was used to identify whether a consensus had been reached after discussion of each item. Criterion for consensus was 70% of attendees.

Visual aids were used to ensure patient voice was present during the meeting, including continuous PowerPoint presentation of patient participant quotes as well as posters of statements from patient participants during previous phases. The meeting opened with presentations from each regional lead investigator summarizing the patient consultation meetings. During group discussion of each item, patient representatives were invited to articulate the patient voice.

Consensus meeting discussion clarified that symptoms should be differentiated from impact or consequences of LARS. Figure 4 describes outcomes throughout each phase of the study (details in Appendix S5). Eight symptom complexes and eight consequences were agreed as most important priorities for definition of LARS (Fig. 5). To meet the definition of LARS a patient must have had an anterior resection (sphincter-preserving rectal resection) and suffer from at least one of these symptoms that results in at least one of these consequences. Increased stool frequency is compared to pre-operative stool frequency. Repeated painful stools include pain on urge, on passing a bowel motion and/or after passing a bowel

motion. Emptying difficulties include difficulty emptying the bowel for any reason, a feeling that the bowel has not completely emptied after passing a bowel motion, need to return to the toilet multiple times to empty the bowel. Faecal incontinence is defined as the unintended passage of a large volume of faecal material. Faecal urgency is the need to rush to toilet to defaecate and/or inability to delay passing a bowel motion. Soiling is the involuntary passage of a small amount of material onto clothing or sanitary item.

### Discussion

This international patient-provider initiative employed robust methodology throughout three phases to reach a consensus definition of LARS. This is the first attempt to define LARS that from conception has incorporated multiple stakeholders and prioritized patient views. The major finding of this consensus definition is that both symptoms and consequences are important. The study has identified eight symptom complexes and eight consequences that are considered to be of the highest priority when defining LARS.

LARS has previously been pragmatically defined as 'disordered bowel function after rectal resection, leading to a detriment in quality of life'.<sup>8</sup> This broad definition does not allow precise measurement of LARS. The LARS score was developed to overcome inconsistencies in reporting functional outcome and was designed to be a quick clinical evaluation tool to screen patients for LARS.<sup>12</sup> The LARS score has been widely adopted but appears to suffer from insensitivity to evacuatory dysfunction and may overestimate the impact on quality of life for some patients.<sup>18</sup> Weighting of the LARS score response categories makes the LARS score differentially responsive to change in certain dimensions (such as urgency) and may mean that more subtle improvements on other dimensions are not documented. There is also a high rate of LARS in the general population. When the LARS score was applied to the Danish population, 19% of females and 10% of males aged between 50 and 79 years suffer from symptoms that meet the criteria for major LARS.<sup>25</sup> This reflects the high sensitivity but low specificity of the LARS score. The more comprehensive bowel function instrument (BFI) developed at Memorial Sloan Kettering Cancer Centre was also designed to measure bowel dysfunction after sphincter preserving surgery but has not been used widely in the literature.<sup>26</sup>

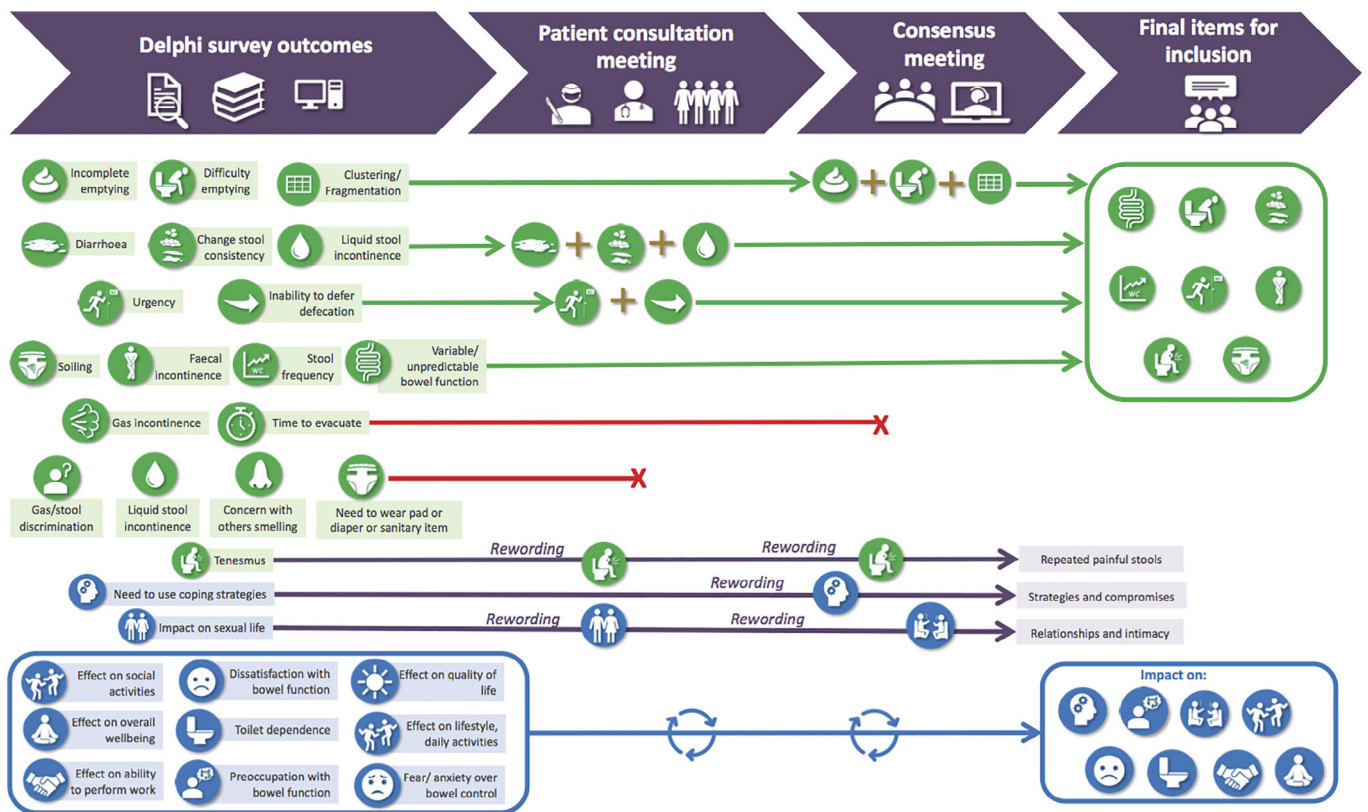


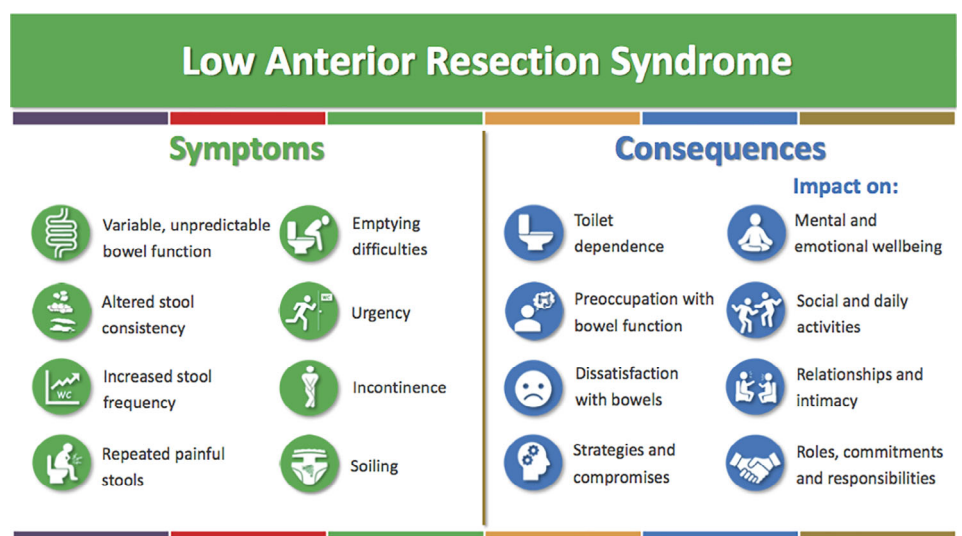
Fig. 4. Priorities identified in each phase of the study.

The major methodological difference between this work and previous attempts to measure LARS is the patient-provider approach. Patients were not only participants but also investigators. Active steps were taken throughout to ensure that patient perspective was recognized and amplified. This key factor is likely to have contributed to a more efficacious definition that accurately captures real-world clinical experience. Engagement of the wider patient community through advertising the project via social media and

involvement of patient participants active in peer support groups may allow wider dissemination of the proposed definition.

The overarching difference between the current results and the previously published LARS score and BFI is that the outcome is a definition not a scoring system. However, there is some overlap that is worthy of comment. Both the LARS score and BFI enquire about stool frequency, incontinence, urgency and clustering or fragmentation which is consistent with the proposed definition. The BFI also

Fig. 5. Consensus definition of low anterior resection syndrome. To meet the definition a patient must have had an anterior resection (sphincter-preserving rectal resection) and suffer from at least one of these symptoms that results in at least one of these consequences.



investigates diarrhoea or loose stool, soiling, emptying difficulties (incomplete evacuation) and whether patients have to alter their activities because of bowel function, which are all concepts that reached consensus in the current work. However the LARS score and the BFI include flatus incontinence which did not reach consensus for inclusion in the proposed definition. The BFI also enquires about dietary restrictions and distinguishes between daily and nocturnal symptoms which were not borne out in the consensus work. The LARS score incorporated quality of life by weighting the response categories based on a statistical association with overall effect of bowel function on quality of life, while the BFI simply included a question about altering activities because of bowel function. The consensus work suggests that the impact on LARS is such an important component that it is necessary to specify the various dimensions that may be impacted upon by the symptoms of LARS.

There are multiple novel components identified in this work which may be due to the early and consistent inclusion of the patient perspective. In particular, the concept of variable or unpredictable bowel function and altered stool consistency may align better with patient experience. Patient participants reported that diarrhoea was less of an issue than unpredictable motions and paste-like consistency that makes evacuation difficult. Clear differentiation into symptoms and consequences is novel. Further work is needed to transform the definition presented here into a scoring system, but we suggest that inclusion of specific patient-centred consequences may allow development of a refined tool with greater discrimination of changes that occur over time and with treatment.

Our study attempted to obtain a broad range of opinion from all important stakeholders across a diverse cultural, ethnic and geographical area but it was limited by the resources available. Ideally, more than five geographical regions could have participated. Strategies were employed to enhance the patient voice including: preference to patient panel rankings in the Delphi survey; patient consultation meetings were held to allow proxies to take the patient voice to the consensus meeting; and visual aids were used to prompt awareness of the patient voice during the consensus meeting. However, these strategies are not substitutes for the presence of patient representatives and we must acknowledge the dominance of the surgical panel at final consensus despite attempts to mitigate this issue. There was a possibility for sampling bias particularly in the patient panel as social media was used extensively in patient participant recruitment. However, many patient participants were active members or even convenors of support groups and they endeavoured to present majority opinions from their wider groups.

This is the first attempt to define LARS using robust methodology that included multiple stakeholders, particularly patients. This novel approach has identified that both symptoms and consequences are important priorities in LARS. Acknowledging this by transforming these important priorities into a new tool to measure LARS may enable better identification of rectal cancer survivors who suffer from bowel dysfunction, more accurately assess severity, and enable more precise evaluation of treatment approaches for LARS.

## Acknowledgements

As a Tripartite 2020 Vision collaborative study, we acknowledge the support of the following societies: The Association of Coloproctology of Great Britain and Ireland (ACPGBI), the Royal Society of Medicine (RSM) Section of Coloproctology, the Colorectal Surgical Society of Australia and New Zealand (CSSANZ) and/or the Colon and Rectal Surgery Section of the Royal Australasian College of Surgeons (RACS), the European Society of Coloproctology (ESCP), the American Society of Colon and Rectal Surgeons (ASCRS). The Bowel Disease Research Foundation (BDRF) hosted and funded the UK patient meeting including travelling expenses for all patient, nursing and trainee participants as well as meeting and administration costs. ESCP generously hosted the final consensus meeting in Nice. The Auckland Medical Research Foundation and the Danish Cancer Society funded participant attendance at the final consensus meeting.

Bowel Cancer UK, Bowel Cancer NZ, Fight Colorectal Cancer assisted with advertising the study to allow for patient participant recruitment. CK is funded by the Auckland Medical Research Foundation Ruth Spencer Fellowship. The authors would also like to acknowledge Ethan Hermanson for transcription of the North American patient consultation meeting.

The members of the LARS International Collaborative Group are: An V, Bryant A, Byrne C, Chen T, Croft S, Clark D, Gladman M, Heriot A, Kariappa S, Keck J, Lubowski D, Dinning P, Khera A, Kirkwood K, Petersen D, Sloots K, Totten B, Weston M (Australia). Andersen P, Bachmann C, Barht H, Emmertsen K, Faaborg P, Gögenur I, Ingerslev P, Isaksen D, Iversen H, Iversen L, Jacobsen K, Jansen T, Jacobsen I, Juul T, Kjær D, Krogh K, Majgaard M, Mynster A, Neuenschwander A, Nielsen C, Nielsen R, Nielsen M, Nielsen T, Olsen J, Poulsen B, Rahr H, Snedker B, Sørensen G, Stolzenburg T, Vaabंगाard P (Denmark). Acheson A, Andreyev J, Bach S, Battersby N, Bradbury J, Brown S, Cecil T, Chapman S, Chapman M, Chave H, Cook T, Cuffy L, Davies J, Dawson C, Dixon J, Duff S, Edwards C, Geh I, Hamilton C, Hancock L, Harji D, Hill J, Holtham S, Jenkins J, Johnston R, Kapur S, Maxwell-Armstrong C, McArthur D, Moran B, Norton C, Nugent K, Pateman L, Perston Y, Rockall T, Sagar P, Saunders M, Sebag-Montefiore D, Senapati A, Singh B, Skaife P, Sykes H, Smart N, Taylor C, Thorpe G, Tierney G, Voyce S, Walsh C, Warren O, Wheeler J, Woodward A (England). Winter D (Ireland). Abbott S, Beban V, Bennett M, Chadwick T, Collinson R, Corbett S, Dennett E, Eglinton T, Fraser A, Glue J, Hohaia D, Menzi E, O'Connor M, Stevenson D, Wells C, Wolyncewicz S, Woodfield J (New Zealand). Bence, K, Boutros M, Brueseke M, DeKorte J, Floruta C, Francone T, Frederick F, Grasso J, Gurland B, Higgins K, Hull T, Keller D, Laffan A, Lovett S, Marlatt J, McAdams D, McCarthy C, Milch H, Natale S, Pappou E, Paquette I, Pulskamp S, Rich M, Savitt L, Shafi M, Steele S, Stein S, Tolbert M, Varma M, Vogler S, Vuong T, Wells K, Wexner S, Wo J, Wright J, Wunderlich C (North America). Campbell K, Lim M, Moug S, Oliphant R (Scotland). Labaka-Aretaga I, Ballester C, Belen-Bueno A, Vaquer-Casas G, Jerez J, Castillo J, Paniagua-Cayetano G, Codina-Cazador A, Blanco-Colino R,

de la Portilla F, Pascual-Damieta M, Enriquez-Navascuez JM, Martín-Fernández M, Araujo-Ferreiro M, Sanchez-García C, Vico-García E, Gallego-García M, Jimenez LM, Martínez-Sánchez C, Carrillo-Moreno J, Muñoz A, Ramirez L, Vigorita V (Spain). Adams R, Cornish J, Davies M, Evans M, Torkington J, Turner J (Wales).

## Conflicts of interest

None declared.

## References

- World Health Organization. *Cancer: Key Facts*. 2019. [Cited 27 Aug 2019.] Available from URL: <https://www.who.int/cancer/about/facts/en/>
- Stähle E, Pählman L, Enblad P. Double stapling technique in the management of rectal tumours. *Acta Chir. Scand*. 1986; **152**: 743–7.
- Heald RJ, Ryall RD. Recurrence and survival after total mesorectal excision for rectal cancer. *Lancet* 1982; **1**: 1479–82.
- van Gijn W, Marijnen C, Nagtegaal ID *et al*. Preoperative radiotherapy combined with total mesorectal excision for resectable rectal cancer: 12-year follow-up of the multicentre, randomised controlled TME trial. *Lancet Oncol*. 2011; **12**: 575–82.
- Denlinger CS, Barsevick AM. The challenges of colorectal cancer survivorship. *J. Natl. Compr. Canc. Netw*. 2009; **7**: 883–94.
- McNair AGK, Heywood N, Tiernan J *et al*. A national patient and public colorectal research agenda: integration of consumer perspectives in bowel disease through early consultation. *Colorectal Dis*. 2017; **19**: O75–85.
- McNair AGK, Whistance RN, Forsythe RO *et al*. Core outcomes for colorectal cancer surgery: a consensus study. *PLoS Med*. 2016; **13**: e1002071.
- Bryant CL, Lunniss PJ, Knowles CH *et al*. Anterior resection syndrome. *Lancet Oncol*. 2012; **13**: e403–8.
- Keane C, Wells C, O'Grady G, Bissett IP. Defining low anterior resection syndrome: a systematic review of the literature. *Colorectal Dis*. 2017; **19**: 713–22.
- Chapman SJ, Bolton SW, Corrigan N *et al*. A cross-sectional review of reporting variation in post-operative bowel dysfunction following rectal cancer surgery. *Dis. Colon Rectum* 2017; **60**: 240–7.
- Scheer AS, Boushey RP, Liang S, Doucette S, O'Connor AM, Moher D. The long-term gastrointestinal functional outcomes following curative anterior resection in adults with rectal cancer: a systematic review and meta-analysis. *Dis. Colon Rectum* 2011; **54**: 1589–97.
- Emmertsen KJ, Laurberg S. Low anterior resection syndrome score: development and validation of a symptom-based scoring system for bowel dysfunction after low anterior resection for rectal cancer. *Ann. Surg*. 2012; **255**: 922–8.
- Croese AD, Lonie JM, Trollope AF, Vangaveti VN, Ho YH. Meta-analysis of the prevalence of low anterior resection syndrome and systematic review of risk factors. *Int. J. Surg*. 2018; **56**: 234–41.
- Juul T, Ahlberg M, Biondo S *et al*. Low anterior resection syndrome and quality of life: an international multicenter study. *Dis. Colon Rectum* 2014; **57**: 585–91.
- Hou XT, Pang D, Lu Q *et al*. Validation of the Chinese version of the low anterior resection syndrome score for measuring bowel dysfunction after sphincter-preserving surgery among rectal cancer patients. *Eur. J. Oncol. Nurs*. 2015; **19**: 495–501.
- Juul T, Ahlberg M, Biondo S *et al*. International validation of the low anterior resection syndrome score. *Ann. Surg*. 2014; **259**: 728–34.
- Juul T, Christensen P, Janjua AZ *et al*. Validation of the English translation of the low anterior resection syndrome score. *Colorectal Dis*. 2015; **17**: 908–16.
- Ribas Y, Aguilar F, Jovell-Fernández E, Cayetano L, Navarro-Luna A, Muñoz-Duyos A. Clinical application of the LARS score: results from a pilot study. *Int. J. Colorectal Dis*. 2017; **32**: 409–18.
- Williamson PR, Altman DG, Bagley H *et al*. The COMET handbook: version 1.0. *Trials* 2017; **18**: 280.
- COMET Initiative. *Guideline for Selecting Outcome Measurement Instruments for Outcomes Included in a Core Outcome Set*. 2016. [Cited 27 Aug 2019.] Available from URL: <http://www.comet-initiative.org/>
- Powell C. The Delphi technique: myths and realities. *J. Adv. Nurs*. 2003; **41**: 376–82.
- Hsu CC, Sandford BA. The Delphi technique: making sense of consensus. *Pract. Assess. Res. Eval*. 2007; **12**: 1–8.
- Dalkey N, Helmer O. An experimental application of the Delphi method to the use of experts. *Manag. Sci*. 1963; **9**: 458–67.
- Centers for Disease Control and Prevention. Gaining consensus among stakeholders through the nominal group technique. 2018. [Cited 27 Aug 2019.] Available from URL: <https://www.cdc.gov/healthyouth/evaluation/pdf/brief7.pdf>
- Juul T, Elfeki H, Christensen P, Laurberg S, Emmertsen KJ, Bager P. Normative data for the low anterior resection syndrome score (LARS score). *Ann. Surg*. 2018; **269**: 1124–8.
- Temple LK, Bacik J, Savatta SG *et al*. The development of a validated instrument to evaluate bowel function after sphincter-preserving surgery for rectal cancer. *Dis. Colon Rectum* 2005; **48**: 1353–65.

## Supporting information

Additional Supporting Information may be found in the online version of this article at the publisher's web-site:

**Appendix S1.** Example of the question layout from round 3.

**Appendix S2.** The decision rules including application and deviation from these rules.

**Appendix S3.** Table of questions in each round of the Delphi survey.

**Appendix S4.** Rankings for each expert group and overall rankings for all items at the end of round 3 of the online Delphi survey.

**Appendix S5.** Priorities identified in each phase of the study. Disclosures: This study was supported financially by the European Society of Coloproctology (ESCP), the Auckland Medical Research Foundation (AMRF), the Danish Cancer Society and the Bowel Disease Research Foundation (BDRF).