

Arenes

Trifluoromethyl Sulfoxides: Reagents for Metal-Free C–H Trifluoromethylthiolation

Dong Wang, C. Grace Carlton, Masanori Tayu, Joseph J. W. McDouall, Gregory J. P. Perry, and David J. Procter*

Abstract: Trifluoromethyl sulfoxides are a new class of trifluoromethylthiolating reagent. The sulfoxides engage in metal-free C–H trifluoromethylthiolation with a range of (hetero)arenes. The method is also applicable to the functionalization of important compound classes, such as ligand derivatives and polyaromatics, and in the late-stage trifluoromethylthiolation of medicines and agrochemicals. The isolation and characterization of a sulfonium salt intermediate supports an interrupted Pummerer reaction mechanism.

Incorporating fluorine into organic compounds is a useful tool in drug design and development. The fluoro group is well known to improve the pharmacokinetic properties of a molecule and fluorine-18 is an important radioisotope in molecular imaging.^[1,2] Trifluoromethylthio (SCF₃) groups are commonly found in drug molecules and veterinary medicines.^[3,4] By combining a fluorinated moiety with a heteroatom, many have turned to the SCF₃ group to impart useful properties, such as high lipophilicity, to a compound of interest.^[5]

An attractive route for incorporating SCF₃ groups into organic molecules is through the direct, metal-free functionalization of C–H bonds.^[6] Early methods using trifluoromethylsulfenyl chloride have fallen from favor because of concerns over handling and toxicity of the reagent.^[7] This triggered a push to develop shelf-stable, easy-to-handle trifluoromethylthiolating agents (Scheme 1A).^[8] Despite the advantages of these reagents, they are generally limited to the C–H trifluoromethylthiolation of highly electron-rich (hetero)arenes, such as indoles and phenols, whereas reactions involving less nucleophilic arenes, such as anisole and toluene, are scarce.^[8d,o,p,a,b] Furthermore, few reports describe

How to cite: *Angew. Chem. Int. Ed.* **2020**, *59*, 15918–15922
International Edition: doi.org/10.1002/anie.202005531
German Edition: doi.org/10.1002/ange.202005531

the use of these reagents for the late-stage trifluoromethylthiolation of complex molecules.^[8j,m,n,a,b]

In recent years, our group^[9] and others^[10] have explored the so-called interrupted Pummerer reaction of sulfoxides and its use for the functionalization of C–H bonds.^[11] For example, we have described the thioarylation of simple arenes using sulfoxides as sulfide precursors.^[9c] Key to these reactions is the in situ formation of a highly electrophilic sulfonium salt, by activation of the sulfoxide with an acid anhydride, which is susceptible to reaction with a range of nucleophiles.

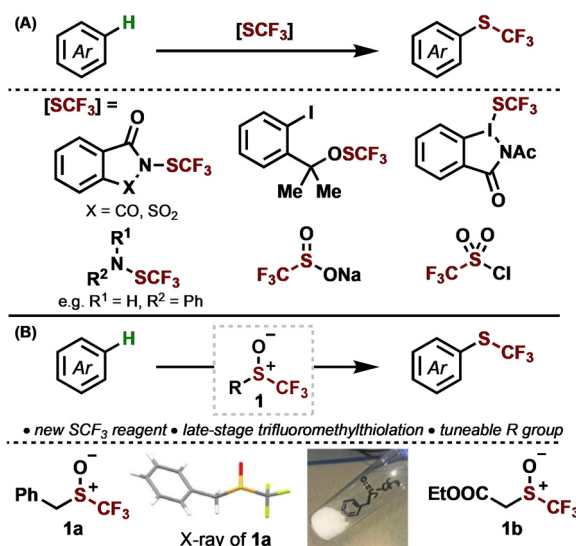
We were keen to assess whether underutilized trifluoromethyl sulfoxides would engage in C–H trifluoromethylthiolation. We reasoned that trifluoromethylsulfonium salts, generated from trifluoromethyl sulfoxides by an interrupted Pummerer reaction, would prove versatile intermediates en route to the incorporation of SCF₃ into nucleophilic arenes. Herein, we present trifluoromethyl sulfoxides as novel, tuneable trifluoromethylthiolating agents (Scheme 1B). The easy to prepare, bench-stable and novel trifluoromethyl sulfoxides^[12] allow SCF₃ incorporation into a variety of heteroarenes and arenes, including drug molecules, at the expense of C–H bonds. In contrast to current methods for trifluoromethylthiolation, which involve direct attack of an arene on an electrophilic SCF₃ reagent, our unique strategy builds the desired connectivity to give sulfonium salts that are

[*] Dr. D. Wang, C. G. Carlton, Dr. M. Tayu, Dr. J. J. W. McDouall, Dr. G. J. P. Perry, Prof. Dr. D. J. Procter
Department of Chemistry, University of Manchester
Oxford Road, Manchester, M13 9PL (UK)
E-mail: david.j.procter@manchester.ac.uk

Dr. M. Tayu
Department of Chemistry, Meiji Pharmaceutical University
2-522-1 Noshio, Kiyose, Tokyo 204-8588 (Japan)

Supporting information and the ORCID identification number(s) for the author(s) of this article can be found under:
<https://doi.org/10.1002/anie.202005531>.

© 2020 The Authors. Published by Wiley-VCH Verlag GmbH & Co. KGaA. This is an open access article under the terms of the Creative Commons Attribution License, which permits use, distribution and reproduction in any medium, provided the original work is properly cited.

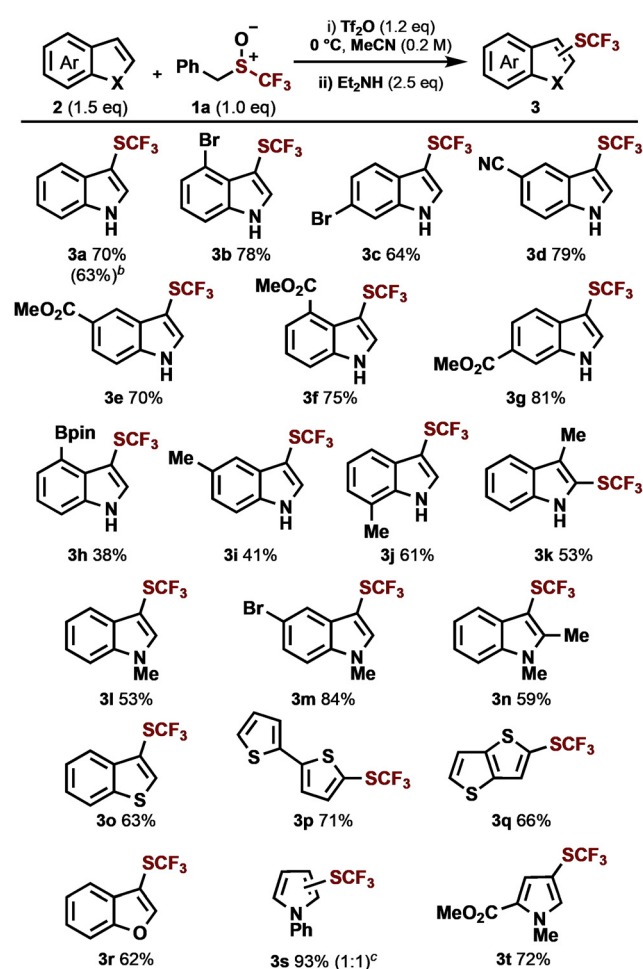


Scheme 1. A) Current methods for transition metal-free C–H trifluoromethylthiolation. B) This work: C–H trifluoromethylthiolation by an interrupted Pummerer reaction.

selectively deconstructed in situ to deliver trifluoromethylthiolated products.

Our first aim was to design and synthesize a sulfoxide suitable for general and selective trifluoromethylthiolation.^[13] Key to our mechanistic hypothesis for trifluoromethylthiolation is the selective loss of the R group, rather than the CF₃ group, from the sulfoxide **1** (Scheme 1 B). As this step likely occurs by nucleophilic substitution in a sulfonium salt intermediate (see below), we identified the benzyl-substituted trifluoromethyl sulfoxide **1a** as a candidate for enabling trifluoromethylthiolation: the activating effect of the adjacent π -system, combined with the inhibitory effect of fluoro groups towards incoming nucleophiles,^[14] would make the benzyl group more susceptible to removal. We developed a new route for the synthesis of **1a**, which was obtained as a free-flowing, bench-stable, crystalline solid and has been characterized by X-ray crystallographic analysis (Scheme 1 B).^[15]

With a novel sulfoxide in hand, we attempted the trifluoromethylthiolation of indole (**2a**; Scheme 2). The sulfoxide was activated using triflic anhydride^[9] to give the

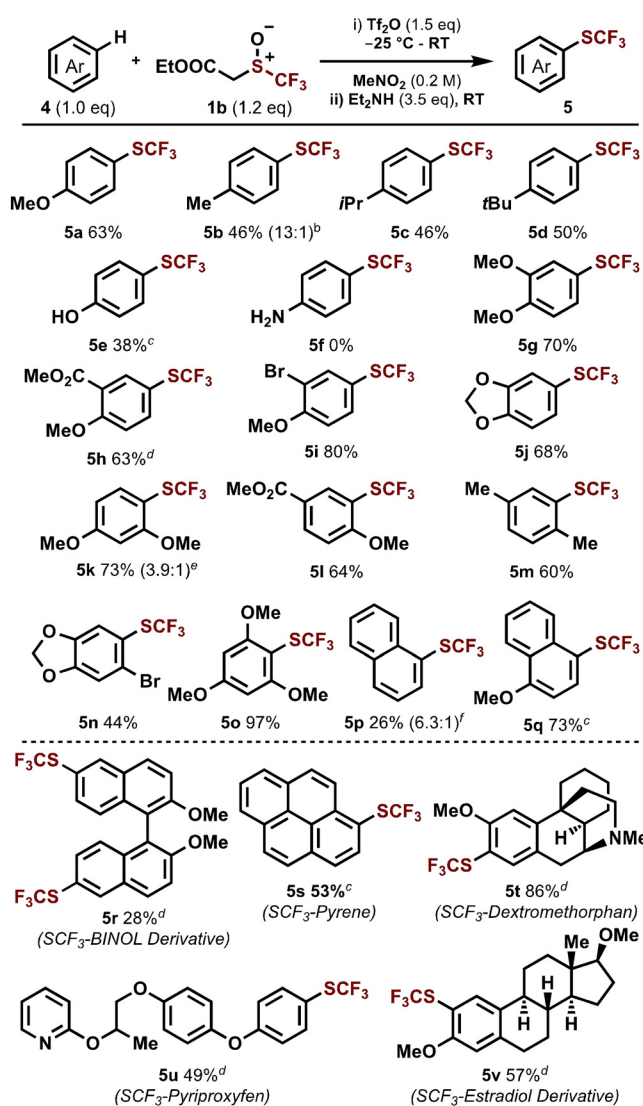


Scheme 2. Scope^[a] of the metal-free C–H trifluoromethylthiolation of heteroarenes. [a] Procedure A, conditions: i) **2** (0.3 mmol, 1.5 equiv), **1a** (0.2 mmol, 1.0 equiv), TiF_2O (0.24 mmol, 1.2 equiv), MeCN (1.0 mL, 0.2 M) at 0 °C for 1 h. ii) Et_2NH (0.5 mmol, 2.5 equiv). [b] Reaction run on a gram scale. [c] Numbers within parenthesis indicate ratio of C2 versus C3 trifluoromethylthiolation.

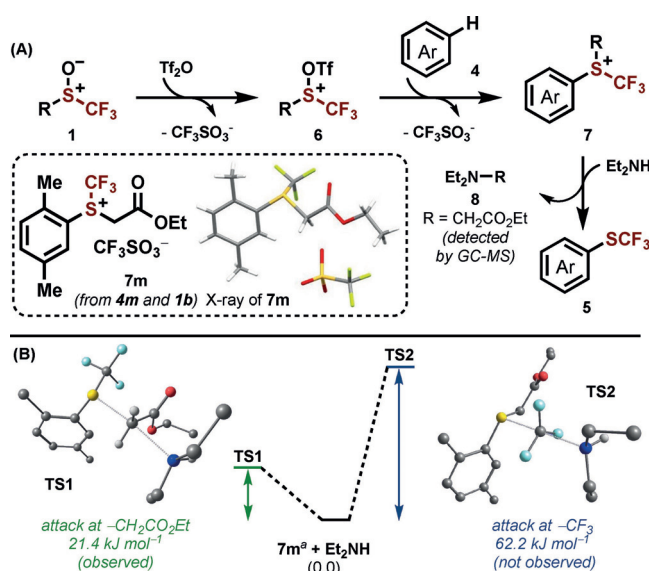
desired trifluoromethylthiolated indole **3a** in 70% yield. The reaction tolerated substitution at all positions around the indole motif [C4 (**3b**, **3f**, **3h**), C5 (**3d**, **3e**, **3j**), C6 (**3c**, **3g**), C7 (**3j**) and C3 (**3k**)], including various electron-withdrawing (**3b–g**) and electron-donating (**3i–k**) groups. We were pleased to find that functional groups that can undergo subsequent transformations, such as halides (**3b**, **3c**), nitriles (**3d**), esters (**3e–3g**), and boronate esters (**3h**), were well tolerated. *N*-methyl indoles also worked well in the procedure (**3l–n**). A range of other heteroaromatic compounds also underwent efficient C–H trifluoromethylthiolation, such as benzothio-*phene* (**3o**), thiophenes (**3p**, **3q**), benzofuran (**3r**) and pyrroles (**3s**, **3t**). The reaction was also executed on a gram scale without severe detriment to the yield (**3a**).

In comparison to heteroarenes, the trifluoromethylthiolation of arenes has received less attention.^[8d,o,p,a,b] Initial results using **1a** gave poor yields of the desired trifluoromethylthiolated arenes, however, a novel ester-derived trifluoromethyl sulfoxide, **1b**, showed good reactivity (Scheme 3). This outcome suggests that the structure of the sulfoxide can be tuned for optimization with a specific class of substrate.^[16] With **1b**, anisole, phenol and other alkylated arenes were responsive to trifluoromethylthiolation (**5a–e**).^[17] Unfortunately, free amines were not tolerated in this reaction (**5f**).^[18] A range of 1,2- (**5g–j**), 1,3- (**5k**) and 1,4-disubstituted (**5l**, **5m**) arenes, bearing various functionalities, such as halogens and esters, also performed well under our reaction conditions. The reaction was also applicable to trisubstituted arenes (**5n**, **5o**) and naphthalenes (**5p**, **5q**). Finally, we showcased our method using substrates relevant in catalysis, materials, medicine, and agriculture. We were able to trifluoromethylthiolate a BINOL derivative (**5r**), pyrene (**5s**), drugs (**5t**), pesticides (**5u**), and a natural product derivative (**5v**).

A mechanistic proposal for the trifluoromethylthiolation is summarized in Scheme 4. The trifluoromethyl sulfoxides **1** are initially activated through reaction with TiF_2O to produce the electrophilic intermediates **6**. The intermediates **6** then undergo the so-called interrupted Pummerer reaction with a (hetero)arene (e.g. **4**) to give the sulfonium salts **7**. Selective removal of the R group by Et_2NH reveals the trifluoromethylthiolated products (e.g. **5**). Experimental and computational studies provided support for our proposed mechanism. Firstly, the sulfonium salt **7m** was isolated from the reaction between *p*-xylene (**4m**) and **1b**.^[15,19] We then modelled the dealkylation step using DFT calculations. These results showed that the transition state for attack of the amine (Et_2NH) at the $-\text{CH}_2\text{CO}_2\text{Et}$ group lies 40.8 kJ mol⁻¹ lower in energy than the transition state for attack at the $-\text{CF}_3$ group. In addition, the expected side-product, $\text{Et}_2\text{NCH}_2\text{CO}_2\text{Et}$ (**8**), was detected by GCMS. It is likely that attack at the $-\text{CF}_3$ group is disfavored because of unfavorable electrostatic interactions,^[14] though further studies are required to fully delineate the intricacies of this mechanism. These studies highlight our unique strategy for trifluoromethylthiolation; whereas current methods proceed through direct attack of an arene on an electrophilic SCF_3 reagent,^[8] we have introduced alternative reactivity in which the desired connectivity is built, to give **7**, before inducing controlled deconstruction and release of the desired trifluoromethylthiolated products.



In summary, we have developed a new strategy for the metal-free C–H trifluoromethylthiolation of (hetero)arenes. In this process, we utilize the interrupted Pummerer reaction to establish trifluoromethyl sulfoxides as novel trifluoromethylthiolating agents. Our method for incorporating SCF₃ components exploits a build-up/deconstruct strategy and is mechanistically distinct from current processes. A variety of (hetero)aromatic compounds underwent efficient trifluoromethylthiolation, including drug molecules and natural products. We expect trifluoromethyl sulfoxides to find application in other trifluoromethylthiolation reactions in the future.



Scheme 4. A) Proposed mechanism for the trifluoromethylthiolation of (hetero)arenes using sulfoxides. B) Computational investigation of the chemoselective dealkylation. [a] The process was modelled using the cation of **7m**. See the Supporting Information for further details.

Acknowledgements

We thank EPSRC (Postdoctoral Fellowship to D. W.—EP/S014128/1; Established Career Fellowship to D.J.P.—EP/M005062/1) and the University of Manchester (Lectureship to G.J.P.P.) for their generous support.

Conflict of interest

The authors declare no conflict of interest.

Keywords: arenes · Pummerer reaction · reaction mechanisms · sulfoxides · trifluoromethylthiolation

- [1] S. Purser, P. R. Moore, S. Swallow, V. Gouverneur, *Chem. Soc. Rev.* **2008**, *37*, 320–330.
- [2] S. Preshlock, M. Tredwell, V. Gouverneur, *Chem. Rev.* **2016**, *116*, 719–766.
- [3] F. Pertusati, M. Serpi, E. Pileggi, *Fluorine in Life Sciences: Pharmaceuticals, Medicinal Diagnostics, and Agrochemicals*, Elsevier, Amsterdam, **2019**, pp. 141–180.
- [4] J. E. Sykes, M. G. Papich, *Canine and Feline Infectious Diseases*, Elsevier, Amsterdam, **2014**, pp. 97–104.
- [5] G. Landelle, A. Panossian, F. Leroux, *Curr. Top. Med. Chem.* **2014**, *14*, 941–951.
- [6] a) X. Shao, C. Xu, L. Lu, Q. Shen, *Acc. Chem. Res.* **2015**, *48*, 1227–1236; b) S. Barata-Vallejo, S. Bonesi, A. Postigo, *Org. Biomol. Chem.* **2016**, *14*, 7150–7182; c) H. Chachignon, D. Cahard, *Chin. J. Chem.* **2016**, *34*, 445–454; d) F. Toulgoat, T. Billard, *Modern Synthesis Processes and Reactivity of Fluorinated Compounds*, Elsevier, Amsterdam, **2017**, pp. 141–179.
- [7] See ref. [5] and a) R. M. Scribner, *J. Org. Chem.* **1966**, *31*, 3671–3682; b) A. Haas, V. Hellwig, *J. Fluorine Chem.* **1975**, *6*, 521–532; c) T. S. Croft, J. J. McBrady, *J. Heterocycl. Chem.* **1975**, *12*, 845–849; d) J. Mirek, A. Haas, *J. Fluorine Chem.* **1981**, *19*, 67–70; e) M. R. C. Gerstenberger, A. Haas, F. Liebig, *J. Fluorine*

- Chem.* **1982**, *19*, 461–474; f) M. R. C. Gerstenberger, A. Haas, *J. Fluorine Chem.* **1983**, *23*, 525–540.
- [8] Recent selected reports: a) A. Ferry, T. Billard, E. Bacqué, B. R. Langlois, *J. Fluorine Chem.* **2012**, *134*, 160–163; b) Y. Yang, X. Jiang, F.-L. Qing, *J. Org. Chem.* **2012**, *77*, 7538–7547; c) C. Xu, B. Ma, Q. Shen, *Angew. Chem. Int. Ed.* **2014**, *53*, 9316–9320; *Angew. Chem.* **2014**, *126*, 9470–9474; d) S. Alazet, T. Billard, *Synlett* **2015**, *26*, 76–78; e) S. Alazet, L. Zimmer, T. Billard, *J. Fluorine Chem.* **2015**, *171*, 78–81; f) Q. Glenadel, S. Alazet, T. Billard, *J. Fluorine Chem.* **2015**, *179*, 89–95; g) R. Honeker, J. B. Ernst, F. Glorius, *Chem. Eur. J.* **2015**, *21*, 8047–8051; h) M. Jereb, K. Gosak, *Org. Biomol. Chem.* **2015**, *13*, 3103–3115; i) Q. Wang, Z. Qi, F. Xie, X. Li, *Adv. Synth. Catal.* **2015**, *357*, 355–360; j) P. Zhang, M. Li, X.-S. Xue, C. Xu, Q. Zhao, Y. Liu, H. Wang, Y. Guo, L. Lu, Q. Shen, *J. Org. Chem.* **2016**, *81*, 7486–7509; k) J. B. Ernst, L. Rakers, F. Glorius, *Synthesis* **2017**, *49*, 260–268; l) S. Kovács, B. Bayarmagnai, L. J. Goossen, *Adv. Synth. Catal.* **2017**, *359*, 250–254; m) C. J. Nalbandian, E. M. Miller, S. T. Toenjes, J. L. Gustafson, *Chem. Commun.* **2017**, *53*, 1494–1497; n) L. J. C. Bonazaba Milandou, H. Carreyre, S. Alazet, G. Greco, A. Martin-Mingot, C. Nkounkou Loumpangou, J.-M. Ouamba, F. Bouazza, T. Billard, S. Thibaudeau, *Angew. Chem. Int. Ed.* **2017**, *56*, 169–172; *Angew. Chem.* **2017**, *129*, 175–178; o) M. Horvat, M. Jereb, J. Iskra, *Eur. J. Org. Chem.* **2018**, 3837–3843; p) C. J. Nalbandian, Z. E. Brown, E. Alvarez, J. L. Gustafson, *Org. Lett.* **2018**, *20*, 3211–3214; q) S. Lu, W. Chen, Q. Shen, *Chin. Chem. Lett.* **2019**, *30*, 2279–2281; r) S. Liu, X. Zeng, B. Xu, *Asian J. Org. Chem.* **2019**, *8*, 1372–1375; s) X. Shao, X. Wang, T. Yang, L. Lu, Q. Shen, *Angew. Chem. Int. Ed.* **2013**, *52*, 3457–3460; *Angew. Chem.* **2013**, *125*, 3541–3544; t) X. Shao, C. Xu, L. Lu, Q. Shen, *J. Org. Chem.* **2015**, *80*, 3012–3021; u) B. Ma, X. Shao, Q. Shen, *J. Fluorine Chem.* **2015**, *171*, 73–77; v) X.-G. Yang, K. Zheng, C. Zhang, *Org. Lett.* **2020**, *22*, 2026–2031; w) H. Chachignon, M. Maeno, H. Kondo, N. Shibata, D. Cahard, *Org. Lett.* **2016**, *18*, 2467–2470; x) Q. Yan, L. Jiang, W. Yi, Q. Liu, W. Zhang, *Adv. Synth. Catal.* **2017**, *359*, 2471–2480; y) M.-J. Bu, G.-P. Lu, C. Cai, *Org. Chem. Front.* **2017**, *4*, 266–270; z) X. Zhao, X. Zheng, M. Tian, J. Sheng, Y. Tong, K. Lu, *Tetrahedron* **2017**, *73*, 7233–7238; aa) D.-W. Sun, X. Jiang, M. Jiang, Y. Lin, J.-T. Liu, *Eur. J. Org. Chem.* **2017**, 3505–3511; ab) J. Liu, X. Zhao, L. Jiang, W. Yi, *Adv. Synth. Catal.* **2018**, *360*, 4012–4016.
- [9] Interrupted Pummerer reactions with carbon nucleophiles: a) A. J. Eberhart, J. E. Imbriglio, D. J. Procter, *Org. Lett.* **2011**, *13*, 5882–5885; b) A. J. Eberhart, C. Cicoira, D. J. Procter, *Org. Lett.* **2013**, *15*, 3994–3997; c) J. A. Fernández-Salas, A. P. Pulis, *D. J. Procter, Chem. Commun.* **2016**, *52*, 12364–12367; d) H. J. Shrivs, J. A. Fernández-Salas, C. Hedtke, A. P. Pulis, D. J. Procter, *Nat. Commun.* **2017**, *8*, 14801; e) M. Šiaučiulis, S. Sapmaz, A. P. Pulis, D. J. Procter, *Chem. Sci.* **2018**, *9*, 754–759; f) Z. He, H. J. Shrivs, J. A. Fernández-Salas, A. Abengózar, J. Neufeld, K. Yang, A. P. Pulis, D. J. Procter, *Angew. Chem. Int. Ed.* **2018**, *57*, 5759–5764; *Angew. Chem.* **2018**, *130*, 5861–5866; g) M. Šiaučiulis, N. Ahlsten, A. P. Pulis, D. J. Procter, *Angew. Chem. Int. Ed.* **2019**, *58*, 8779–8783; *Angew. Chem.* **2019**, *131*, 8871–8875; h) J. Yan, A. P. Pulis, G. J. P. Perry, D. J. Procter, *Angew. Chem. Int. Ed.* **2019**, *58*, 15675–15679; *Angew. Chem.* **2019**, *131*, 15822–15826; i) M. H. Aukland, M. Šiaučiulis, A. West, G. J. P. Perry, D. J. Procter, *Nat. Catal.* **2020**, *3*, 163–169.
- [10] Selected intermolecular interrupted Pummerer chemistry with carbon nucleophiles: a) V. G. Nenajdenko, P. V. Verteletzkiy, E. S. Balenkova, *Sulfur Lett.* **1996**, *20*, 75–84; b) V. G. Nenajdenko, P. V. Verteletzkiy, I. D. Gridnev, N. E. Shevchenko, E. S. Balenkova, *Tetrahedron* **1997**, *53*, 8173–8180; c) V. G. Nenajdenko, P. V. Verteletzkiy, E. S. Balenkova, *Synthesis* **1997**, 351–355; d) N. E. Shevchenko, A. S. Karpov, E. P. Zakurdaev, V. G. Nenajdenko, E. S. Balenkova, *Chem. Heterocycl. Compd.* **2000**, *36*, 137–143; e) N. E. Shevchenko, V. G. Nenajdenko, E. S. Balenkova, *Synthesis* **2003**, 1191–1200; f) J.-I. Matsuo, H. Yamanaka, A. Kawana, T. Mukaiyama, *Chem. Lett.* **2003**, *32*, 392–393; g) T. Shoji, J. Higashi, S. Ito, K. Toyota, T. Asao, M. Yasunami, K. Fujimori, N. Morita, *Eur. J. Org. Chem.* **2008**, 1242–1252; h) S. Yoshida, H. Yorimitsu, K. Oshima, *Org. Lett.* **2009**, *11*, 2185–2188; i) K. Higuchi, M. Tayu, T. Kawasaki, *Chem. Commun.* **2011**, *47*, 6728–6730; j) X. Huang, M. Patil, C. Farès, W. Thiel, N. Maulide, *J. Am. Chem. Soc.* **2013**, *135*, 7312–7323; k) M. Tayu, K. Higuchi, M. Inaba, T. Kawasaki, *Org. Biomol. Chem.* **2013**, *11*, 496–502; l) M. Tayu, K. Higuchi, T. Ishizaki, T. Kawasaki, *Org. Lett.* **2014**, *16*, 3613–3615; m) M. Tayu, T. Ishizaki, K. Higuchi, T. Kawasaki, *Org. Biomol. Chem.* **2015**, *13*, 3863–3865; n) P. Cowper, Y. Jin, M. D. Turton, G. Kociok-Köhn, S. E. Lewis, *Angew. Chem. Int. Ed.* **2016**, *55*, 2564–2568; *Angew. Chem.* **2016**, *128*, 2610–2614; o) M. Tayu, Y. Suzuki, K. Higuchi, T. Kawasaki, *Synlett* **2016**, *27*, 941–945; p) I. Klose, A. Misale, N. Maulide, *J. Org. Chem.* **2016**, *81*, 7201–7210; q) M. Tayu, K. Nomura, K. Kawachi, K. Higuchi, N. Saito, T. Kawasaki, *Chem. Eur. J.* **2017**, *23*, 10925–10930; r) H. Kawashima, T. Yanagi, C.-C. Wu, K. Nogi, H. Yorimitsu, *Org. Lett.* **2017**, *19*, 4552–4555; s) G. Hu, J. Xu, P. Li, *Org. Chem. Front.* **2018**, *5*, 2167–2170; t) K. Higuchi, T. Tago, Y. Kokubo, M. Ito, M. Tayu, S. Sugiyama, T. Kawasaki, *Org. Chem. Front.* **2018**, *5*, 3219–3225; u) B. Waldecker, F. Kraft, C. Golz, M. Alcarazo, *Angew. Chem. Int. Ed.* **2018**, *57*, 12538–12542; *Angew. Chem.* **2018**, *130*, 12718–12722; v) Z. Zhang, P. He, H. Du, J. Xu, P. Li, *J. Org. Chem.* **2019**, *84*, 4517–4524; w) Z. Zhang, Y. Luo, H. Du, J. Xu, P. Li, *Chem. Sci.* **2019**, *10*, 5156–5161; x) X. Li, C. Golz, M. Alcarazo, *Angew. Chem. Int. Ed.* **2019**, *58*, 9496–9500; *Angew. Chem.* **2019**, *131*, 9596–9600; y) F. Berger, M. B. Plutschack, J. Riegger, W. Yu, S. Speicher, M. Ho, N. Frank, T. Ritter, *Nature* **2019**, *567*, 223–228; z) K. Kafuta, A. Korzun, M. Böhm, C. Golz, M. Alcarazo, *Angew. Chem. Int. Ed.* **2020**, *59*, 1950–1955; *Angew. Chem.* **2020**, *132*, 1966–1971.
- [11] a) A. P. Pulis, D. J. Procter, *Angew. Chem. Int. Ed.* **2016**, *55*, 9842–9860; *Angew. Chem.* **2016**, *128*, 9996–10014; b) T. Yanagi, K. Nogi, H. Yorimitsu, *Tetrahedron Lett.* **2018**, *59*, 2951–2959; c) D. Kaiser, I. Klose, R. Oost, J. Neuhaus, N. Maulide, *Chem. Rev.* **2019**, *119*, 8701–8780.
- [12] Sulfoxide **1b** has not previously been prepared: a) R. M. DeMarinis, J. R. E. Hoover, G. L. Dunn, P. Actor, J. V. Uri, J. A. Weisbach, *J. Antibiot.* **1975**, *28*, 463–470; b) L. V. Sokolenko, Y. L. Yagupolskii, L. S. Kumanetska, J. Marrot, E. Magnier, V. O. Lipetskij, I. V. Kalinin, *Tetrahedron Lett.* **2017**, *58*, 1308–1311; c) L. V. Sokolenko, R. K. Orlova, A. A. Filatov, Y. L. Yagupolskii, E. Magnier, B. Pégot, P. Diter, *Molecules* **2019**, *24*, 1249. For procedures related to the synthesis of **1a** see ref. [12c].
- [13] For the use of trifluoromethyl sulfoxides in trifluoromethylation, see: a) G. K. S. Prakash, J. Hu, G. A. Olah, *Org. Lett.* **2003**, *5*, 3253–3256; b) X. Li, J. Zhao, L. Zhang, M. Hu, L. Wang, J. Hu, *Org. Lett.* **2015**, *17*, 298–301.
- [14] H. Martinez, A. Rebeyrol, T. B. Nelms, W. R. Dolbier, *J. Fluorine Chem.* **2012**, *135*, 167–175.
- [15] Deposition Numbers 1993042 (for **1a**), and 1993043 (for **7m**) contain the supplementary crystallographic data for this paper. These data are provided free of charge by the joint Cambridge Crystallographic Data Centre and Fachinformationszentrum Karlsruhe Access Structures service www.ccdc.cam.ac.uk/structures.
- [16] See the Supporting Information for details of the optimization. When reacting the indole **2l** with **1b**, product **3l** was formed in 17% yield. When reacting the arene **4m** with **1a**, product **5m** was formed in 7% yield. This suggests that less nucleophilic arenes (**4**) require the presumably more electrophilic sulfoxide

- 1b** to react. However, further studies are required to fully understand the differing reactivity.
- [17] The reaction with benzene gave only a trace amount of product.
- [18] Preliminary results suggest that some amines, for example, NPh_3 , are tolerated. See the Supporting Information.

[19] For a review on trifluoromethylsulfonium salts see: N. Shibata, A. Matsnev, D. Cahard, *Beilstein J. Org. Chem.* **2010**, *6*, 65.

Manuscript received: April 16, 2020
Revised manuscript received: May 21, 2020
Accepted manuscript online: May 28, 2020
Version of record online: July 15, 2020
