

Supplementary Materials: Multiscale geometrical and topological learning in the analysis of soft matter collective dynamics

Tetiana Orlova* and Malgosia Kaczmarek[†]
*Physics and Astronomy, University of Southampton,
Southampton SO17 1BJ, UK*

Amaranta Membrillo Solis,[‡] Tristan Madeleine, Giampaolo D'Alessandro, and Jacek Brodzki
*Mathematical Sciences, University of Southampton,
Southampton SO17 1BJ, UK*

Hayley R. O. Sohn and Ivan I. Smalyukh
*Department of Physics, University of Colorado, Boulder, CO, USA
International Institute for Sustainability with Knotted Chiral Meta Matter (WPI-SKCM2),
Hiroshima University, Higashi Hiroshima, Hiroshima, Japan
Renewable and Sustainable Energy Institute,
National Renewable Energy Laboratory and University of Colorado, Boulder, CO, USA*

I. LIST OF SUPPLEMENTARY VIDEOS

- **Supplementary Video 1.** Shear-like deformation of a pseudocrystallite, which is a dense-packed ensemble of particle-like soft structures.
- **Supplementary Video 2.** Movement of a dense-packed ensemble, accompanied by a shape transformation of individual pattern-forming structures.
- **Supplementary Video 3.** Formation of moving chains and clusters of particle-like structures from their dense-packed ensemble.

* tetiana.orlova@ysu.am; Also at Institute of Physics, Yerevan State University, 1 Alex Manoogian, Yerevan 0025, Armenia.

[†] mfk@soton.ac.uk

[‡] i.a.membrillosolis@qmul.ac.uk; Also at School of Mathematical Sciences, Queen Mary University of London, London E1 4NS, UK.

II. SUPPLEMENTARY FIGURES

A. Supplementary figure to Figure 4

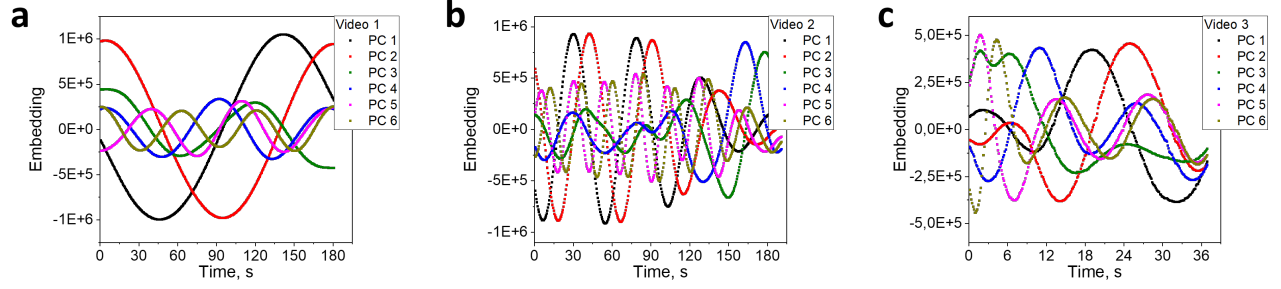


FIG. S1. Time dependencies of the first six principal components (PCs) for the corresponding videos. The cases of **a**, a moving ensemble of shape-persistent soft quasi-particles, **b**, densely packed quasi-particles experiencing shape transformation, **c**, clustering quasi-particles.

B. Supplementary figures to Figure 5

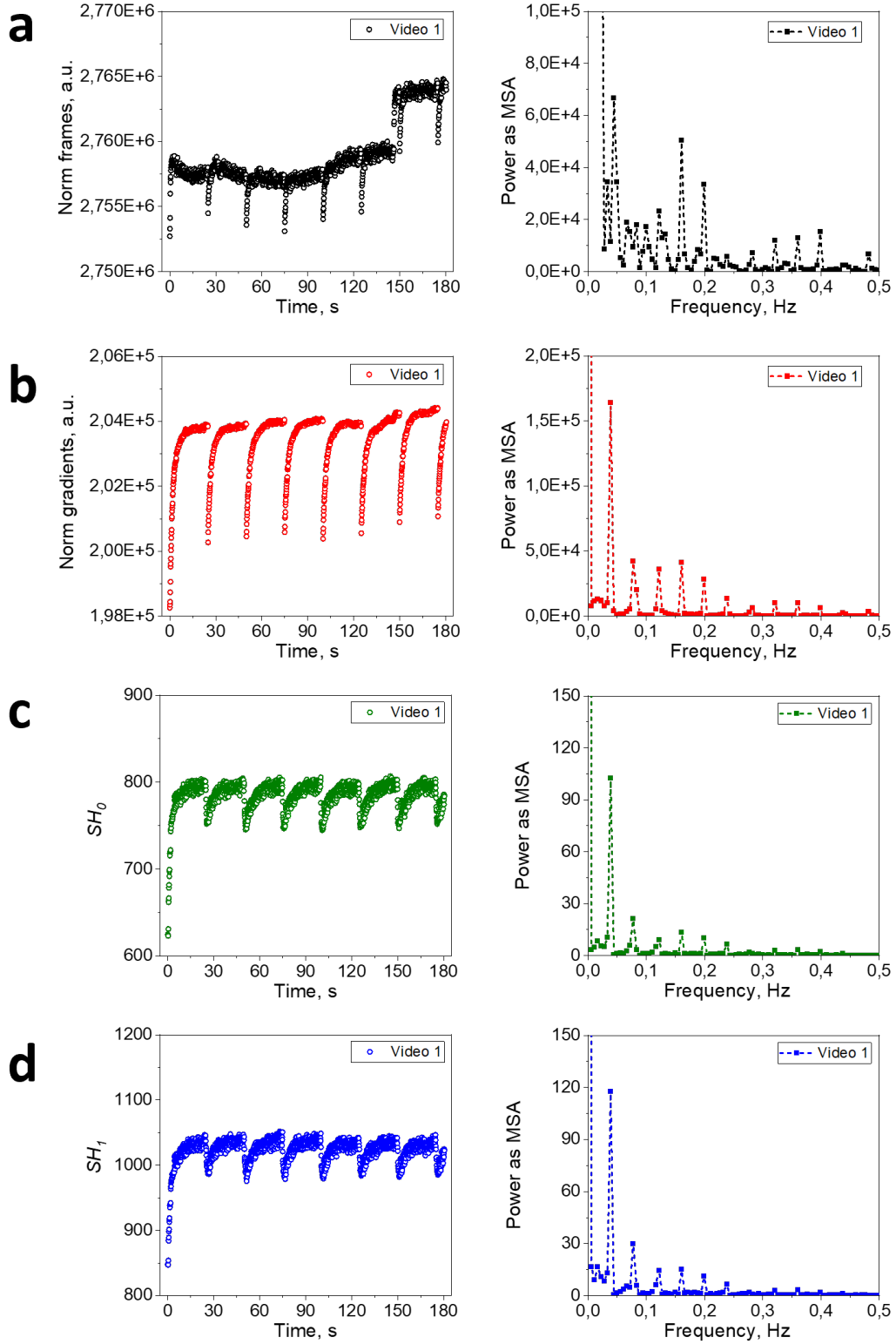


FIG. S2. L1 norm of frame characteristics and persistence data computed for Supplementary Video 1. **a**, norm of video frames, **b**, norm of video frame gradients, **c**, norm of 0th persistence, **d**, norm of 1st persistence.

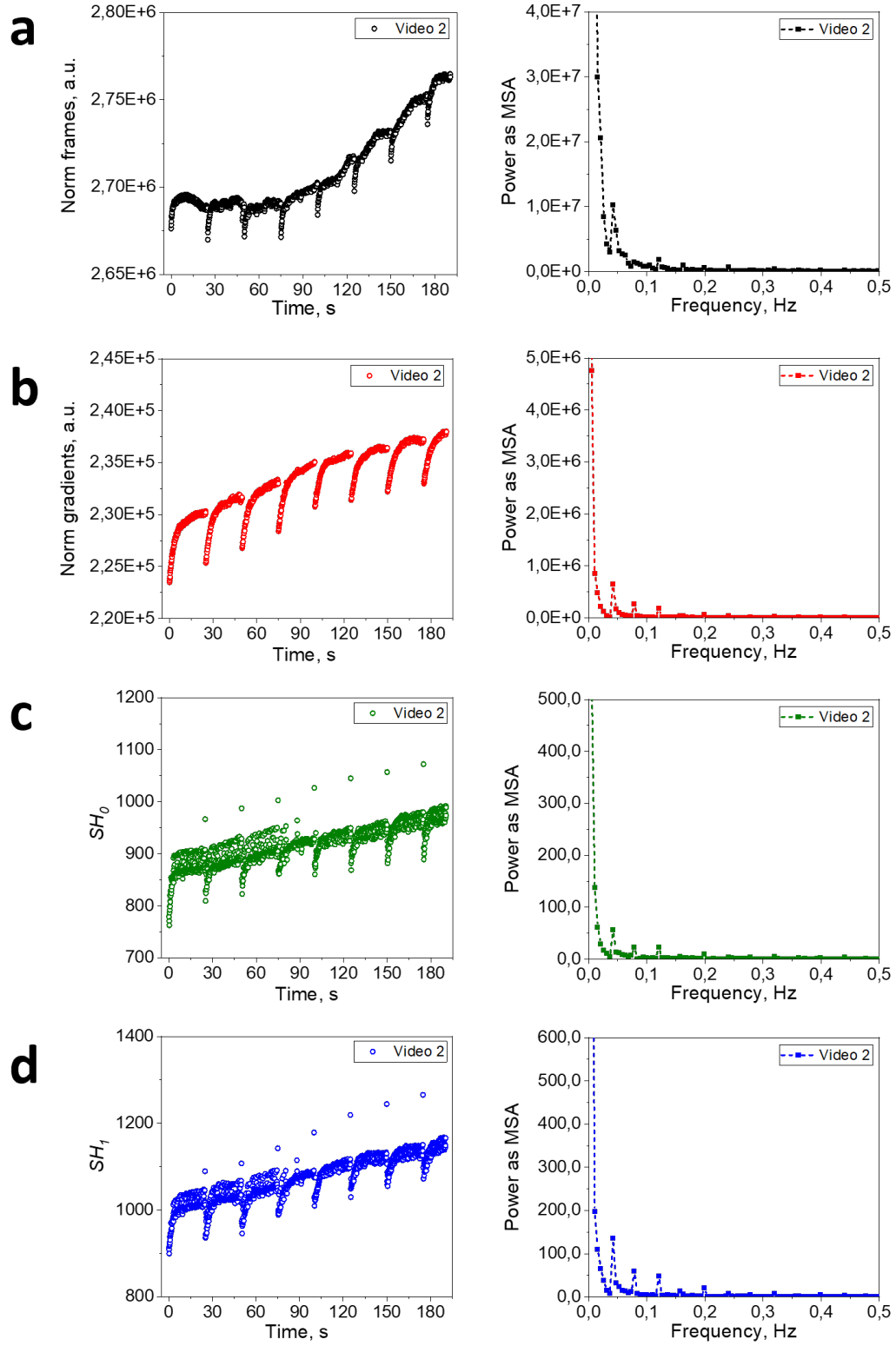


FIG. S3. L1 norm of frame characteristics and persistence data computed for Supplementary Video 2. **a**, norm of video frames, **b**, norm of video frame gradients, **c**, norm of 0th persistence, **d**, norm of 1st persistence.

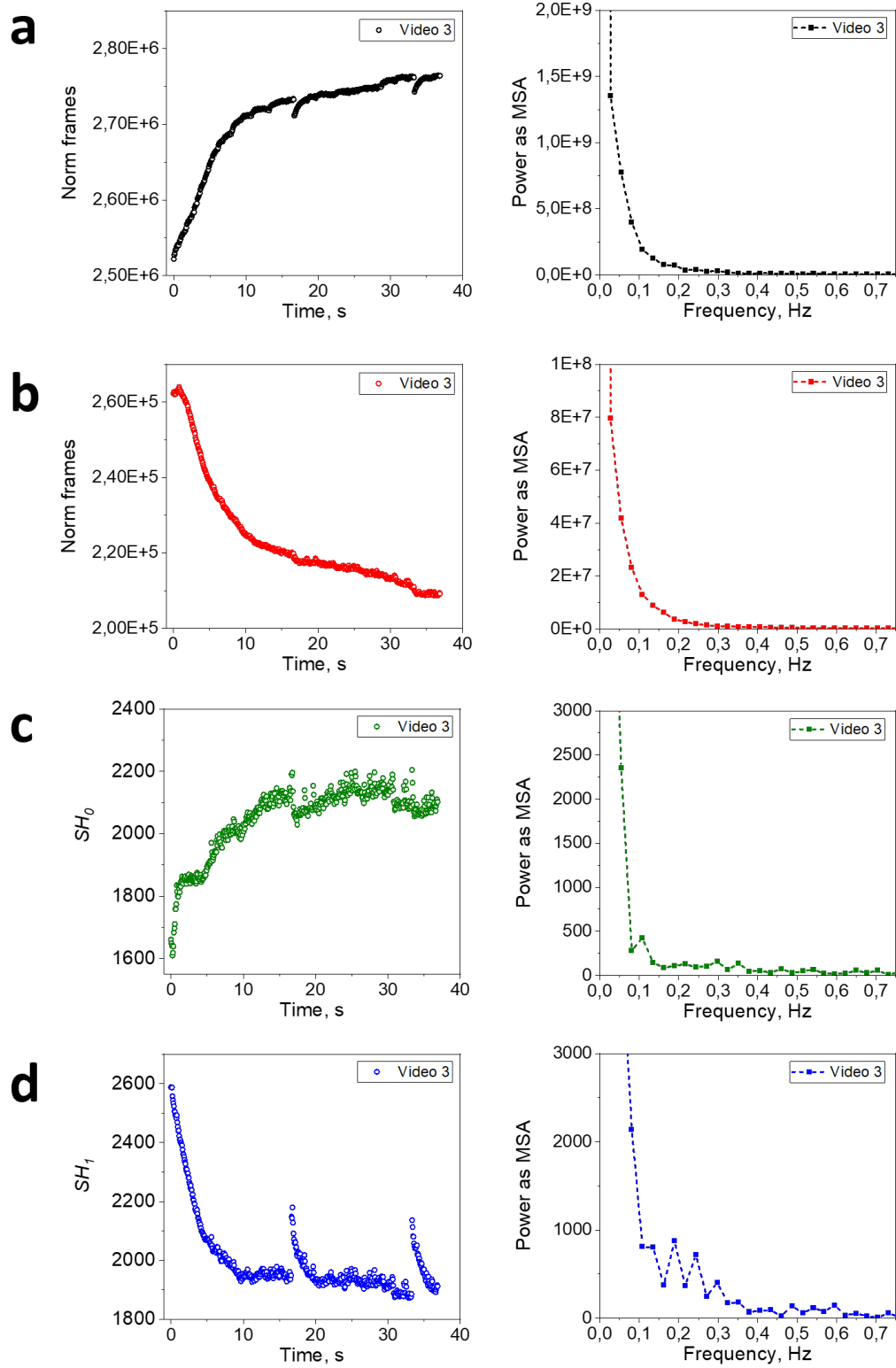


FIG. S4. L1 norm of frame characteristics and persistence data computed for Supplementary Video 3. **a**, norm of video frames, **b**, norm of video frame gradients, **c**, norm of 0th persistence, **d**, norm of 1st persistence.

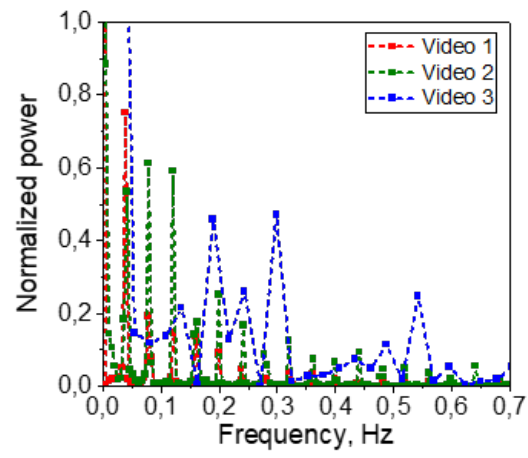


FIG. S5. Normalized power spectra shown in Fig. 4 d-f. The power values are normalized to the corresponding maximum values in each of Fig. 4 d-f.