

Submitted
807

To ultra fast phenomena
807 / C.213 / 94
(DANA POINT,
CALIFORNIA)

**40 GHz soliton train generation through multisoliton pulse
propagation in a dispersion varying optical fibre circuit**

D.J. Richardson and D.N. Payne

Optoelectronics Research Centre, Southampton University,

Southampton, SO9 5NH, U.K.

Tel: +703 592693

A.V. Shipulin and E.M. Dianov

General Physics Institute, 38 Vavilova Street, Box 117333, Moscow, Russia.

Tel: +95 132 8121

Abstract

We demonstrate 40GHz optical beat-signal to soliton train conversion employing a novel technique based on multisoliton compression effects in dispersion varying optical fibers.

40 GHz soliton train generation through multi-soliton pulse propagation in a dispersion varying optical fiber circuit

D.J. Richardson and D.N. Payne
Optoelectronics Research Centre, Southampton University,
Southampton, SO9 5NH, U.K.

A.V. Shipulin and E.M. Dianov
General Physics Institute, 38 Vavilova Street, Box 117333, Moscow, Russia.

Recent advances in telecommunications have led to a number of impressive high speed transmission results with data transmission at rates as high as 100 GBit/s recently demonstrated [1]. As data rates increase the source requirements on repetition rate and pulse quality become more and more stringent and the ultimate limits of conventional laser sources e.g. gain-switched DFBs, mode-locked fiber lasers are rapidly being approached. The development of alternative high-frequency pulse generation techniques that can extend from 20-40 GHz to far higher frequencies (> 200 GHz) is thus of great practical relevance.

One particular class of technique that has been the subject of considerable recent interest is based upon the transformation of a dual-frequency beat-signal into a train of solitons as a result of nonlinear propagation in a fiber circuit [2,5,7]. Generation of cw soliton trains at repetition rates in the range from 70-200 GHz have been obtained experimentally by propagation in Dispersion Decreasing Fiber (DDF) [3,4]. Unfortunately, impractically long lengths of DDF (> 10 km) are required to extend the techniques to repetition rates below ~ 60 GHz and the basic technique is therefore of little interest for current telecommunication applications. Spectral enrichment of the beat signal in Dispersion Shifted Fibre (DSF) prior to propagation in DDFs has been shown to lead to the generation of slightly lower repetition rates [5]. It has also been shown theoretically that an even greater length reduction can be obtained by compressing the initial beat signal through multi-soliton compression prior to propagation in a DDF enabling 40 GHz soliton train generation [6]. In this paper we demonstrate that a simple combination of spectral enrichment in DSF and multisoliton compression in standard fiber prior to propagation in a DDF can be used to generate a high quality 40 GHz soliton train. The technique should be capable of extension down to ≈ 30 GHz. Note that 32 GHz soliton trains have been generated from a beat signal by using multisoliton effects in a nonlinear loop mirror [7]. However, this particular technique suffers from acute environmental instability and requires additional (linear) chirp compensation at the system output- undesirable properties for any practical source.

The experimental configuration is illustrated in Fig.1. The outputs from two, pig-tailed, single frequency DFB lasers (DFB1 and DFB2) were combined using a 3dB coupler to create a beat-signal. The lasers emitted at wavelengths around 1550 nm. The temperature of the laser diodes could be independently tuned and the laser wavelength separation set between 0 and 2 nm. The beat-signal was amplified in a two stage 1064nm pumped, erbium-ytterbium doped fiber amplifier incorporating an in-line band pass filter. Upto 200 mW of amplified power was available at the isolated EDFA output. The amplified beat-signal was passed through 1 km of DSF ($D = 0.5$ ps/nm.km) where four-wave mixing leads to sideband generation at -15 dB relative to the signal input level). The signal is then passed through 1 km of standard fiber ($D = 16$ ps/nm.km) where it undergoes multisoliton compression by a factor of ≈ 2 before entering the DDF. The DDF had a length 3.5 km and a loss of ≈ 1 dB/km. The dispersion at 1550 nm varied along the fiber length from $D_{\text{inp}} = 11$ ps/nm/km to $D_{\text{out}} = 0.8$ ps/nm/km at the output. On its own the DDF was suitable for the

generation of 80-90 GHz pulse trains. The total system loss from DSF input to DDF output was 5.6 dB.

The behaviour of the system was investigated for a wide range of frequency separations and pump powers and the optimum performance determined. Due to the multisoliton compression stage high quality pulses could only be obtained around a relatively narrow repetition rate resonance 40 ± 3 GHz determined by the standard fiber length and beat-signal power. The source does not therefore exhibit the broadband repetition rate tunability of the basic adiabatic DDF technique [4]. Optimum system performance was obtained at a wavelength separation of 0.318 nm ($R = 40$ GHz) repetition rate and an input beat-signal power of 135mW. An autocorrelation trace and optical spectrum of the trains so obtained are shown in Fig.2 where we see that we have obtained a 40 GHz train of 3.4 ps pulses, corresponding to a mark-space ratio of 7.3:1. A sech² fit to the relative peak heights in the spectrum is shown plotted on a log scale in Fig.3- the fit is seen to be excellent. The best fit spectral halfwidth comes out as 0.75 nm yielding a best fit time.bandwidth product of 0.32 in excellent agreement with that expected for soliton pulses. The average output power of 37 mW yields an estimated pulse energy of 0.9 pJ in excellent agreement with the value 0.8pJ calculated for a fundamental order soliton calculated taking $D = 0.8$ ps/nm.km and assuming a mode area of $100 (\mu\text{m})^2$. In order to check the stability of the train the pulses were propagated over a 7.5km span of DSF ($D = 0.4 (\pm 0.2)$ ps/nm.km), corresponding to approximately one soliton period for 3.4 ps pulses. Once the launched pump power into the DSF was adjusted to match the discrete dispersion change from DDF to DSF the pulses were found to propagate stably with little change in pulse parameters confirming the high quality of the train.

In conclusion, we have demonstrated for the first time a new technique for beat-signal to soliton train conversion based on multisoliton compression effects. This technique permits the use of considerably shorter fiber length than all previous DDF based conversion schemes and permits the generation of soliton trains with repetition rates in the range 30-40 GHz- a repetition rate of interest for future telecommunication applications. The method is also considerably simpler and less environmentally sensitive than other interferometric, NOLM based conversion schemes that can also operate in this repetition rate regime. The high quality of the solitons so generated is demonstrated by measurements of individual pulse parameter and by propagation of the pulses in an additional fiber span.

References.

1. S. Kawanashi, H. Takara, K. Uchiyama, M. Saruwatari, T. Kitoh: Proc. 19th European Conference on Optical Communication, Postdeadline Paper ThP12.1, 53 (Montreaux, 1993).
2. P.V. Mamyshev, S.V. Chernikov, E.M. Dianov: IEEE J. Quantum Electron. 27, 2347 (1991).
3. S. V. Chernikov, J. R. Taylor, P. V. Mamyshev, E. M. Dianov: Electron. Lett, 28, 931 (1992) and S.V. Chernikov, E.M. Dianov, D.G. Fursa, P.V. Mamyshev, A.M. Prokhorov: Tech. Digest second Intern. Conf. on Optical fibre Submarine Telecommunication Systems, 103 (Versailles 1993).
4. S. V. Chernikov, D. J. Richardson, R. I. Laming, E. M. Dianov, D. N. Payne: Appl. Phys. Lett., 63, 293, (1993).
5. S. V. Chernikov, D. J. Richardson, R. I. Laming, E. M. Dianov, D. N. Payne: Electron. Lett., 28, 1210, (1992).
6. A.V. Shipulin, D.G. Fursa, E.A. Golovchenko, E.M. Dianov: Electron. Lett, 29, 1401 (1993).
7. S. V. Chernikov, J. R. Taylor, P. V. Mamyshev, E. M. Dianov: Electron. Lett, 29, 658, (1993).

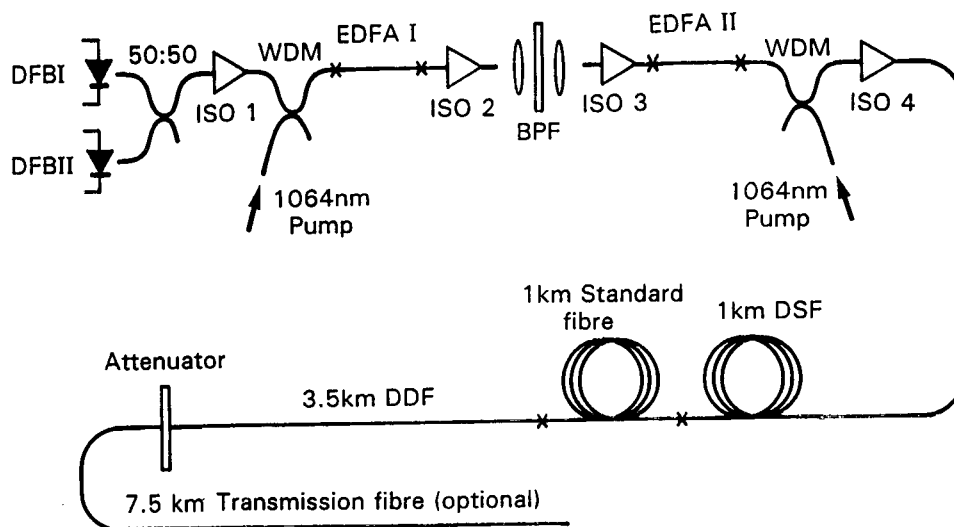


Fig.1 Experimental setup.

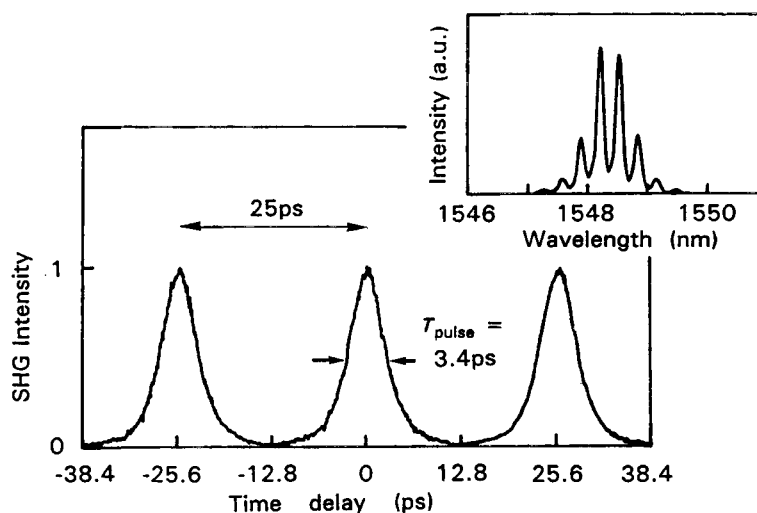


Fig.2 Experimental spectrum (a) and autocorrelation trace (b) of 40 GHz, 3.4 ps soliton train obtained at the end of the DDF fibre.

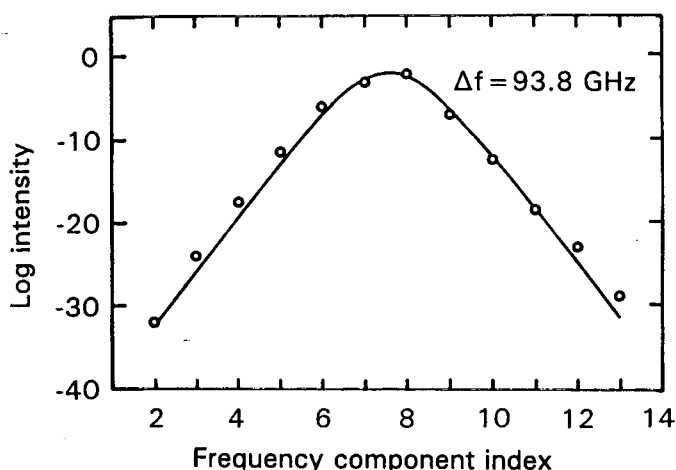


Fig.3 Sech^2 fit (solid line) to spectral peak amplitudes on logarithmic scale for 40 GHz pulse train shown in Fig.2. Best fit spectral halfwidth value of 93.8 GHz leads to an estimated time bandwidth product of 0.32.